

**INT. ACV-KARTRENNEN WACKERSDORF
25.-27.08.2023**

RESULTS BOOKLET | DSKC



**DEUTSCHE KART-MEISTERSCHAFT
DEUTSCHE JUNIOREN-KART-MEISTERSCHAFT
DEUTSCHE SCHALT-KART-MEISTERSCHAFT
DMSB-SCHALT-KART-CUP
MINI 60 BY CHRONO KARTING**

DMSB-Schalt-Kart-Cup 2023

vorläufig - ohne Gewähr

Pos	StNr.	Fahrer	Nation	Bewerber / Sponsor	Nation	Lizenz B-Lizenz	Chassis / Motor / Reifen	Siege	Gesamt- punkte	Mülsern				Genk				Wackersdorf			
										TQ	Heats	Race 1	Race 2	TQ	Heats	Race 1	Race 2	TQ	Heats	Race 1	Race 2
1	309	Tröger, Niels	DEU	Maranello SRP Factory Team	DEU	18256 16067	Maranello / TM / VEGA	2	166	15	9	20	12	25	20	5	15	20	25		
2	315	Hensen, Linus	DEU	Mach1 Motorsport - Kartschmie.de	DEU	10705 16686	Mach 1 / TM / VEGA	1	112	8	16	7	3	15	*	6	12	25	20		
3	330	Holzerm, Juliano	DEU	CPB Sport	FRA	11246 232241-1	Sodikart / TM / VEGA	1	107	5	12	25	16	1	9		7	16	16		
4	312	Rackl, Thomas	DEU	Maranello SRP Factory Team	DEU	10288 16067	Maranello / TM / VEGA		104	9	13		5	10	20	13	1	9	13	11	
5	310	Adams, Tom	GBR	Maranello SRP Factory Team	DEU	274267 16067	Maranello / TM / VEGA		73	7	20	13	2	9	16			1	5		
6	314	Tabakovic, Ronny	DEU	C.K.R. SRL	ITA	27603 300098	CKR / TM / VEGA	1	60	5	6	4		13	25		4	3			
7	317	Reuters, Dominik	DEU	AP-Racing	DEU	14038 12921	Birel Art / TM / VEGA	1	55	1	10	25	7				6	5	1		
8	332	Roos, Nikolas	ZAF	CRG Holland	NLD	6601 15521 007	CRG / TM / VEGA		55		*		6	8	10	3	10	10	8		
9	346	Andrisani, Gianni	DEU	Mach1 Motorsport - Kartschmie.de	DEU	13762 16686	Mach 1 / TM / VEGA		52	2	5	9	8				4	11	13		
10	327	Kuypers, Siep	NLD	CRG Holland	NLD	52719 15521	CRG / TM / VEGA		50	6	11	11		11	4		3		4		
11	328	Bos, Jeroen	Master NLD	SP Motorsport	NLD	21799 47253	KR / TM / VEGA		45	1	3	8	5	*	2		8	9	9		
12	316	Thomsen, Lukas	DEU	Mach1 Motorsport - Kartschmie.de	DEU	12991 16686	Mach 1 / TM / VEGA		40	3		5	4	10	8				10		
13	335	Felbermayr, Emma	AUT	TB Racing Team	DEU	1K2003 12562	KR / TM / VEGA		31				1	16	11		1	2			
14	319	Gallasin, Celian	FRA	Maranello SRP Factory Team	DEU	263192 16067	Maranello / TM / VEGA		29	3	10	10	3	*	3						
15	322	Jefry, Amer Harris	IMS	CPB Sport	FRA	030708-14-0103 232241-3	Sodikart / TM / VEGA		21	4	7			1	9						
16	306	Mai, Emanuel	DEU	Solgat Motorsport	DEU	16484 KBF1079882	Birel Art / TM / VEGA		15		2			6	7						
17	320	Colella, Luca	DEU	APEX Performance Racing Team	DEU	21369 21544	Maranello / TM / VEGA		15					3			6	6			
18	318	Damhuis, Philipp	DEU	Philipp Damhuis	DEU	16926 16926	KR / TM / VEGA		14		8	6									
19	313	Kacirek, Petr	CZE	DUCK RACING AUTOKLUB v ACR	CZE	23AS0116 23AT00161	MS Kart / TM / VEGA		14					*				7	7		
20	333	Negrutsa, Mark	MDA	BIREL ART RACING KSW	AUT	MDIK230002 BK102	Birel Art / TM / VEGA		12						5		5		2		
21	329	Elkjaer, Anders Amfelt	DNK	Maranello SRP Factory Team	DEU	902 16067	Maranello / TM / VEGA		9		4	3		2							
22	326	Naumann, Christian	Master DEU	C.K.R. SRL	ITA	29431 300098	CKR / TM / VEGA		8					*				8			
23	321	Kapetanidis, Vinzent	DEU	AP-Racing	DEU	17239 12921	Birel Art / TM / VEGA		8					5				3			
24	334	Vladic, Lukas Milos	DEU	Maranello SRP Factory Team	DEU	33833 16067	Maranello / TM / VEGA		7					7							
25	366	Schreyer, Maximilian	DEU	Mach1 Motorsport - Kartschmie.de	DEU	31254 16686	Mach 1 / TM / VEGA		5			1		4							
26	307	Schenck, Maurice	DEU	APEX Performance Racing Team	DEU	10412 21544	Maranello / TM / VEGA		4		1	2		*	1						
27	357	Reiböck, Lukas	AUT	BIREL ART RACING KSW	AUT	JAZ158 BK102	Birel Art / TM / VEGA		2									2			

R 22 DSKC (KZ2) Race 2

Strecke / track: 1190m

started: 35 classified: 35 not classified: 0 not started: 1

fastest Lap Niels TRÖGER at: 1:01,958

Pos	Str. Nr.	Fahrer / Driver	Nation	Bewerber / Sponsor	Nation	Lizenz R-Lizenz	Chassis / Motor / Reifen	Penalty	Points	Runden Laps	Gesamtzeit Differenz	Abstand Gap	beste Runde best Lap	in R. in L.	o Geschw. o Speed
1	309	TRÖGER, Niels	DEU	Maranello SRP Factory Team	DEU	18256 16067	Maranello / TM / VEGA		25	21	21:54,492		1:01,958	8	68,4 km/h 69,1 km/h
2	315	HENSEN, Linus	DEU	Mach1 Motorsport - Kartschmie.de	DEU	10705 16686	Mach 1 / TM / VEGA		20	21	21:57,187 0:02,695	0:02,695	1:02,005	17	68,3 km/h 69,1 km/h
3	330	HOLZEM, Juliano	DEU	CPB Sport	FRA	11246 232241-1	Sodikart / TM / VEGA		16	21	22:04,031 0:09,539	0:06,844	1:02,249	13	67,9 km/h 68,8 km/h
4	346	ANDRISANI, Gianni	DEU	Mach1 Motorsport - Kartschmie.de	DEU	13762 16686	Mach 1 / TM / VEGA		13	21	22:04,712 0:10,220	0:00,681	1:02,165	19	67,9 km/h 68,9 km/h
5	312	RACKL, Thomas	DEU	Maranello SRP Factory Team	DEU	10788 16067	Maranello / TM / VEGA		11	21	22:08,554 0:14,062	0:03,842	1:02,494	8	67,7 km/h 68,6 km/h
6	316	THOMSEN, Lukas	DEU	Mach1 Motorsport - Kartschmie.de	DEU	12991 16686	Mach 1 / TM / VEGA		10	21	22:09,121 0:14,629	0:00,567	1:02,208	13	67,7 km/h 68,9 km/h
7	383	STANGE, Max	ESP	Dörr Motorsport	DEU	ITE-0251-ESF 16982	KR / IAME / VEGA	5 sec.	*	21	22:09,972 0:15,480	0:00,851	1:01,997	14	67,6 km/h 69,1 km/h
8	370	BILLMAN, Simon	SWE	KH Racing Team	SWE	87167 539	Birel Art / Modena / VEGA		*	21	22:11,859 0:17,367	0:01,887	1:02,545	7	67,5 km/h 68,5 km/h
9	328	BOS, Jeroen	NLD	SP Motorsport	NLD	21799 47253	KR / TM / VEGA		9	21	22:12,339 0:17,847	0:00,480	1:02,519	8	67,5 km/h 68,5 km/h
10	351	ALGRE, Ken Oskar	EST	Maranello SRP Factory Team	DEU	23026 16067	Maranello / TM / VEGA		*	21	22:13,407 0:18,915	0:01,068	1:02,185	9	67,5 km/h 68,9 km/h
11	332	ROOS, Nikolas	ZAF	CRG Holland	NLD	6601 15521 007	CRG / TM / VEGA	5 sec.	8	21	22:16,758 0:22,266	0:03,351	1:02,311	12	67,3 km/h 68,8 km/h
12	313	KACIREK, Petr	CZE	DUCK RACING AUTOKLUB v ACR	CZE	23AS011E 23AT00161	MS Kart / TM / VEGA		7	21	22:20,840 0:26,348	0:04,082	1:02,882	10	67,1 km/h 68,1 km/h
13	320	COLELLA, Luca	DEU	APEX Performance Racing Team	DEU	21369 21544	Maranello / TM / VEGA		6	21	22:22,848 0:28,356	0:02,008	1:02,875	9	67 km/h 68,1 km/h
14	376	ERNST, Marcel	DEU	Marcel Ernst	DEU	34772 34772	Lenzokart / TM / VEGA	5 sec.	*	21	22:23,152 0:28,660	0:00,304	1:02,689	8	67 km/h 68,3 km/h
15	310	ADAMS, Tom	GBR	Maranello SRP Factory Team	DEU	274267 16067	Maranello / TM / VEGA		5	21	22:23,422 0:28,930	0:00,270	1:02,152	19	67 km/h 68,9 km/h
16	353	ROTHSCHOPF, Alexander	AUT	BIREL ART RACING KSW	AUT	JK2188 BK102	Birel Art / TM / VEGA		*	21	22:23,752 0:29,260	0:00,330	1:02,998	10	66,9 km/h 68 km/h
17	327	KUYPERS, Siep	NLD	CRG Holland	NLD	52719 15521	CRG / TM / VEGA		4	21	22:24,093 0:29,601	0:00,341	1:02,536	6	66,9 km/h 68,5 km/h
18	314	TABAKOVIC, Ronny	DEU	C.K.R. SRL	ITA	27603 300098	CKR / TM / VEGA		3	21	22:27,401 0:32,909	0:03,308	1:02,798	20	66,8 km/h 68,2 km/h
19	333	NEGRUTSA, Mark	MDA	BIREL ART RACING KSW	AUT	MDIKZ30002 BK102	Birel Art / TM / VEGA		2	21	22:27,602 0:33,110	0:00,201	1:01,989	13	66,8 km/h 69,1 km/h
20	317	REUTERS, Dominik	DEU	AP-Racing	DEU	14038 12921	Birel Art / TM / VEGA	5 sec.	1	21	22:32,132 0:37,640	0:04,530	1:02,751	8	66,5 km/h 68,3 km/h
21	389	JAHNSMÜLLER, Robert	DEU	Team NKS	DEU	11924 29153	DR // VEGA		*	21	22:33,133 0:38,641	0:01,001	1:03,374	15	66,5 km/h 67,6 km/h
22	380	TILLET, Archie	GBR	Maranello SRP Factory Team	DEU	214662 16067	Maranello / TM / VEGA	5 sec.	*	21	22:35,005 0:40,513	0:01,872	1:02,890	13	66,4 km/h 68,1 km/h
23	352	LAUER, Mario	DEU	APEX Performance Racing Team	DEU	25003 21544	Maranello / TM / VEGA	5 sec.	*	21	22:35,933 0:41,441	0:00,928	1:02,669	10	66,3 km/h 68,4 km/h
24	391	SCHMARR, Jürgen	AUT	BIREL ART RACING KSW	AUT	JK 2019 / JA117E BK 102	Birel Art / TM / VEGA		*	21	22:40,761 0:46,269	0:04,828	1:03,153	10	66,1 km/h 67,8 km/h
25	321	KAPETANIDIS, Vinzent	DEU	AP-Racing	DEU	17239 12921	Birel Art / TM / VEGA		0	21	22:41,254 0:46,762	0:00,493	1:03,288	13	66,1 km/h 67,7 km/h
26	385	KROZSER, Menyhart	HUN	Dörr Motorsport	DEU	6353 16982	KR / IAME / VEGA	5 sec.	*	21	22:43,649 0:49,157	0:02,395	1:03,167	8	66 km/h 67,8 km/h
27	306	MAI, Emanuel	DEU	Solgar Motorsport	DEU	16484 KBF1079882	Birel Art / TM / VEGA	5 sec.	0	21	22:47,201 0:52,709	0:03,552	1:02,354	15	65,8 km/h 68,7 km/h
28	326	NAUMANN, Christian	DEU	C.K.R. SRL	ITA	29431 300098	CKR / TM / VEGA	5 sec.	0	21	22:52,833 0:58,341	0:05,632	1:03,567	15	65,5 km/h 67,4 km/h
29	387	VANZAN, Bruno	ITA	Bruno Vanzan	ITA	489753 489753	EKS / TM / VEGA		*	17	18:40,702 DNF	QualiP:32	1:04,492	13	65 km/h 66,4 km/h
30	322	JEFRY, Amer Harris	MYS	CPB Sport	FRA	030708-14-010: 232241-3	Sodikart / TM / VEGA		0	11	12:26,059 DNF	QualiP:29	1:04,256	9	63,2 km/h 66,7 km/h
31	377	WALTER, Luca	DEU	Luca Walther	DEU	14151 14151	Alpha / TM / VEGA		*	10	11:19,683 DNF	QualiP:8	1:02,794	7	63 km/h 68,2 km/h
32	357	REIBÖCK, Lukas	AUT	BIREL ART RACING KSW	AUT	JA2158 BK102	Birel Art / TM / VEGA		0	9	9:45,567 DNF	QualiP:30	1:02,540	6	63 km/h 68,5 km/h
33	335	FELBERMAYR, Emma	AUT	TB Racing Team	DEU	JK2003 12562	KR / TM / VEGA		0	7	7:44,514 DNF	QualiP:20	1:04,827	4	64,6 km/h 66,1 km/h
34	384	BREITENBACH, Florian	DEU	Nees Racing	DEU	16880 17863	Maranello / TM / VEGA		*	7	8:02,414 DNF	QualiP:35	1:04,404	6	62,2 km/h 66,5 km/h
35	382	FEDERER, Jannick	ITA	Maranello SRP Factory Team	DEU	504448 16067	Maranello / TM / VEGA		*	2	2:18,632 DNF	QualiP:22	1:05,886	2	61,8 km/h 65 km/h
the following drivers did not start.															
DNS	319	GALLASIN, Celian	FRA	Maranello SRP Factory Team	DEU	263192 16067	Maranello / TM / VEGA				DNS		QualiP:31		

StNr. 332,383,376,317,380,352,306,326,385 5 sec. penalty Frontfiring

Rennleitung: Uwe Fuchs / Markus Peske Racedirektor: Horst Seidel
Sportkommissare: Nikolas Spaderna / Ulrich Bell / Gerhard Verlaan
Techn. Kommissare: H.-J. Dangers / M. Ambrosius / D. Pietzko / C. Schmidt / G. Mitscherling
Zeitnahme: KART-DATA timing service Franz Schieszler / Manuela Hintner

Zeitnahme / timekeeping

Control
Schieszler
Franz Schieszler

freigegeben: 14:25:31



R 22 DSKC (KZ2) Race 2

Fahrername Driver	Träger	Hensen Linus	Holzern Juliano	Andrisani Gianni	Stange Max	Rackl Thomas	Thomsen Lukas	Roos Nikolas	Billman Simon	Bos Jeroen	Algre Ken Oskar	Ernst Marcel
schnellste Runde in Runde	1:01,958 Rn. 8	1:02,005 Rn. 17	1:02,249 Rn. 13	1:02,165 Rn. 19	1:01,997 Rn. 14	1:02,494 Rn. 8	1:02,208 Rn. 13	1:02,311 Rn. 12	1:02,545 Rn. 7	1:02,519 Rn. 8	1:02,185 Rn. 9	1:02,689 Rn. 8
Speed	69,1 km/h	69,1 km/h	68,8 km/h	68,9 km/h	69,1 km/h	68,6 km/h	68,9 km/h	68,8 km/h	68,5 km/h	68,5 km/h	68,9 km/h	68,3 km/h
Lap 1	1:04,614	1:04,537	1:06,358	1:05,293	1:06,401	1:04,585	1:07,350	1:06,882	1:06,428	1:06,545	1:07,336	1:08,229
Lap 2	1:02,971	1:03,098	1:02,493	1:02,428	1:02,830	1:02,733	1:05,057	1:03,984	1:04,348	1:03,574	1:04,950	1:04,812
Lap 3	1:03,005	1:03,419	1:02,666	1:02,801	1:03,045	1:03,410	1:03,503	1:03,641	1:03,607	1:02,654	1:04,097	1:03,253
Lap 4	1:02,012	1:02,867	1:03,153	1:02,981	1:02,993	1:03,471	1:02,669	1:03,430	1:04,192	1:03,038	1:03,115	1:03,998
Lap 5	1:02,170	1:02,412	1:02,428	1:02,563	1:02,015	1:02,507	1:03,156	1:02,451	1:03,182	1:02,812	1:02,917	1:04,032
Lap 6	1:02,160	1:02,661	1:03,520	1:02,546	1:03,050	1:04,047	1:02,521	1:02,857	1:03,137	1:03,161	1:02,794	1:03,062
Lap 7	1:02,220	1:02,414	1:02,459	1:02,850	1:02,445	1:02,670	1:02,667	1:02,564	1:02,545	1:02,731	1:02,719	1:02,993
Lap 8	1:01,958	1:02,148	1:02,284	1:03,030	1:02,681	1:02,494	1:02,422	1:02,557	1:02,994	1:02,519	1:03,191	1:02,689
Lap 9	1:02,417	1:02,522	1:03,015	1:02,972	1:02,990	1:03,078	1:02,450	1:02,908	1:02,550	1:02,863	1:02,185	1:02,726
Lap 10	1:02,188	1:02,433	1:02,514	1:03,245	1:03,046	1:03,658	1:02,295	1:03,280	1:03,128	1:02,876	1:02,747	1:03,231
Lap 11	1:02,225	1:02,457	1:02,303	1:03,427	1:02,278	1:02,776	1:02,348	1:02,352	1:03,197	1:02,626	1:02,949	1:03,017
Lap 12	1:02,288	1:02,170	1:02,738	1:03,662	1:03,755	1:03,259	1:02,583	1:02,311	1:02,690	1:03,036	1:02,704	1:03,196
Lap 13	1:02,184	1:02,122	1:02,249	1:03,113	1:02,646	1:03,030	1:02,208	1:02,672	1:02,880	1:02,849	1:02,534	1:02,818
Lap 14	1:02,407	1:02,406	1:02,567	1:02,621	1:01,997	1:03,163	1:02,790	1:02,595	1:03,025	1:03,074	1:02,762	1:03,043
Lap 15	1:02,366	1:02,148	1:02,485	1:02,452	1:02,408	1:02,799	1:02,903	1:03,698	1:02,880	1:03,376	1:03,180	1:03,036
Lap 16	1:02,303	1:02,290	1:02,548	1:02,817	1:02,125	1:02,774	1:02,438	1:03,255	1:02,803	1:02,816	1:02,454	1:02,989
Lap 17	1:02,524	1:02,005	1:02,485	1:02,410	1:02,341	1:02,868	1:03,781	1:03,345	1:02,877	1:04,720	1:03,187	1:02,899
Lap 18	1:02,391	1:02,073	1:02,888	1:02,279	1:02,180	1:03,064	1:02,472	1:03,103	1:02,638	1:02,990	1:02,897	1:02,981
Lap 19	1:02,343	1:02,731	1:03,129	1:02,165	1:02,304	1:02,881	1:02,712	1:02,748	1:02,751	1:03,284	1:03,205	1:02,894
Lap 20	1:02,238	1:02,731	1:03,441	1:02,635	1:03,187	1:02,930	1:02,620	1:03,512	1:02,791	1:02,801	1:02,509	1:03,026
Lap 21	1:02,582	1:02,724	1:03,117	1:02,850	1:04,125	1:03,046	1:02,486	1:03,399	1:03,275	1:03,859	1:03,323	1:02,828

R 22 DSKC (KZ2) Race 2

Fahrername Driver	Kacirek Petr	Colella Luca	Adams Tom	Rothschopf Alexander	Kuypers Sjep	Reuters Dominik	Tabakovic Ronny	Negrutsa Mark	Tillett Archie	Lauer Mario	Jahnsmüller Robert	Krozser Menyhert
schnellste Runde in Runde	1:02,882 Rn. 10	1:02,875 Rn. 9	1:02,152 Rn. 19	1:02,998 Rn. 10	1:02,536 Rn. 6	1:02,751 Rn. 8	1:02,798 Rn. 20	1:01,989 Rn. 13	1:02,890 Rn. 13	1:02,669 Rn. 10	1:03,374 Rn. 15	1:03,167 Rn. 8
Speed	68,1 km/h	68,1 km/h	68,9 km/h	68,0 km/h	68,5 km/h	68,3 km/h	68,2 km/h	69,1 km/h	68,1 km/h	68,4 km/h	67,6 km/h	67,8 km/h
Lap 1	1:07,050	1:07,281	1:08,500	1:07,675	1:09,673	1:08,313	1:07,880	1:08,199	1:08,283	1:09,187	1:06,877	1:09,723
Lap 2	1:04,487	1:04,690	1:07,609	1:04,588	1:05,979	1:05,994	1:08,281	1:06,013	1:05,462	1:11,452	1:05,024	1:05,720
Lap 3	1:03,015	1:03,641	1:04,989	1:05,011	1:04,514	1:04,736	1:05,463	1:04,775	1:04,553	1:03,338	1:05,002	1:05,128
Lap 4	1:03,591	1:03,354	1:05,124	1:04,603	1:04,804	1:05,054	1:05,236	1:04,079	1:05,269	1:03,768	1:04,586	1:04,786
Lap 5	1:03,541	1:03,801	1:04,633	1:03,798	1:03,276	1:03,012	1:03,824	1:02,982	1:05,014	1:03,587	1:04,523	1:03,964
Lap 6	1:03,985	1:04,031	1:03,832	1:03,041	1:02,536	1:03,373	1:03,724	1:03,581	1:04,665	1:04,587	1:03,853	1:04,072
Lap 7	1:03,124	1:03,078	1:03,869	1:03,332	1:03,203	1:03,024	1:03,338	1:02,922	1:04,856	1:04,437	1:03,547	1:03,452
Lap 8	1:04,171	1:03,646	1:03,074	1:03,537	1:03,304	1:02,751	1:03,359	1:04,077	1:03,442	1:04,372	1:03,768	1:03,167
Lap 9	1:02,901	1:02,875	1:03,397	1:03,077	1:03,047	1:03,501	1:03,040	1:03,544	1:03,777	1:03,477	1:03,636	1:04,237
Lap 10	1:02,882	1:04,067	1:03,464	1:02,998	1:03,929	1:03,090	1:02,813	1:03,333	1:03,148	1:02,669	1:04,711	1:07,638
Lap 11	1:03,583	1:03,498	1:02,353	1:03,046	1:03,054	1:03,231	1:02,890	1:02,265	1:03,002	1:03,349	1:03,724	1:04,404
Lap 12	1:03,035	1:03,787	1:02,606	1:03,458	1:02,546	1:03,760	1:03,087	1:03,182	1:02,974	1:03,111	1:03,396	1:03,631
Lap 13	1:03,014	1:03,038	1:03,049	1:03,207	1:03,425	1:03,727	1:03,356	1:01,989	1:02,890	1:03,136	1:03,766	1:03,846
Lap 14	1:03,169	1:03,341	1:02,987	1:04,002	1:03,023	1:03,275	1:03,634	1:02,874	1:03,230	1:02,946	1:03,396	1:03,543
Lap 15	1:03,357	1:03,181	1:02,482	1:03,023	1:03,337	1:04,305	1:03,277	1:02,384	1:03,702	1:02,825	1:03,374	1:04,113
Lap 16	1:03,512	1:03,899	1:02,582	1:03,364	1:02,824	1:03,343	1:03,230	1:12,627	1:03,167	1:03,037	1:04,552	1:03,304
Lap 17	1:03,722	1:03,675	1:02,963	1:03,508	1:02,639	1:04,134	1:03,045	1:02,699	1:03,482	1:03,094	1:03,630	1:03,864
Lap 18	1:03,530	1:03,129	1:02,519	1:03,498	1:03,005	1:03,113	1:03,252	1:02,714	1:03,333	1:03,150	1:03,641	1:03,347
Lap 19	1:04,076	1:03,281	1:02,152	1:03,269	1:03,442	1:03,621	1:03,163	1:02,785	1:03,288	1:03,655	1:05,217	1:03,505
Lap 20	1:03,139	1:03,181	1:02,837	1:03,378	1:03,531	1:03,325	1:02,798	1:02,447	1:02,914	1:02,794	1:04,500	1:03,563
Lap 21	1:03,293	1:03,618	1:02,976	1:03,746	1:03,150	1:03,564	1:03,209	1:02,517	1:03,113	1:03,137	1:03,934	1:03,778

R 22 DSKC (KZ2) Race 2

Fahrername Driver	Schmarl Jürgen	Kapetanidis Vinzent	Mai Emanuel	Naumann Christian	Vanzan Bruno	Jeffry Amer Harris	Walter Luca	Reiböck Lukas	Felbermayr Emma	Breitenbach Florian	Federer Jannick
schnellste Runde in Runde	1:03,153 Rn. 10	1:03,288 Rn. 13	1:02,354 Rn. 15	1:03,567 Rn. 15	1:04,492 Rn. 13	1:04,256 Rn. 9	1:02,794 Rn. 7	1:02,540 Rn. 6	1:04,827 Rn. 4	1:04,404 Rn. 6	1:05,886 Rn. 2
Speed	67,8 km/h	67,7 km/h	68,7 km/h	67,4 km/h	66,4 km/h	66,7 km/h	68,2 km/h	68,5 km/h	66,1 km/h	66,5 km/h	65,0 km/h
Lap 1	1:09,850	1:10,570	1:08,064	1:07,694	1:10,147	1:09,704	1:06,136	1:08,093	1:07,493	1:08,720	1:07,427
Lap 2	1:05,860	1:09,473	1:05,813	1:06,816	1:07,076	1:26,489	1:02,952	1:06,200	1:05,654	1:05,987	1:05,886
Lap 3	1:04,615	1:03,858	1:05,188	1:05,182	1:05,959	1:04,843	1:03,116	1:04,664	1:05,577	1:05,254	
Lap 4	1:05,557	1:03,605	1:05,539	1:05,092	1:05,089	1:04,748	1:03,501	1:04,555	1:04,827	1:04,738	
Lap 5	1:05,082	1:05,005	1:05,176	1:05,727	1:04,790	1:04,479	1:03,305	1:03,871	1:05,749	1:04,923	
Lap 6	1:04,455	1:04,199	1:03,641	1:05,363	1:04,646	1:04,701	1:03,488	1:02,540	1:04,854	1:04,404	
Lap 7	1:04,679	1:04,556	1:04,436	1:05,387	1:05,335	1:04,455	1:02,794	1:02,820	1:05,181	1:21,191	
Lap 8	1:04,775	1:05,064	1:20,560	1:06,735	1:05,063	1:04,502	1:03,120	1:03,644			
Lap 9	1:04,915	1:04,166	1:02,941	1:03,703	1:05,355	1:04,256	1:03,189	1:03,209			
Lap 10	1:03,153	1:03,890	1:03,357	1:04,317	1:04,843	1:04,298	1:44,174				
Lap 11	1:03,878	1:03,914	1:02,806	1:03,644	1:05,216	1:07,246					
Lap 12	1:03,725	1:03,798	1:02,931	1:03,723	1:05,011						
Lap 13	1:03,395	1:03,288	1:03,077	1:04,068	1:04,492						
Lap 14	1:03,553	1:03,988	1:03,104	1:04,268	1:05,274						
Lap 15	1:05,153	1:04,066	1:02,354	1:03,567	1:05,220						
Lap 16	1:03,630	1:04,121	1:02,551	1:04,334	1:04,936						
Lap 17	1:03,993	1:03,578	1:02,823	1:04,175	1:06,003						
Lap 18	1:03,999	1:03,867	1:02,900	1:04,560							
Lap 19	1:03,380	1:03,473	1:02,474	1:04,934							
Lap 20	1:03,847	1:03,630	1:02,507	1:04,474							
Lap 21	1:04,175	1:03,899	1:02,726	1:05,626							

R 22 DSKC (KZ2) Race 2

Ziel		Sektion 1		Sektion 2		Sektion 3	
Fahrername	Zeit	Fahrername	Zeit	Fahrername	Zeit	Fahrername	Zeit
1 309 Tröger,Niels	1:01,958	316 Thomsen,Lukas	0:22,044	309 Tröger,Niels	0:21,146	330 Holzem,Juliano	0:18,163
2 333 Negrutsa,Mark	1:01,989	315 Hensen,Linus	0:22,150	383 Stange,Max	0:21,269	352 Lauer,Mario	0:18,205
3 383 Stange,Max	1:01,997	327 Kuypers,Siep	0:22,220	315 Hensen,Linus	0:21,316	346 Andrisani,Gianni	0:18,219
4 315 Hensen,Linus	1:02,005	333 Negrutsa,Mark	0:22,237	316 Thomsen,Lukas	0:21,341	315 Hensen,Linus	0:18,228
5 310 Adams,Tom	1:02,152	310 Adams,Tom	0:22,242	310 Adams,Tom	0:21,400	351 Algre,Ken Oskar	0:18,238
6 346 Andrisani,Gianni	1:02,165	346 Andrisani,Gianni	0:22,259	330 Holzem,Juliano	0:21,403	333 Negrutsa,Mark	0:18,242
7 351 Algre,Ken Oskar	1:02,185	309 Tröger,Niels	0:22,262	328 Bos,Jeroen	0:21,415	383 Stange,Max	0:18,264
8 316 Thomsen,Lukas	1:02,208	330 Holzem,Juliano	0:22,267	332 Roos,Nikolas	0:21,428	327 Kuypers,Siep	0:18,265
9 330 Holzem,Juliano	1:02,249	383 Stange,Max	0:22,280	346 Andrisani,Gianni	0:21,451	309 Tröger,Niels	0:18,279
10 332 Roos,Nikolas	1:02,311	376 Ernst,Marcel	0:22,280	313 Kacirek,Petr	0:21,463	370 Billman,Simon	0:18,280
11 306 Mai,Emanuel	1:02,354	306 Mai,Emanuel	0:22,308	306 Mai,Emanuel	0:21,470	332 Roos,Nikolas	0:18,284
12 312 Rackl,Thomas	1:02,494	351 Algre,Ken Oskar	0:22,347	333 Negrutsa,Mark	0:21,510	320 Colella,Luca	0:18,308
13 328 Bos,Jeroen	1:02,519	357 Reiböck,Lukas	0:22,347	312 Rackl,Thomas	0:21,535	312 Rackl,Thomas	0:18,310
14 327 Kuypers,Siep	1:02,536	332 Roos,Nikolas	0:22,357	351 Algre,Ken Oskar	0:21,541	385 Krozser,Menyhert	0:18,333
15 357 Reiböck,Lukas	1:02,540	328 Bos,Jeroen	0:22,399	317 Reuters,Dominik	0:21,567	316 Thomsen,Lukas	0:18,347
16 370 Billman,Simon	1:02,545	314 Tabakovic,Ronny	0:22,414	370 Billman,Simon	0:21,580	357 Reiböck,Lukas	0:18,365
17 352 Lauer,Mario	1:02,669	312 Rackl,Thomas	0:22,431	377 Walter,Luca	0:21,590	306 Mai,Emanuel	0:18,384
18 376 Ernst,Marcel	1:02,689	385 Krozser,Menyhert	0:22,463	376 Ernst,Marcel	0:21,619	391 Schmarl,Jürgen	0:18,386
19 317 Reuters,Dominik	1:02,751	370 Billman,Simon	0:22,475	380 Tillett,Archie	0:21,653	328 Bos,Jeroen	0:18,388
20 377 Walter,Luca	1:02,794	391 Schmarl,Jürgen	0:22,481	389 Jahns Müller,Robert	0:21,705	353 Rothschofpf,Alexander	0:18,411
21 314 Tabakovic,Ronny	1:02,798	352 Lauer,Mario	0:22,508	326 Naumann,Christian	0:21,706	310 Adams,Tom	0:18,415
22 320 Colella,Luca	1:02,875	313 Kacirek,Petr	0:22,526	357 Reiböck,Lukas	0:21,720	380 Tillett,Archie	0:18,415
23 313 Kacirek,Petr	1:02,882	320 Colella,Luca	0:22,531	327 Kuypers,Siep	0:21,727	317 Reuters,Dominik	0:18,418
24 380 Tillett,Archie	1:02,890	353 Rothschofpf,Alexander	0:22,539	314 Tabakovic,Ronny	0:21,733	377 Walter,Luca	0:18,439
25 353 Rothschofpf,Alexander	1:02,998	377 Walter,Luca	0:22,614	391 Schmarl,Jürgen	0:21,743	314 Tabakovic,Ronny	0:18,442
26 391 Schmarl,Jürgen	1:03,153	317 Reuters,Dominik	0:22,617	353 Rothschofpf,Alexander	0:21,759	376 Ernst,Marcel	0:18,474
27 385 Krozser,Menyhert	1:03,167	380 Tillett,Archie	0:22,679	321 Kapetanidis,Vinzent	0:21,767	321 Kapetanidis,Vinzent	0:18,572
28 321 Kapetanidis,Vinzent	1:03,288	389 Jahns Müller,Robert	0:22,711	352 Lauer,Mario	0:21,775	384 Breitenbach,Florian	0:18,630
29 389 Jahns Müller,Robert	1:03,374	322 Jefry,Amer Harris	0:22,764	320 Colella,Luca	0:21,783	313 Kacirek,Petr	0:18,648
30 326 Naumann,Christian	1:03,567	321 Kapetanidis,Vinzent	0:22,825	385 Krozser,Menyhert	0:21,943	389 Jahns Müller,Robert	0:18,662
31 322 Jefry,Amer Harris	1:04,256	326 Naumann,Christian	0:22,841	387 Vanzan,Bruno	0:22,130	322 Jefry,Amer Harris	0:18,666
32 384 Breitenbach,Florian	1:04,404	335 Felbermayr,Emma	0:22,968	322 Jefry,Amer Harris	0:22,222	326 Naumann,Christian	0:18,715
33 387 Vanzan,Bruno	1:04,492	384 Breitenbach,Florian	0:23,011	384 Breitenbach,Florian	0:22,267	387 Vanzan,Bruno	0:18,722
34 335 Felbermayr,Emma	1:04,827	387 Vanzan,Bruno	0:23,097	335 Felbermayr,Emma	0:22,616	335 Felbermayr,Emma	0:18,985
35 382 Federer,Jannick	1:05,886	382 Federer,Jannick	0:23,649	382 Federer,Jannick	0:23,198	382 Federer,Jannick	0:19,039

R 22 DSKC (KZ2) Race 2

Die schnellsten Zeiten

Ort	Nr. Fahrername	Streckentl.	Ø Speed
Ziel	309 Tröger,Niels	1190 m	69.1 km/h
Sektion 1	316 Thomsen,Lukas	452 m	73.8 km/h
Sektion 2	309 Tröger,Niels	368 m	62.7 km/h
Sektion 3	330 Holzem,Juliano	370 m	73.3 km/h

	Smr.309 Tröger,Niels DEU Maranello SRP Factory Team			Smr.315 Hensen,Linus DEU Mach1 Motorsport - Kartschmie.de			Smr.330 Holzem,Juliano DEU CPB Sport			Smr.346 Andrisani,Gianni DEU Mach1 Motorsport - Kartschmie.de			Smr.383 Stange,Max ESP Dörr Motorsport							
	theoretisch mögliche Bestzeit	Sektion 1	Sektion 2	Sektion 3	theoretisch mögliche Bestzeit	Sektion 1	Sektion 2	Sektion 3	theoretisch mögliche Bestzeit	Sektion 1	Sektion 2	Sektion 3	theoretisch mögliche Bestzeit	Sektion 1	Sektion 2	Sektion 3				
best	1:01,958	0:22,262	0:21,146	0:18,279	1:02,005	0:22,150	0:21,316	0:18,228	1:02,249	0:22,267	0:21,403	0:18,163	1:02,165	0:22,259	0:21,451	0:18,219	1:01,997	0:22,280	0:21,269	0:18,264
Runde 1	1:04,614	0:24,414	0:21,742	0:18,458	1:04,537	0:24,204	0:21,804	0:18,529	1:06,358	0:24,914	0:22,807	0:18,637	1:05,293	0:24,603	0:22,146	0:18,544	1:06,401	0:24,592	0:22,809	0:19,000
Runde 2	1:02,971	0:22,452	0:21,779	0:18,740	1:03,098	0:22,430	0:21,819	0:18,849	1:02,493	0:22,623	0:21,531	0:18,339	1:02,428	0:22,416	0:21,451	0:18,561	1:02,830	0:22,763	0:21,662	0:18,405
Runde 3	1:03,005	0:22,721	0:21,760	0:18,524	1:03,419	0:22,453	0:22,049	0:18,917	1:02,666	0:22,581	0:21,524	0:18,561	1:02,801	0:22,746	0:21,515	0:18,540	1:03,045	0:22,726	0:21,881	0:18,438
Runde 4	1:02,012	0:22,268	0:21,357	0:18,387	1:02,867	0:22,511	0:21,646	0:18,710	1:03,153	0:23,079	0:21,546	0:18,528	1:02,981	0:22,862	0:21,567	0:18,552	1:02,993	0:22,778	0:21,735	0:18,480
Runde 5	1:02,170	0:22,315	0:21,245	0:18,610	1:02,412	0:22,562	0:21,468	0:18,382	1:02,428	0:22,642	0:21,456	0:18,330	1:02,563	0:22,515	0:21,585	0:18,463	1:02,015	0:22,373	0:21,269	0:18,373
Runde 6	1:02,160	0:22,262	0:21,340	0:18,558	1:02,661	0:22,589	0:21,534	0:18,538	1:03,520	0:22,789	0:22,258	0:18,473	1:02,546	0:22,608	0:21,495	0:18,443	1:03,050	0:22,539	0:22,062	0:18,449
Runde 7	1:02,220	0:22,340	0:21,313	0:18,567	1:02,414	0:22,536	0:21,481	0:18,397	1:02,459	0:22,445	0:21,511	0:18,503	1:02,850	0:22,665	0:21,607	0:18,578	1:02,445	0:22,524	0:21,436	0:18,485
Runde 8	1:01,958	0:22,448	0:21,231	0:18,279	1:02,148	0:22,549	0:21,316	0:18,283	1:02,284	0:22,335	0:21,606	0:18,343	1:03,030	0:22,769	0:21,560	0:18,701	1:02,681	0:22,698	0:21,549	0:18,434
Runde 9	1:02,417	0:22,570	0:21,280	0:18,567	1:02,522	0:22,557	0:21,537	0:18,428	1:03,015	0:22,842	0:21,595	0:18,578	1:02,972	0:22,681	0:21,746	0:18,545	1:02,990	0:22,616	0:21,751	0:18,623
Runde 10	1:02,188	0:22,553	0:21,146	0:18,489	1:02,433	0:22,470	0:21,661	0:18,302	1:02,514	0:22,309	0:21,535	0:18,670	1:02,245	0:22,440	0:21,645	0:19,160	1:03,046	0:22,704	0:21,922	0:18,420
Runde 11	1:02,225	0:22,536	0:21,155	0:18,534	1:02,457	0:22,472	0:21,566	0:18,419	1:02,303	0:22,380	0:21,530	0:18,393	1:03,427	0:22,859	0:21,849	0:18,719	1:02,278	0:22,501	0:21,377	0:18,400
Runde 12	1:02,288	0:22,421	0:21,354	0:18,513	1:02,170	0:22,487	0:21,425	0:18,258	1:02,738	0:22,411	0:21,672	0:18,655	1:03,662	0:22,917	0:22,187	0:18,558	1:03,755	0:22,768	0:22,596	0:18,391
Runde 13	1:02,184	0:22,404	0:21,347	0:18,433	1:02,122	0:22,361	0:21,533	0:18,228	1:02,249	0:22,267	0:21,403	0:18,579	1:03,113	0:22,637	0:21,498	0:18,978	1:02,646	0:22,738	0:21,355	0:18,553
Runde 14	1:02,407	0:22,583	0:21,310	0:18,514	1:02,406	0:22,525	0:21,576	0:18,305	1:02,567	0:22,458	0:21,511	0:18,598	1:02,621	0:22,711	0:21,560	0:18,350	1:01,997	0:22,387	0:21,321	0:18,289
Runde 15	1:02,366	0:22,502	0:21,365	0:18,499	1:02,148	0:22,354	0:21,454	0:18,340	1:02,485	0:22,423	0:21,516	0:18,512	1:02,452	0:22,481	0:21,737	0:18,234	1:02,408	0:22,561	0:21,458	0:18,389
Runde 16	1:02,303	0:22,535	0:21,228	0:18,540	1:02,290	0:22,479	0:21,442	0:18,369	1:02,548	0:22,479	0:21,516	0:18,553	1:02,817	0:22,624	0:21,667	0:18,526	1:02,125	0:22,393	0:21,435	0:18,297
Runde 17	1:02,524	0:22,736	0:21,316	0:18,472	1:02,005	0:22,301	0:21,381	0:18,323	1:02,485	0:22,310	0:21,545	0:18,630	1:02,410	0:22,356	0:21,707	0:18,347	1:02,341	0:22,443	0:21,531	0:18,367
Runde 18	1:02,391	0:22,496	0:21,325	0:18,570	1:02,073	0:22,150	0:21,535	0:18,388	1:02,888	0:22,585	0:21,686	0:18,617	1:02,279	0:22,259	0:21,744	0:18,276	1:02,180	0:22,400	0:21,516	0:18,264
Runde 19	1:02,343	0:22,508	0:21,314	0:18,521	1:02,731	0:22,668	0:21,514	0:18,549	1:03,129	0:22,701	0:21,633	0:18,795	1:02,165	0:22,262	0:21,591	0:18,312	1:02,304	0:22,280	0:21,407	0:18,617
Runde 20	1:02,238	0:22,452	0:21,334	0:18,452	1:02,731	0:22,482	0:21,749	0:18,500	1:03,441	0:23,322	0:21,956	0:18,163	1:02,635	0:22,654	0:21,762	0:18,219	1:03,187	0:22,873	0:21,788	0:18,526
Runde 21	1:02,582	0:22,593	0:21,427	0:18,562	1:02,724	0:22,655	0:21,519	0:18,550	1:03,117	0:22,450	0:22,266	0:18,401	1:02,850	0:22,404	0:21,955	0:18,491	1:04,125	0:22,396	0:22,418	0:19,311

R 22 DSKC (KZ2) Race 2

Die schnellsten Zeiten

Ort	Nr. Fahrername	Streckentl.	Ø Speed
Ziel	309 Träger,Niels	1190 m	69.1 km/h
Sektion 1	316 Thomsen,Lukas	452 m	73.8 km/h
Sektion 2	309 Träger,Niels	368 m	62.7 km/h
Sektion 3	330 Holzem,Juliano	370 m	73.3 km/h

	Snr.312 Rackl,Thomas DEU		Snr.316 Thomsen,Lukas DEU		Snr.332 Roos,Nikolas ZAF		Snr.370 Billman,Simon SWE		Snr.328 Bos,Jeroen NLD							
	Maranello SRP Factory Team theoretisch mögliche Bestzeit 1:02,276	Mach1 Motorsport - Kartschmie.de theoretisch mögliche Bestzeit 1:01,732	CRG Holland theoretisch mögliche Bestzeit 1:02,069	KH Racing Team theoretisch mögliche Bestzeit 1:02,335	SP Motorsport theoretisch mögliche Bestzeit 1:02,202	Ziel	Sektion 1	Sektion 2	Sektion 3	Ziel	Sektion 1	Sektion 2	Sektion 3			
best	1:02,494	0:22,431	0:21,535	0:18,310	1:02,208	0:22,044	0:21,341	0:18,347	1:02,311	0:22,357	0:21,428	0:18,284	1:02,519	0:22,399	0:21,415	0:18,388
Runde 1	1:04,585	0:24,279	0:21,914	0:18,392	1:07,350	0:24,864	0:23,186	0:19,300	1:06,882	0:24,754	0:22,672	0:19,456	1:06,545	0:24,386	0:23,102	0:19,057
Runde 2	1:02,733	0:22,477	0:21,664	0:18,592	1:05,057	0:23,523	0:22,899	0:18,635	1:03,984	0:23,172	0:22,178	0:18,634	1:03,574	0:23,064	0:21,834	0:18,676
Runde 3	1:03,410	0:22,864	0:21,717	0:18,829	1:03,503	0:22,641	0:21,881	0:18,981	1:03,641	0:22,861	0:22,004	0:18,776	1:02,654	0:22,438	0:21,598	0:18,618
Runde 4	1:03,471	0:23,328	0:21,553	0:18,590	1:02,669	0:22,483	0:21,592	0:18,594	1:03,430	0:22,804	0:21,940	0:18,686	1:03,038	0:22,671	0:21,887	0:18,480
Runde 5	1:02,507	0:22,557	0:21,535	0:18,415	1:03,156	0:22,603	0:22,206	0:18,347	1:02,451	0:22,547	0:21,428	0:18,476	1:02,812	0:22,675	0:21,557	0:18,580
Runde 6	1:04,047	0:22,636	0:22,928	0:18,483	1:02,521	0:22,547	0:21,341	0:18,633	1:02,857	0:22,707	0:21,688	0:18,462	1:03,161	0:22,764	0:21,836	0:18,561
Runde 7	1:02,670	0:22,436	0:21,717	0:18,517	1:02,667	0:22,446	0:21,676	0:18,545	1:02,564	0:22,569	0:21,568	0:18,427	1:02,731	0:22,578	0:21,620	0:18,533
Runde 8	1:02,494	0:22,431	0:21,753	0:18,310	1:02,422	0:22,252	0:21,501	0:18,669	1:02,557	0:22,436	0:21,562	0:18,559	1:02,519	0:22,435	0:21,415	0:18,669
Runde 9	1:03,078	0:22,568	0:21,950	0:18,560	1:02,450	0:22,472	0:21,464	0:18,514	1:02,908	0:22,733	0:21,703	0:18,472	1:02,863	0:22,399	0:21,697	0:18,767
Runde 10	1:03,658	0:22,332	0:22,132	0:18,994	1:02,295	0:22,374	0:21,478	0:18,443	1:03,280	0:23,271	0:21,535	0:18,474	1:02,876	0:22,459	0:21,709	0:18,708
Runde 11	1:02,776	0:22,467	0:21,750	0:18,559	1:02,348	0:22,537	0:21,423	0:18,388	1:02,352	0:22,382	0:21,539	0:18,431	1:02,626	0:22,421	0:21,641	0:18,564
Runde 12	1:03,259	0:22,472	0:22,345	0:18,442	1:02,583	0:22,490	0:21,449	0:18,644	1:02,311	0:22,436	0:21,465	0:18,410	1:03,036	0:22,509	0:21,954	0:18,573
Runde 13	1:03,030	0:22,733	0:21,798	0:18,499	1:02,208	0:22,044	0:21,682	0:18,482	1:02,672	0:22,597	0:21,606	0:18,469	1:02,849	0:22,789	0:21,672	0:18,388
Runde 14	1:03,163	0:22,549	0:21,975	0:18,639	1:02,790	0:22,557	0:21,598	0:18,635	1:02,595	0:22,624	0:21,614	0:18,357	1:03,074	0:22,486	0:22,052	0:18,536
Runde 15	1:02,799	0:22,458	0:21,852	0:18,489	1:02,903	0:22,460	0:21,603	0:18,840	1:03,698	0:22,357	0:22,382	0:18,959	1:03,376	0:22,894	0:21,869	0:18,613
Runde 16	1:02,774	0:22,489	0:21,714	0:18,571	1:02,438	0:22,542	0:21,462	0:18,434	1:03,255	0:23,052	0:21,919	0:18,284	1:02,816	0:22,506	0:21,815	0:18,495
Runde 17	1:02,868	0:22,605	0:21,800	0:18,463	1:03,781	0:22,790	0:22,361	0:18,630	1:03,345	0:22,654	0:22,095	0:18,596	1:04,720	0:23,436	0:22,644	0:18,640
Runde 18	1:03,064	0:22,657	0:21,916	0:18,491	1:02,472	0:22,333	0:21,472	0:18,667	1:03,103	0:22,653	0:21,855	0:18,595	1:02,990	0:22,754	0:21,710	0:18,526
Runde 19	1:02,881	0:22,660	0:21,736	0:18,485	1:02,712	0:22,557	0:21,594	0:18,561	1:02,748	0:22,521	0:21,737	0:18,490	1:03,284	0:22,917	0:21,706	0:18,661
Runde 20	1:02,930	0:22,605	0:21,863	0:18,462	1:02,620	0:22,462	0:21,521	0:18,637	1:03,512	0:22,651	0:21,746	0:19,115	1:02,801	0:22,529	0:21,683	0:18,589
Runde 21	1:03,046	0:22,594	0:21,865	0:18,587	1:02,486	0:22,467	0:21,537	0:18,482	1:03,399	0:22,639	0:21,783	0:18,977	1:03,859	0:23,159	0:21,997	0:18,703

R 22 DSKC (KZ2) Race 2

Die schnellsten Zeiten

Ort	Nr. Fahrername	Streckentl.	Zeit	Ø Speed
Ziel	309 Träger,Niels	1190 m	1:01,958	69,1 km/h
Sektion 1	316 Thomsen,Lukas	452 m	0:22,044	73,8 km/h
Sektion 2	309 Träger,Niels	368 m	0:21,146	62,7 km/h
Sektion 3	330 Holzem,Juliano	370 m	0:18,163	73,3 km/h

	Smr.351 Algire,Ken Oskar EST			Smr.376 Ernst,Marcel DEU			Smr.313 Kadrek, Petr CZE			Smr.320 Colella,Luca DEU			Smr.310 Adams, Tom GBR			
	theoretisch mögliche Bestzeit	Ziel	Sektion 3	theoretisch mögliche Bestzeit	Ziel	Sektion 3	theoretisch mögliche Bestzeit	Ziel	Sektion 3	theoretisch mögliche Bestzeit	Ziel	Sektion 3	theoretisch mögliche Bestzeit	Ziel	Sektion 3	
best	1:02,185	0:22,347	0:21,541	0:18,238	1:02,689	0:22,280	0:21,619	0:18,474	1:02,882	0:22,526	0:21,463	0:18,648	1:02,152	0:22,242	0:21,400	0:18,415
Runde 1	1:07,336	0:25,416	0:23,015	0:18,905	1:08,229	0:25,166	0:23,396	0:19,667	1:07,050	0:24,971	0:22,907	0:19,172	1:08,500	0:25,703	0:23,597	0:19,200
Runde 2	1:04,950	0:23,378	0:22,870	0:18,702	1:04,812	0:22,919	0:22,572	0:19,321	1:04,487	0:23,663	0:21,851	0:18,973	1:07,609	0:25,126	0:23,557	0:18,926
Runde 3	1:04,097	0:23,437	0:21,776	0:18,884	1:03,253	0:22,621	0:22,035	0:18,597	1:03,015	0:22,834	0:21,463	0:18,718	1:04,989	0:23,625	0:22,503	0:18,861
Runde 4	1:03,115	0:22,876	0:21,637	0:18,602	1:03,998	0:22,720	0:22,433	0:18,845	1:03,591	0:22,714	0:21,965	0:18,912	1:05,124	0:23,185	0:23,004	0:18,935
Runde 5	1:02,917	0:22,416	0:21,939	0:18,562	1:04,032	0:22,712	0:22,270	0:19,050	1:03,541	0:22,658	0:22,043	0:18,840	1:04,633	0:23,270	0:22,446	0:18,917
Runde 6	1:02,794	0:22,590	0:21,735	0:18,469	1:03,062	0:22,616	0:21,619	0:18,827	1:03,985	0:22,832	0:21,641	0:19,512	1:03,832	0:23,437	0:22,466	0:18,917
Runde 7	1:02,719	0:22,586	0:21,541	0:18,592	1:02,993	0:22,623	0:21,662	0:18,708	1:03,124	0:22,560	0:21,738	0:18,826	1:03,869	0:23,216	0:22,057	0:18,596
Runde 8	1:03,191	0:22,797	0:21,651	0:18,743	1:02,689	0:22,280	0:21,776	0:18,633	1:04,171	0:23,326	0:21,726	0:19,119	1:03,074	0:22,750	0:21,802	0:18,522
Runde 9	1:02,185	0:22,347	0:21,600	0:18,238	1:02,726	0:22,439	0:21,655	0:18,632	1:02,901	0:22,526	0:21,657	0:18,718	1:03,397	0:22,591	0:21,871	0:18,935
Runde 10	1:02,747	0:22,640	0:21,723	0:18,384	1:03,231	0:22,406	0:21,771	0:19,054	1:02,882	0:22,632	0:21,590	0:18,660	1:03,464	0:22,982	0:21,654	0:18,828
Runde 11	1:02,949	0:22,568	0:21,729	0:18,652	1:03,017	0:22,450	0:21,893	0:18,674	1:03,583	0:22,657	0:21,923	0:19,003	1:02,353	0:22,343	0:21,496	0:18,514
Runde 12	1:02,704	0:22,483	0:21,711	0:18,510	1:03,196	0:22,469	0:21,937	0:18,790	1:03,035	0:22,683	0:21,606	0:18,746	1:02,606	0:22,458	0:21,459	0:18,689
Runde 13	1:02,534	0:22,510	0:21,755	0:18,269	1:02,818	0:22,459	0:21,736	0:18,623	1:03,014	0:22,583	0:21,747	0:18,684	1:03,049	0:22,562	0:21,592	0:18,895
Runde 14	1:02,762	0:22,746	0:21,736	0:18,280	1:03,043	0:22,396	0:21,846	0:18,801	1:03,169	0:22,619	0:21,722	0:18,828	1:02,987	0:22,757	0:21,815	0:18,415
Runde 15	1:03,180	0:23,008	0:21,725	0:18,447	1:03,036	0:22,534	0:21,804	0:18,698	1:03,357	0:22,656	0:21,907	0:18,794	1:02,482	0:22,424	0:21,488	0:18,576
Runde 16	1:02,454	0:22,504	0:21,589	0:18,361	1:02,989	0:22,595	0:21,723	0:18,671	1:03,512	0:22,794	0:21,826	0:18,892	1:02,582	0:22,511	0:21,498	0:18,573
Runde 17	1:03,187	0:22,702	0:21,782	0:18,703	1:02,899	0:22,445	0:21,980	0:18,474	1:03,722	0:22,743	0:22,005	0:18,974	1:02,963	0:22,734	0:21,722	0:18,507
Runde 18	1:02,897	0:22,802	0:21,854	0:18,241	1:02,981	0:22,448	0:21,887	0:18,646	1:03,530	0:22,648	0:22,112	0:18,770	1:02,519	0:22,566	0:21,400	0:18,553
Runde 19	1:03,205	0:22,602	0:22,085	0:18,518	1:02,894	0:22,464	0:21,926	0:18,504	1:04,076	0:22,797	0:22,199	0:19,080	1:02,152	0:22,242	0:21,452	0:18,458
Runde 20	1:02,509	0:22,585	0:21,658	0:18,266	1:03,026	0:22,561	0:21,739	0:18,726	1:03,139	0:22,558	0:21,933	0:18,648	1:02,837	0:22,794	0:21,441	0:18,602
Runde 21	1:03,323	0:22,682	0:21,984	0:18,657	1:02,828	0:22,457	0:21,746	0:18,625	1:03,293	0:22,586	0:22,059	0:18,648	1:02,976	0:22,717	0:21,689	0:18,570

R 22 DSKC (KZ2) Race 2

Die schnellsten Zeiten

Ort	Nr. Fahrername	Streckentl.	Zeit	Ø Speed
Ziel	309 Tröger,Niels	1190 m	1:01,958	69,1 km/h
Sektion 1	316 Thomsen,Lukas	452 m	0:22,044	73,8 km/h
Sektion 2	309 Tröger,Niels	368 m	0:21,146	62,7 km/h
Sektion 3	330 Holzem,Juliano	370 m	0:18,163	73,3 km/h

	Snr.353 Rothschopf,Alexander AUT		Snr.327 Kuypers,Step NLD		Snr.317 Reuters,Dominik DEU		Snr.314 Tabakovic,Romy DEU		Snr.333 Negrutsa,Mark MDA			
	BIREL ART RACING KSW theoretisch mögliche Bestzeit 1:02,709		CRG Holland theoretisch mögliche Bestzeit 1:02,212		AP-Racing theoretisch mögliche Bestzeit 1:02,602		C.K.R. SRL theoretisch mögliche Bestzeit 1:02,589		BIREL ART RACING KSW theoretisch mögliche Bestzeit 1:01,989			
best	Ziel	Sektion 1	Sektion 2	Sektion 3	Ziel	Sektion 1	Sektion 2	Sektion 3	Ziel	Sektion 1	Sektion 2	Sektion 3
Runde 1	1:02,998	0:22,539	0:21,759	0:18,411	1:02,536	0:22,220	0:21,727	0:18,265	1:02,751	0:22,617	0:21,567	0:18,418
Runde 2	1:07,675	0:25,029	0:23,291	0:19,355	1:09,673	0:25,589	0:24,629	0:19,455	1:08,313	0:25,382	0:23,654	0:19,277
Runde 3	1:04,588	0:23,600	0:22,212	0:18,776	1:05,979	0:23,031	0:23,669	0:19,279	1:05,994	0:23,824	0:23,368	0:18,802
Runde 4	1:05,011	0:23,413	0:22,534	0:19,064	1:04,514	0:22,921	0:22,381	0:19,212	1:04,736	0:23,303	0:22,521	0:18,912
Runde 5	1:04,603	0:23,483	0:22,199	0:18,921	1:04,804	0:22,743	0:23,225	0:18,836	1:05,054	0:23,349	0:22,524	0:19,181
Runde 6	1:03,798	0:22,841	0:21,978	0:18,979	1:03,276	0:22,494	0:22,037	0:18,745	1:03,012	0:22,738	0:21,567	0:18,707
Runde 7	1:03,041	0:22,713	0:21,860	0:18,468	1:02,536	0:22,310	0:21,727	0:18,499	1:03,373	0:22,823	0:21,696	0:18,854
Runde 8	1:03,332	0:22,690	0:21,996	0:18,646	1:03,203	0:22,484	0:22,130	0:18,589	1:03,024	0:22,704	0:21,754	0:18,566
Runde 9	1:03,537	0:22,985	0:22,103	0:18,449	1:03,304	0:22,610	0:22,153	0:18,541	1:02,751	0:22,715	0:21,618	0:18,418
Runde 10	1:03,077	0:22,580	0:21,827	0:18,670	1:03,047	0:22,580	0:21,992	0:18,475	1:03,501	0:23,007	0:21,859	0:18,635
Runde 11	1:02,998	0:22,681	0:21,759	0:18,558	1:03,929	0:22,856	0:22,190	0:18,883	1:03,090	0:22,617	0:21,865	0:18,608
Runde 12	1:03,046	0:22,679	0:21,812	0:18,555	1:03,054	0:22,417	0:22,032	0:18,605	1:03,231	0:22,658	0:21,938	0:18,635
Runde 13	1:03,458	0:22,821	0:22,025	0:18,612	1:02,546	0:22,359	0:21,729	0:18,458	1:03,760	0:22,779	0:22,159	0:18,822
Runde 14	1:03,207	0:22,820	0:21,916	0:18,471	1:03,425	0:22,483	0:22,367	0:18,575	1:03,727	0:23,107	0:21,945	0:18,675
Runde 15	1:04,002	0:22,900	0:22,294	0:18,808	1:03,023	0:22,304	0:22,115	0:18,604	1:03,275	0:22,628	0:21,925	0:18,722
Runde 16	1:03,023	0:22,539	0:21,816	0:18,668	1:03,337	0:22,529	0:22,213	0:18,595	1:04,305	0:23,190	0:22,219	0:18,896
Runde 17	1:03,364	0:22,802	0:21,897	0:18,665	1:02,824	0:22,357	0:22,202	0:18,265	1:03,343	0:22,846	0:21,825	0:18,672
Runde 18	1:03,508	0:22,774	0:22,234	0:18,500	1:02,639	0:22,220	0:21,969	0:18,450	1:04,134	0:23,062	0:22,377	0:18,695
Runde 19	1:03,498	0:22,964	0:22,123	0:18,411	1:03,005	0:22,403	0:22,110	0:18,492	1:03,113	0:22,736	0:21,719	0:18,658
Runde 20	1:03,269	0:22,734	0:22,026	0:18,509	1:03,442	0:22,490	0:22,203	0:18,749	1:03,621	0:22,846	0:22,046	0:18,729
Runde 21	1:03,378	0:22,597	0:22,139	0:18,642	1:03,531	0:22,530	0:22,072	0:18,929	1:03,325	0:22,872	0:21,868	0:18,585
Runde 22	1:03,746	0:22,979	0:21,907	0:18,860	1:03,150	0:22,437	0:22,129	0:18,584	1:03,564	0:23,072	0:21,821	0:18,671
Runde 23	1:08,199	0:25,120	0:23,710	0:19,369	1:07,880	0:24,943	0:23,674	0:19,263	1:07,880	0:24,943	0:23,674	0:19,263
Runde 24	1:06,013	0:23,500	0:23,528	0:18,985	1:08,281	0:23,476	0:23,036	0:21,769	1:08,281	0:23,476	0:23,036	0:21,769
Runde 25	1:04,775	0:23,104	0:22,673	0:18,998	1:05,463	0:23,581	0:22,864	0:19,018	1:05,463	0:23,581	0:22,864	0:19,018
Runde 26	1:04,079	0:22,869	0:22,386	0:18,824	1:05,236	0:23,208	0:23,102	0:18,926	1:05,236	0:23,208	0:23,102	0:18,926
Runde 27	1:02,982	0:22,309	0:21,885	0:18,788	1:03,824	0:22,930	0:22,251	0:18,643	1:03,824	0:22,930	0:22,251	0:18,643
Runde 28	1:03,581	0:22,566	0:21,976	0:19,039	1:03,724	0:22,927	0:22,032	0:18,765	1:03,724	0:22,927	0:22,032	0:18,765
Runde 29	1:02,922	0:22,375	0:21,791	0:18,756	1:03,338	0:22,805	0:21,948	0:18,585	1:03,338	0:22,805	0:21,948	0:18,585
Runde 30	1:04,077	0:23,094	0:22,025	0:18,958	1:03,359	0:22,868	0:21,902	0:18,589	1:03,359	0:22,868	0:21,902	0:18,589
Runde 31	1:03,544	0:22,468	0:22,338	0:18,738	1:03,040	0:22,772	0:21,826	0:18,442	1:03,040	0:22,772	0:21,826	0:18,442
Runde 32	1:03,333	0:22,600	0:22,194	0:18,539	1:02,813	0:22,414	0:21,842	0:18,557	1:02,813	0:22,414	0:21,842	0:18,557
Runde 33	1:02,265	0:22,347	0:21,575	0:18,343	1:02,890	0:22,604	0:21,733	0:18,553	1:02,890	0:22,604	0:21,733	0:18,553
Runde 34	1:03,182	0:22,449	0:22,196	0:18,537	1:03,087	0:22,700	0:21,820	0:18,567	1:03,087	0:22,700	0:21,820	0:18,567
Runde 35	1:01,989	0:22,237	0:21,510	0:18,242	1:03,356	0:22,679	0:21,782	0:18,895	1:03,356	0:22,679	0:21,782	0:18,895
Runde 36	1:02,874	0:22,329	0:22,165	0:18,380	1:03,634	0:22,762	0:22,133	0:18,739	1:03,634	0:22,762	0:22,133	0:18,739
Runde 37	1:02,384	0:22,382	0:21,709	0:18,293	1:03,277	0:22,929	0:21,785	0:18,563	1:03,277	0:22,929	0:21,785	0:18,563
Runde 38	1:12,627	0:31,896	0:22,291	0:18,440	1:03,230	0:22,712	0:21,896	0:18,622	1:03,230	0:22,712	0:21,896	0:18,622
Runde 39	1:02,699	0:22,403	0:21,802	0:18,494	1:03,045	0:22,796	0:21,741	0:18,508	1:03,045	0:22,796	0:21,741	0:18,508
Runde 40	1:02,714	0:22,550	0:21,894	0:18,270	1:03,252	0:22,662	0:21,891	0:18,699	1:03,252	0:22,662	0:21,891	0:18,699
Runde 41	1:02,785	0:22,587	0:21,812	0:18,386	1:03,163	0:22,653	0:21,883	0:18,627	1:03,163	0:22,653	0:21,883	0:18,627
Runde 42	1:02,447	0:22,244	0:21,655	0:18,548	1:02,798	0:22,445	0:21,814	0:18,539	1:02,798	0:22,445	0:21,814	0:18,539
Runde 43	1:02,517	0:22,290	0:21,833	0:18,394	1:03,209	0:22,757	0:21,968	0:18,484	1:03,209	0:22,757	0:21,968	0:18,484

R 22 DSXC (KZ2) Race 2

Die schnellsten Zeiten

Ort	Nr. Fahrername	Streckenl.	Ø Speed
Ziel	309 Tröger,Niels	1190 m	69,1 km/h
Sektion 1	316 Thomsen,Lukas	452 m	73,8 km/h
Sektion 2	309 Tröger,Niels	368 m	62,7 km/h
Sektion 3	330 Holzem,Juliano	370 m	73,3 km/h

	Snr.380 Tilleit,Archie GBR Maranello SRP Factory Team			Snr.352 Lauer,Mario DEU APEX Performance Racing Team			Snr.389 Jahns Müller,Robert DEU Team NKS			Snr.385 Krozser,Menyheert HUN Dörr Motorsport			Snr.391 Schmarl,Jürgen AUT BIREL ART RACING KSW			
	theoretisch mögliche Bestzeit	Ziel	Sektion 3	theoretisch mögliche Bestzeit	Ziel	Sektion 3	theoretisch mögliche Bestzeit	Ziel	Sektion 3	theoretisch mögliche Bestzeit	Ziel	Sektion 3	theoretisch mögliche Bestzeit	Ziel	Sektion 3	
best	1:02,890	0:22,679	0:21,653	0:18,415	1:02,669	0:22,508	0:21,775	0:18,205	1:03,374	0:22,711	0:21,705	0:18,662	1:03,153	0:22,481	0:21,743	0:18,386
Runde 1	1:08,283	0:25,517	0:23,274	0:19,492	1:09,187	0:25,899	0:24,054	0:19,234	1:06,877	0:24,887	0:22,779	0:19,211	1:09,850	0:25,857	0:23,904	0:20,089
Runde 2	1:05,462	0:23,178	0:23,286	0:18,998	1:11,452	0:23,634	0:29,312	0:18,506	1:05,024	0:23,729	0:21,955	0:19,340	1:05,860	0:23,347	0:23,192	0:19,321
Runde 3	1:04,553	0:23,136	0:22,347	0:19,070	1:03,338	0:22,759	0:22,119	0:18,460	1:05,002	0:23,683	0:22,224	0:19,095	1:04,615	0:23,160	0:22,643	0:18,812
Runde 4	1:05,269	0:23,797	0:22,782	0:18,690	1:03,768	0:23,319	0:21,915	0:18,534	1:04,586	0:23,443	0:22,369	0:18,774	1:05,557	0:23,307	0:23,020	0:19,230
Runde 5	1:05,014	0:23,065	0:23,083	0:18,866	1:03,587	0:22,831	0:22,516	0:18,240	1:04,523	0:23,042	0:22,063	0:19,418	1:05,082	0:23,298	0:22,916	0:18,868
Runde 6	1:04,665	0:23,394	0:22,207	0:19,064	1:04,587	0:23,324	0:22,741	0:18,522	1:03,853	0:23,319	0:21,780	0:18,754	1:04,455	0:23,441	0:22,073	0:18,941
Runde 7	1:04,856	0:23,638	0:22,544	0:18,674	1:04,437	0:23,220	0:22,457	0:18,760	1:03,547	0:22,941	0:21,792	0:18,814	1:04,679	0:23,284	0:22,522	0:18,873
Runde 8	1:03,442	0:22,960	0:21,830	0:18,652	1:04,372	0:22,689	0:23,142	0:18,541	1:03,768	0:22,873	0:22,032	0:18,863	1:04,775	0:23,310	0:22,696	0:18,769
Runde 9	1:03,777	0:22,900	0:22,014	0:18,863	1:03,477	0:22,861	0:22,262	0:18,354	1:03,636	0:23,000	0:21,806	0:18,830	1:04,915	0:23,713	0:22,359	0:18,843
Runde 10	1:03,148	0:22,879	0:21,677	0:18,592	1:02,669	0:22,534	0:21,775	0:18,360	1:04,711	0:23,590	0:22,119	0:19,002	1:03,153	0:22,797	0:21,743	0:18,613
Runde 11	1:03,002	0:22,766	0:21,687	0:18,549	1:03,349	0:22,748	0:22,114	0:18,487	1:03,724	0:23,195	0:21,791	0:18,738	1:03,878	0:22,935	0:22,179	0:18,764
Runde 12	1:02,974	0:22,679	0:21,653	0:18,642	1:03,111	0:22,556	0:22,235	0:18,320	1:03,396	0:22,761	0:21,705	0:18,930	1:03,725	0:22,851	0:22,188	0:18,686
Runde 13	1:02,890	0:22,768	0:21,707	0:18,415	1:03,136	0:22,855	0:22,076	0:18,205	1:03,766	0:22,818	0:21,938	0:19,010	1:03,395	0:22,797	0:22,073	0:18,525
Runde 14	1:03,230	0:22,892	0:21,764	0:18,574	1:02,946	0:22,577	0:22,094	0:18,275	1:03,396	0:22,711	0:21,903	0:18,782	1:03,553	0:22,880	0:21,971	0:18,702
Runde 15	1:03,702	0:23,156	0:21,955	0:18,591	1:02,825	0:22,508	0:21,897	0:18,420	1:03,374	0:22,731	0:21,824	0:18,819	1:05,153	0:23,238	0:23,149	0:18,766
Runde 16	1:03,167	0:22,923	0:21,829	0:18,415	1:03,037	0:22,670	0:21,911	0:18,456	1:04,552	0:23,285	0:22,068	0:19,199	1:03,630	0:22,693	0:22,551	0:18,386
Runde 17	1:03,482	0:22,823	0:21,755	0:18,904	1:03,094	0:22,662	0:22,195	0:18,237	1:03,630	0:23,007	0:21,961	0:18,662	1:03,993	0:22,992	0:22,311	0:18,690
Runde 18	1:03,333	0:22,854	0:21,976	0:18,503	1:03,150	0:22,511	0:22,268	0:18,371	1:03,641	0:23,012	0:21,773	0:18,856	1:03,999	0:22,857	0:22,406	0:18,736
Runde 19	1:03,288	0:22,839	0:21,815	0:18,634	1:03,655	0:22,822	0:21,822	0:19,011	1:05,217	0:22,973	0:22,517	0:19,727	1:03,380	0:22,481	0:22,223	0:18,676
Runde 20	1:02,914	0:22,729	0:21,725	0:18,460	1:02,794	0:22,727	0:21,862	0:18,205	1:04,500	0:23,464	0:21,970	0:19,066	1:03,847	0:22,832	0:22,211	0:18,804
Runde 21	1:03,113	0:22,815	0:21,826	0:18,472	1:03,137	0:22,675	0:22,072	0:18,390	1:03,934	0:22,992	0:22,024	0:18,918	1:04,175	0:22,961	0:22,407	0:18,807



R 22 DSKC (KZ2) Race 2

Die schnellsten Zeiten

Ort	Nr. Fahrername	Streckentl.	Zeit	Ø Speed
Ziel	309 Tröger,Niels	1190 m	1:01,958	69,1 km/h
Sektion 1	316 Thomsen,Lukas	452 m	0:22,044	73,8 km/h
Sektion 2	309 Tröger,Niels	368 m	0:21,146	62,7 km/h
Sektion 3	330 Holzem,Juliano	370 m	0:18,163	73,3 km/h

	Snr.321 Kopetamidis,Vinzent DEU AP-Racing			Snr.326 Naumann,Christian DEU C.K.R. SRL			Snr.387 Vanzan,Bruno ITA Bruno Vanzan			Snr.322 Jefry,Amer Harris MYS CPB Sport						
	theoretisch mögliche Bestzeit	Ziel	Sektion 3	theoretisch mögliche Bestzeit	Ziel	Sektion 3	theoretisch mögliche Bestzeit	Ziel	Sektion 3	theoretisch mögliche Bestzeit	Ziel	Sektion 3				
best	1:03,288	0:22,825	0:21,767	0:18,572	1:03,567	0:22,841	0:21,706	0:18,715	1:04,492	0:23,097	0:22,130	0:18,722	1:04,256	0:22,764	0:22,222	0:18,666
Runde 1	1:10,570	0:26,155	0:24,544	0:19,871	1:08,964	0:25,651	0:24,214	0:19,099	1:10,147	0:26,536	0:24,063	0:19,548	1:09,704	0:25,753	0:24,259	0:19,692
Runde 2	1:09,473	0:28,386	0:22,238	0:18,849	1:05,813	0:23,806	0:23,316	0:18,691	1:07,076	0:25,142	0:22,789	0:19,145	1:26,489	0:44,284	0:23,041	0:19,164
Runde 3	1:03,858	0:23,023	0:21,839	0:18,996	1:05,188	0:23,521	0:22,466	0:19,201	1:05,959	0:23,871	0:22,625	0:19,463	1:04,843	0:23,303	0:22,672	0:18,868
Runde 4	1:03,605	0:22,878	0:21,845	0:18,882	1:05,539	0:23,645	0:23,232	0:18,662	1:05,089	0:23,847	0:22,520	0:18,722	1:04,748	0:22,764	0:22,767	0:19,217
Runde 5	1:05,005	0:23,296	0:22,722	0:18,987	1:05,176	0:24,076	0:22,367	0:18,733	1:04,790	0:23,548	0:22,252	0:18,990	1:04,479	0:23,088	0:22,397	0:18,994
Runde 6	1:04,199	0:23,079	0:22,282	0:18,838	1:03,641	0:23,008	0:22,075	0:18,558	1:04,646	0:23,571	0:22,130	0:18,945	1:04,701	0:23,192	0:22,473	0:19,036
Runde 7	1:04,556	0:23,439	0:22,332	0:18,785	1:04,436	0:23,342	0:22,477	0:18,617	1:05,335	0:23,594	0:22,691	0:19,050	1:04,455	0:23,125	0:22,351	0:18,979
Runde 8	1:05,064	0:23,292	0:22,876	0:18,896	1:20,560	0:22,954	0:38,800	0:18,806	1:05,063	0:23,582	0:22,532	0:18,949	1:04,502	0:22,925	0:22,618	0:18,959
Runde 9	1:04,166	0:22,825	0:22,025	0:19,316	1:02,941	0:22,570	0:21,784	0:18,587	1:05,355	0:23,671	0:22,409	0:19,275	1:04,256	0:22,878	0:22,288	0:19,090
Runde 10	1:03,890	0:22,969	0:22,009	0:18,912	1:03,357	0:22,890	0:21,742	0:18,725	1:04,843	0:23,445	0:22,234	0:19,164	1:04,298	0:23,173	0:22,459	0:18,666
Runde 11	1:03,914	0:22,980	0:22,107	0:18,827	1:02,806	0:22,632	0:21,653	0:18,521	1:05,216	0:23,581	0:22,514	0:19,121	1:07,246	0:22,875	0:22,222	0:22,149
Runde 12	1:03,798	0:22,978	0:22,013	0:18,807	1:02,931	0:22,684	0:21,702	0:18,545	1:05,011	0:23,563	0:22,557	0:18,891				
Runde 13	1:03,288	0:22,949	0:21,767	0:18,572	1:03,077	0:22,642	0:21,770	0:18,665	1:04,492	0:23,097	0:22,180	0:19,215				
Runde 14	1:03,988	0:23,090	0:22,035	0:18,863	1:03,104	0:22,572	0:21,921	0:18,611	1:04,268	0:22,841	0:22,423	0:19,004				
Runde 15	1:04,066	0:22,943	0:22,031	0:19,092	1:02,354	0:22,308	0:21,662	0:18,384	1:03,567	0:22,924	0:21,706	0:18,937				
Runde 16	1:04,121	0:22,989	0:22,240	0:18,892	1:02,551	0:22,509	0:21,532	0:18,510	1:04,334	0:22,999	0:22,304	0:19,031				
Runde 17	1:03,578	0:22,892	0:21,877	0:18,809	1:02,823	0:22,513	0:21,836	0:18,474	1:04,175	0:22,931	0:21,941	0:19,303				
Runde 18	1:03,867	0:23,103	0:21,941	0:18,823	1:02,900	0:22,563	0:21,888	0:18,449	1:04,560	0:23,275	0:22,110	0:19,175				
Runde 19	1:03,473	0:22,877	0:21,871	0:18,725	1:02,474	0:22,515	0:21,470	0:18,489	1:04,934	0:23,060	0:21,992	0:19,882				
Runde 20	1:03,630	0:22,926	0:21,917	0:18,787	1:02,507	0:22,393	0:21,635	0:18,479	1:04,474	0:23,295	0:22,147	0:19,032				
Runde 21	1:03,899	0:22,907	0:22,080	0:18,912	1:02,726	0:22,454	0:21,653	0:18,619	1:05,626	0:23,774	0:22,357	0:19,495				



R 22 DSXC (KZ2) Race 2

Die schnellsten Zeiten

Ort	Nr. Fahrername	Streckenl.	Ø Speed
Ziel	309 Tröger,Niels	1190 m	69.1 km/h
Sektion 1	316 Thomsen,Lukas	452 m	73.8 km/h
Sektion 2	309 Tröger,Niels	368 m	62.7 km/h
Sektion 3	330 Holzem,Juliano	370 m	73.3 km/h

	Smr.377 Walter,Luca DEU Luca Walter	Smr.357 Reiböck,Lukas AUT BIREL ART RACING KSW	Smr.335 Felbermayr,Emma AUT TB Racing Team	Smr.384 Breitenbach,Florian DEU Nees Racing	Smr.382 Federer,Jannick ITA Maranello SRP Factory Team
	theoretisch mögliche Bestzeit 1:02,643	theoretisch mögliche Bestzeit 1:02,432	theoretisch mögliche Bestzeit 1:04,569	theoretisch mögliche Bestzeit 1:03,908	theoretisch mögliche Bestzeit 1:05,886
best	Ziel Sektion 1 Sektion 2 Sektion 3 1:02,794 0:22,614 0:21,590 0:18,439	Ziel Sektion 1 Sektion 2 Sektion 3 1:02,540 0:22,347 0:21,720 0:18,365	Ziel Sektion 1 Sektion 2 Sektion 3 1:04,827 0:22,968 0:22,616 0:18,985	Ziel Sektion 1 Sektion 2 Sektion 3 1:04,404 0:23,011 0:22,267 0:18,630	Ziel Sektion 1 Sektion 2 Sektion 3 1:05,886 0:23,649 0:23,198 0:19,039
Runde 1	1:06,136 0:24,321 0:22,972 0:18,843	1:08,093 0:25,312 0:23,861 0:18,920	1:07,493 0:24,799 0:23,423 0:19,271	1:08,720 0:25,114 0:24,252 0:19,354	1:07,427 0:24,846 0:23,414 0:19,167
Runde 2	1:02,952 0:22,614 0:21,707 0:18,631	1:06,700 0:23,653 0:23,685 0:18,862	1:05,654 0:23,467 0:23,126 0:19,061	1:05,987 0:24,156 0:23,059 0:18,772	1:05,886 0:23,649 0:23,198 0:19,039
Runde 3	1:03,116 0:22,912 0:21,765 0:18,439	1:04,664 0:23,368 0:22,166 0:19,130	1:05,577 0:23,521 0:23,071 0:18,985	1:05,254 0:23,734 0:22,771 0:18,749	
Runde 4	1:03,501 0:22,736 0:21,956 0:18,809	1:04,555 0:23,571 0:22,339 0:18,645	1:04,827 0:23,009 0:22,743 0:19,075	1:04,738 0:23,011 0:22,876 0:18,851	
Runde 5	1:03,305 0:22,677 0:21,639 0:18,989	1:03,871 0:22,994 0:22,512 0:18,365	1:05,749 0:23,478 0:22,748 0:19,523	1:04,923 0:23,711 0:22,439 0:18,773	
Runde 6	1:03,488 0:22,799 0:22,043 0:18,646	1:02,540 0:22,347 0:21,766 0:18,427	1:04,854 0:22,968 0:22,773 0:19,113	1:04,404 0:23,507 0:22,267 0:18,630	
Runde 7	1:02,794 0:22,696 0:21,626 0:18,472	1:02,820 0:22,598 0:21,774 0:18,448	1:05,181 0:23,424 0:22,616 0:19,141	1:21,191 0:23,577 0:26,743 0:30,871	
Runde 8	1:03,120 0:22,863 0:21,590 0:18,667	1:03,644 0:22,920 0:22,022 0:18,702			
Runde 9	1:03,189 0:22,803 0:21,686 0:18,700	1:03,209 0:22,788 0:21,720 0:18,701			
Runde 10	1:44,174 0:56,449 0:25,148 0:22,577	0:22,654			
Runde 11					

R 18 DSKC (KZ2) Race 1

Strecke / track: 1190m

started: 36 classified: 36 not classified: 0

fastest Lap Niels TRÖGER at: 1:01,523

Pos	Stf. Nr.	Fahrer / Driver	Nation	Bewerber / Sponsor	Nation	Lizenz R-Lizenz	Chassis / Motor / Reifen	Penalty	Points	Runden Laps	Gesamtzeit Differenz	Abstand Gap	beste Runde best Lap	in R. in L.	o Geschw. o Speed
1	315	HENSEN, Linus	DEU	Mach1 Motorsport - Kartschmie.de	DEU	10705 16686	Mach 1 / TM / VEGA		25	21	23:31,311		1:01,748	11	63,7 km/h 69,4 km/h
2	309	TRÖGER, Niels	DEU	Maranello SRP Factory Team	DEU	18256 16067	Maranello / TM / VEGA		20	21	23:32,298 0:00,987	0:00,987	1:01,523	9	63,7 km/h 69,6 km/h
3	330	HOLZEM, Juliano	DEU	CPB Sport	FRA	11246 232241-1	Sodikart / TM / VEGA		16	21	23:37,446 0:06,135	0:05,148	1:02,138	16	63,5 km/h 68,9 km/h
4	312	RACKL, Thomas	DEU	Maranello SRP Factory Team	DEU	10288 16067	Maranello / TM / VEGA	5 sec.	13	21	23:45,167 0:13,856	0:07,721	1:02,197	14	63,1 km/h 68,9 km/h
5	370	BILLMAN, Simon	SWE	KH Racing Team	SWE	87167 539	Birel Art / Modena / VEGA		*	21	23:47,271 0:15,960	0:02,104	1:02,122	6	63 km/h 69 km/h
6	346	ANDRISANI, Gianni	DEU	Mach1 Motorsport - Kartschmie.de	DEU	13762 16686	Mach 1 / TM / VEGA		11	21	23:49,376 0:18,065	0:02,105	1:02,219	14	62,9 km/h 68,9 km/h
7	332	ROOS, Nikolas	ZAF	CRG Holland	NLD	6601 15521 007	CRG / TM / VEGA	5 sec.	10	21	23:50,842 0:19,531	0:01,466	1:02,207	7	62,9 km/h 68,9 km/h
8	377	WALTER, Luca	DEU	Luca Walter	DEU	14151 14151	Alpha / TM / VEGA	5 sec.	*	21	23:51,153 0:19,842	0:00,311	1:02,054	14	62,9 km/h 69 km/h
9	383	STANGE, Max	ESP	Dörr Motorsport	DEU	16982 21799	KR / IAME / VEGA	5 sec.	*	21	23:51,914 0:20,603	0:00,761	1:01,866	13	62,8 km/h 69,2 km/h
10	328	BOS, Jeroen	NLD	SP Motorsport	NLD	47253 29431	KR / TM / VEGA	15 sec.	9	21	24:01,632 0:30,321	0:09,718	1:01,979	12	62,4 km/h 69,1 km/h
11	326	NAUMANN, Christian	DEU	C.K.R. SRL	ITA	300098 11924	CKR / TM / VEGA		8	21	24:03,926 0:32,615	0:02,294	1:03,128	19	62,3 km/h 67,9 km/h
12	389	JAHNSMÜLLER, Robert	DEU	Team NKS	DEU	29153 JK2188	DR / / VEGA		*	21	24:05,264 0:33,953	0:01,338	1:03,077	8	62,2 km/h 67,9 km/h
13	353	ROTHSCHOPF, Alexander	AUT	BIREL ART RACING KSW	AUT	BK102 23AS0114	Birel Art / TM / VEGA		*	21	24:12,671 0:41,360	0:07,407	1:03,166	4	61,9 km/h 67,8 km/h
14	313	KACIREK, Petr	CZE	DUCK RACING AUTOKLUB v ACR	CZE	23AT00161 21369	MS Kart / TM / VEGA		7	21	24:13,993 0:42,682	0:01,322	1:03,172	4	61,9 km/h 67,8 km/h
15	320	COLELLA, Luca	DEU	APEX Performance Racing Team	DEU	21544 14038	Maranello / TM / VEGA		6	21	24:15,470 0:44,159	0:01,477	1:03,139	11	61,8 km/h 67,9 km/h
16	317	REUTERS, Dominik	DEU	AP-Racing	DEU	12921 JK 2019 / JA117z	Birel Art / TM / VEGA	5 sec.	5	21	24:15,834 0:44,523	0:00,364	1:03,266	12	61,8 km/h 67,7 km/h
17	391	SCHMARL, Jürgen	AUT	BIREL ART RACING KSW	AUT	BK 102 27603	Birel Art / TM / VEGA	5 sec.	*	21	24:18,143 0:46,832	0:02,309	1:03,232	7	61,7 km/h 67,8 km/h
18	314	TABAKOVIC, Ronny	DEU	C.K.R. SRL	ITA	300098 17239	CKR / TM / VEGA	5 sec.	4	21	24:18,588 0:47,277	0:00,445	1:02,020	4	61,7 km/h 69,1 km/h
19	321	KAPETANIDIS, Vincent	DEU	AP-Racing	DEU	12921 JK2003	Birel Art / TM / VEGA		3	21	24:18,983 0:47,672	0:00,395	1:03,576	4	61,7 km/h 67,4 km/h
20	335	FELBERMAYR, Emma	AUT	TB Racing Team	DEU	12562 274267	KR / TM / VEGA	5 sec.	2	21	24:29,063 0:57,752	0:10,080	1:03,501	14	61,2 km/h 67,5 km/h
21	310	ADAMS, Tom	GBR	Maranello SRP Factory Team	DEU	16067 504448	Maranello / TM / VEGA		1	18	20:58,535 DNF	QualiP:29	1:02,406	13	61,3 km/h 68,6 km/h
22	382	FEDERER, Jannick	ITA	Maranello SRP Factory Team	DEU	16067 6353	Maranello / TM / VEGA		*	16	19:07,806 DNF	QualiP:22	1:02,818	6	59,7 km/h 68,2 km/h
23	385	KROZSER, Menyhart	HUN	Dörr Motorsport	DEU	16982 MDIK230002	KR / IAME / VEGA		*	15	17:50,621 13:55,093	QualiP:27	1:03,021	12	60 km/h 68 km/h
24	333	NEGRUTSA, Mark	MDA	BIREL ART RACING KSW	AUT	BK102 52719	Birel Art / TM / VEGA		0	11	12:16,184 DNF	QualiP:8	1:02,476	10	58,2 km/h 68,6 km/h
25	327	KUYPERS, Siep	NLD	CRG Holland	NLD	15521 12991	CRG / TM / VEGA		0	10	10:44,178 DNF	QualiP:11	1:02,844	10	58,2 km/h 68,2 km/h
26	316	THOMSEN, Lukas	DEU	Mach1 Motorsport - Kartschmie.de	DEU	16686 25003	Mach 1 / TM / VEGA		0	8	10:44,178 DNF	QualiP:19	1:02,236	6	53,2 km/h 68,8 km/h
27	352	LAUER, Mario	DEU	APEX Performance Racing Team	DEU	21544 23026	Maranello / TM / VEGA	5 sec.	*	8	10:31,167 5:59,959	QualiP:26	1:02,968	7	54,3 km/h 47,6 km/h
28	351	ALGRE, Ken Oskar	EST	Maranello SRP Factory Team	DEU	16067 504448	Maranello / TM / VEGA		*	4	DNF	QualiP:16	1:04,847	4	66,1 km/h
29	322	JEFRY, Amer Harris	MYS	CPB Sport	FRA	030708-14-0100 232241-3	Sodikart / TM / VEGA		0	3	5:12,543 DNF	QualiP:32	1:19,039	3	41,1 km/h 54,2 km/h
30	357	REIBÖCK, Lukas	AUT	BIREL ART RACING KSW	AUT	JA2158 BK102	Birel Art / TM / VEGA		0	0	0:05,150 DNF	QualiP:12			
31	319	GALLASIN, Celian	FRA	Maranello SRP Factory Team	DEU	263192 16067	Maranello / TM / VEGA		0	0	0:04,963 DNF	QualiP:17			
32	387	VANZAN, Bruno	ITA	Bruno Vanzan	ITA	489753 489753	EKS / TM / VEGA		*	0	0:05,661 DNF	QualiP:24			
33	376	ERNST, Marcel	DEU	Marcel Ernst	DEU	34772 34772	Lenzokart / TM / VEGA		*	0	0:05,859 DNF	QualiP:25			
34	306	MAI, Emanuel	DEU	Solgat Motorsport	DEU	16484 KBF1079882	Birel Art / TM / VEGA		0	0	0:06,695 DNF	QualiP:33			
35	384	BREITENBACH, Florian	DEU	Nees Racing	DEU	16880 17863	Maranello / TM / VEGA		*	0	0:06,774 DNF	QualiP:34			
36	380	TILLET, Archie	GBR	Maranello SRP Factory Team	DEU	214662 16067	Maranello / TM / VEGA		*	0	0:06,902 DNF	QualiP:36			

StNr. 328 15 sec penalty

StNr. 332,312,317,377,383,314,335,391,352 5 sec. penalty Frontfairing

Rennleitung: Uwe Fuchs / Markus Peske Racedirektor: Horst Seidel
Sportkommissare: Nikolas Spaderna / Ulrich Bell / Gerhard Verlaan
Techn. Kommissare: H.-J. Dangers / M. Ambrosius / D. Pietzko / C. Schmidt / G. Mitscherling
Zeitnahme: KART-DATA timing service Franz Schieszler / Manuela Hintner

Zeitnahme / timekeeping

control
Franz Schieszler

freigegeben: 13:03:32



18	384	Nees Racing BREITENBACH Florian Startposition 35	18	380	Maranello SRP Factory Team TILLET Archie Startposition 36
17	376	Marcel Ernst ERNST Marcel Startposition 33	17	306	Solgat Motorsport MAI Emanuel Startposition 34
16	319	Maranello SRP Factory Team GALLASIN Celian Startposition 31	16	387	Bruno Vanzan VANZAN Bruno Startposition 32
15	322	CPB Sport JEFRY Amer Harris Startposition 29	15	357	BIREL ART RACING KSW REIBÖCK Lukas Startposition 30
14	352	APEX Performance Racing Team LAUER Mario Startposition 27	14	351	Maranello SRP Factory Team ALGRE Ken Oskar Startposition 28
13	327	CRG Holland KUYPERS Siep Startposition 25	13	316	Mach1 Motorsport - Kartschmie.de THOMSEN Lukas Startposition 26
12	385	Dörr Motorsport KROZSER Menyhert Startposition 23	12	333	BIREL ART RACING KSW NEGRUTSA Mark Startposition 24
11	310	Maranello SRP Factory Team ADAMS Tom Startposition 21	11	382	Maranello SRP Factory Team FEDERER Jannick Startposition 22
10	321	AP-Racing KAPETANIDIS Vinzent Startposition 19	10	335	TB Racing Team FELBERMAYR Emma Startposition 20
9	391	BIREL ART RACING KSW SCHMARL Jürgen Startposition 17	9	314	C.K.R. SRL TABAKOVIC Ronny Startposition 18
8	320	APEX Performance Racing Team COLELLA Luca Startposition 15	8	317	AP-Racing REUTERS Dominik Startposition 16
7	353	BIREL ART RACING KSW ROTHSCHOPF Alexander Startposition 13	7	313	DUCK RACING AUTOKLUB v ACR KACIREK Petr Startposition 14
6	326	C.K.R. SRL NAUMANN Christian Startposition 11	6	389	Team NKS JAHNSMÜLLER Robert Startposition 12
5	383	Dörr Motorsport STANGE Max Startposition 9	5	328	SP Motorsport BOS Jeroen Startposition 10
4	332	CRG Holland ROOS Nikolas Startposition 7	4	377	Luca Walter WALTER Luca Startposition 8
3	370	KH Racing Team BILLMAN Simon Startposition 5	3	346	Mach1 Motorsport - Kartschmie.de ANDRISANI Gianni Startposition 6
2	330	CPB Sport HOLZEM Juliano Startposition 3	2	312	Maranello SRP Factory Team RACKL Thomas Startposition 4
1	315	Mach1 Motorsport - Kartschmie.de HENSEN Linus Startposition 1	1	309	Maranello SRP Factory Team TRÖGER Niels Startposition 2



Starting Grid of DSKC (KZ2)

Rennen 22



R 18 DSKC (KZZ) Race 1

Strecke / track: 1190m

started: 36 classified: 36 not classified: 0

fastest Lap Niels TRÖGER at: 1:01,523

Pos	Stf. Nr.	Fahrer / Driver	Nation	Bewerber / Sponsor	Nation	Lizenz R-Lizenz	Chassis / Motor / Reifen	Penalty	Points	Runden Laps	Gesamtzeit Differenz	Abstand Gap	beste Runde best Lap	in R. in L.	o Geschw. o Speed
1	315	HENSEN, Linus	DEU	Mach1 Motorsport - Kartschmie.de	DEU	10705 16686	Mach 1 / TM / VEGA		25	21	23:31,311		1:01,748	11	63,7 km/h 69,4 km/h
2	309	TRÖGER, Niels	DEU	Maranello SRP Factory Team	DEU	18256 16067	Maranello / TM / VEGA		20	21	23:32,298 0:00,987	0:00,987	1:01,523	9	63,7 km/h 69,6 km/h
3	330	HOLZEM, Juliano	DEU	CPB Sport	FRA	11246 232241-1	Sodikart / TM / VEGA		16	21	23:37,446 0:06,135	0:05,148	1:02,138	16	63,5 km/h 68,9 km/h
4	312	RACKL, Thomas	DEU	Maranello SRP Factory Team	DEU	10288 16067	Maranello / TM / VEGA	5 sec.	13	21	23:45,167 0:13,856	0:07,721	1:02,197	14	63,1 km/h 68,9 km/h
5	370	BILLMAN, Simon	SWE	KH Racing Team	SWE	87167 539	Birel Art / Modena / VEGA		*	21	23:47,271 0:15,960	0:02,104	1:02,122	6	63 km/h 69 km/h
6	346	ANDRISANI, Gianni	DEU	Mach1 Motorsport - Kartschmie.de	DEU	13762 16686	Mach 1 / TM / VEGA		11	21	23:49,376 0:18,065	0:02,105	1:02,219	14	62,9 km/h 68,9 km/h
7	332	ROOS, Nikolas	ZAF	CRG Holland	NLD	6601 15521 007	CRG / TM / VEGA	5 sec.	10	21	23:50,842 0:19,531	0:01,466	1:02,207	7	62,9 km/h 68,9 km/h
8	377	WALTER, Luca	DEU	Luca Walter	DEU	14151 14151	Alpha / TM / VEGA	5 sec.	*	21	23:51,153 0:19,842	0:00,311	1:02,054	14	62,9 km/h 69 km/h
9	328	BOS, Jeroen	NLD	SP Motorsport	NLD	21799 47253	KR / TM / VEGA	5 sec.	9	21	23:51,632 0:20,321	0:00,479	1:01,979	12	62,8 km/h 69,1 km/h
10	383	STANGE, Max	ESP	Dörr Motorsport	DEU	16982 16982	KR / IAME / VEGA	5 sec.	*	21	23:51,914 0:20,403	0:00,282	1:01,866	13	62,8 km/h 69,2 km/h
11	326	NAUMANN, Christian	DEU	C.K.R. SRL	ITA	29431 300098	CKR / TM / VEGA		8	21	24:03,926 0:32,615	0:12,012	1:03,128	19	62,3 km/h 67,9 km/h
12	389	JAHNSMÜLLER, Robert	DEU	Team NKS	DEU	11924 29153	DR / / VEGA		*	21	24:05,264 0:33,953	0:01,338	1:03,077	8	62,2 km/h 67,9 km/h
13	353	ROTHSCHOPF, Alexander	AUT	BIREL ART RACING KSW	AUT	JK2188 BK102	Birel Art / TM / VEGA		*	21	24:12,671 0:41,360	0:07,407	1:03,166	4	61,9 km/h 67,8 km/h
14	313	KACIREK, Petr	CZE	DUCK RACING AUTOKLUB v ACR	CZE	23AS0114 23AT00161	MS Kart / TM / VEGA		7	21	24:13,993 0:42,682	0:01,322	1:03,172	4	61,9 km/h 67,8 km/h
15	320	COLELLA, Luca	DEU	APEX Performance Racing Team	DEU	21369 21544	Maranello / TM / VEGA		6	21	24:15,470 0:44,159	0:01,477	1:03,139	11	61,8 km/h 67,9 km/h
16	317	REUTERS, Dominik	DEU	AP-Racing	DEU	14038 12921	Birel Art / TM / VEGA	5 sec.	5	21	24:15,834 0:44,523	0:00,364	1:03,266	12	61,8 km/h 67,7 km/h
17	391	SCHMARL, Jürgen	AUT	BIREL ART RACING KSW	AUT	JK 2019 / JA117Z BK 102	Birel Art / TM / VEGA	5 sec.	*	21	24:18,143 0:46,832	0:02,309	1:03,232	7	61,7 km/h 67,8 km/h
18	314	TABAKOVIC, Ronny	DEU	C.K.R. SRL	ITA	27603 300098	CKR / TM / VEGA	5 sec.	4	21	24:18,588 0:47,277	0:00,445	1:02,020	4	61,7 km/h 69,1 km/h
19	321	KAPETANIDIS, Vincent	DEU	AP-Racing	DEU	17239 12921	Birel Art / TM / VEGA		3	21	24:18,983 0:47,672	0:00,395	1:03,576	4	61,7 km/h 67,4 km/h
20	335	FELBERMAYR, Emma	AUT	TB Racing Team	DEU	JK2003 12562	KR / TM / VEGA	5 sec.	2	21	24:29,063 0:57,752	0:10,080	1:03,501	14	61,2 km/h 67,5 km/h
21	310	ADAMS, Tom	GBR	Maranello SRP Factory Team	DEU	274767 16067	Maranello / TM / VEGA		1	18	20:58,535 DNF	QualiP:29	1:02,406	13	61,3 km/h 68,6 km/h
22	382	FEDERER, Jannick	ITA	Maranello SRP Factory Team	DEU	504448 16067	Maranello / TM / VEGA		*	16	19:07,806 DNF	QualiP:22	1:02,818	6	59,7 km/h 68,2 km/h
23	385	KROZSER, Menyhart	HUN	Dörr Motorsport	DEU	6353 16982	KR / IAME / VEGA		*	15	17:50,621 DNF	QualiP:27	1:03,021	12	60 km/h 68 km/h
24	333	NEGRUTSA, Mark	MDA	BIREL ART RACING KSW	AUT	MDIK230002 BK102	Birel Art / TM / VEGA		0	11	13:55,093 DNF	QualiP:8	1:02,476	10	56,4 km/h 68,6 km/h
25	327	KUYPERS, Siep	NLD	CRG Holland	NLD	52719 15521	CRG / TM / VEGA		0	10	12:16,184 DNF	QualiP:11	1:02,844	10	58,2 km/h 68,2 km/h
26	316	THOMSEN, Lukas	DEU	Mach1 Motorsport - Kartschmie.de	DEU	12991 16686	Mach 1 / TM / VEGA		0	8	10:44,178 DNF	QualiP:19	1:02,236	6	53,2 km/h 68,8 km/h
27	352	LAUER, Mario	DEU	APEX Performance Racing Team	DEU	25003 21544	Maranello / TM / VEGA	5 sec.	*	8	10:31,167 DNF	QualiP:26	1:02,968	7	54,3 km/h 68 km/h
28	351	ALGRE, Ken Oskar	EST	Maranello SRP Factory Team	DEU	23026 16067	Maranello / TM / VEGA		*	4	5:59,959 DNF	QualiP:16	1:04,847	4	47,6 km/h 66,1 km/h
29	322	JEFREY, Amer Harris	MYS	CPB Sport	FRA	030708-14-0100 232241-3	Sodikart / TM / VEGA		0	3	5:12,543 DNF	QualiP:32	1:19,039	3	41,1 km/h 54,2 km/h
30	357	REIBÖCK, Lukas	AUT	BIREL ART RACING KSW	AUT	JAZ158 BK102	Birel Art / TM / VEGA		0	0	0:05,150 DNF	QualiP:12			
31	319	GALLASIN, Celian	FRA	Maranello SRP Factory Team	DEU	263192 16067	Maranello / TM / VEGA		0	0	0:04,963 DNF	QualiP:17			
32	387	VANZAN, Bruno	ITA	Bruno Vanzan	ITA	489753 489753	EKS / TM / VEGA		*	0	0:05,661 DNF	QualiP:24			
33	376	ERNST, Marcel	DEU	Marcel Ernst	DEU	34772 34772	Lenzokart / TM / VEGA		*	0	0:05,859 DNF	QualiP:25			
34	306	MAI, Emanuel	DEU	Solgat Motorsport	DEU	16484 KBF1079882	Birel Art / TM / VEGA		0	0	0:06,695 DNF	QualiP:33			
35	384	BREITENBACH, Florian	DEU	Nees Racing	DEU	16880 17863	Maranello / TM / VEGA		*	0	0:06,774 DNF	QualiP:34			
36	380	TILLET, Archie	GBR	Maranello SRP Factory Team	DEU	214662 16067	Maranello / TM / VEGA		*	0	0:06,902 DNF	QualiP:36			

StNr. 328 5 sec penalty causing a collision

StNr. 332,312,317,377,383,314,335,391,352 5 sec. penalty Frontfairing

Rennleitung: Uwe Fuchs / Markus Peske Racedirektor: Horst Seidel

Sportkommissare: Nikolas Spaderna / Ulrich Bell / Gerhard Verlaan

Techn. Kommissare: H.-J. Dangers / M. Ambrosius / D. Pietzko / C. Schmidt / G. Mitscherling

Zeitnahme: KART-DATA timing service Franz Schieszler / Manuela Hintner

Zeitnahme / timekeeping

control
Franz Schieszler

freigegeben: 11:02:38

R 18 DSKC (KZ2) Race 1

Fahrername Driver	Hensen Linus	Tröger Niels	Holzern Juliano	Rackl Thomas	Roos Nikolas	Walter Luca	Stange Max	Billman Simon	Andrisani Gianni	Bos Jeroen	Naumann Christian	Jahnsmüller Robert
schnellste Runde in Runde	1:01,748 Rn. 11	1:01,523 Rn. 9	1:02,138 Rn. 16	1:02,197 Rn. 14	1:02,207 Rn. 7	1:02,054 Rn. 14	1:01,866 Rn. 13	1:02,122 Rn. 6	1:02,219 Rn. 14	1:01,979 Rn. 12	1:03,128 Rn. 19	1:03,077 Rn. 8
Speed	69,4 km/h	69,6 km/h	68,9 km/h	68,9 km/h	68,9 km/h	69,0 km/h	69,2 km/h	69,0 km/h	68,9 km/h	69,1 km/h	67,9 km/h	67,9 km/h
Lap 1	1:31,927	1:33,875	1:31,895	1:33,104	1:34,001	1:35,954	1:37,884	1:39,253	1:34,057	1:34,902	1:40,337	1:41,088
Lap 2	1:57,943	1:57,902	1:58,015	1:57,719	1:58,069	1:57,864	1:57,623	1:57,807	1:57,802	1:57,979	1:59,096	1:58,845
Lap 3	1:18,651	1:17,921	1:18,196	1:18,201	1:17,423	1:16,268	1:15,288	1:15,013	1:17,277	1:16,647	1:14,838	1:14,880
Lap 4	1:02,729	1:03,044	1:03,043	1:03,902	1:03,886	1:03,970	1:03,435	1:03,935	1:04,053	1:07,437	1:03,210	1:03,769
Lap 5	1:02,323	1:01,856	1:02,424	1:02,966	1:02,544	1:03,032	1:02,753	1:03,706	1:02,974	1:03,469	1:03,785	1:03,813
Lap 6	1:01,916	1:02,757	1:03,430	1:02,433	1:03,485	1:02,623	1:02,446	1:02,122	1:02,906	1:02,003	1:03,330	1:03,700
Lap 7	1:01,782	1:01,628	1:02,576	1:02,405	1:02,207	1:02,893	1:02,899	1:03,296	1:02,483	1:02,955	1:03,580	1:03,358
Lap 8	1:02,077	1:01,850	1:02,485	1:02,373	1:02,287	1:02,930	1:02,762	1:02,279	1:02,317	1:02,020	1:03,459	1:03,077
Lap 9	1:02,211	1:01,523	1:02,568	1:02,601	1:02,241	1:02,695	1:07,952	1:02,425	1:02,405	1:02,427	1:03,166	1:03,486
Lap 10	1:01,805	1:01,819	1:02,337	1:02,481	1:03,606	1:02,848	1:02,273	1:02,377	1:02,455	1:02,653	1:04,263	1:03,912
Lap 11	1:01,748	1:01,864	1:02,745	1:02,434	1:03,217	1:02,574	1:02,258	1:02,571	1:02,281	1:02,726	1:03,610	1:03,456
Lap 12	1:02,047	1:01,991	1:02,458	1:02,571	1:02,405	1:02,523	1:02,016	1:02,916	1:02,227	1:01,979	1:03,499	1:03,436
Lap 13	1:01,971	1:02,019	1:02,190	1:02,427	1:02,536	1:02,747	1:01,866	1:02,298	1:02,562	1:02,223	1:03,483	1:03,299
Lap 14	1:02,125	1:01,827	1:02,682	1:02,197	1:03,230	1:02,054	1:02,008	1:02,316	1:02,219	1:02,344	1:04,379	1:04,460
Lap 15	1:02,123	1:02,297	1:02,258	1:02,668	1:02,404	1:02,209	1:02,092	1:02,495	1:02,292	1:02,595	1:03,321	1:03,689
Lap 16	1:02,141	1:01,800	1:02,138	1:02,296	1:03,034	1:02,689	1:02,314	1:02,319	1:02,410	1:02,275	1:03,278	1:03,582
Lap 17	1:02,133	1:02,505	1:02,402	1:02,443	1:02,911	1:02,983	1:02,190	1:02,406	1:02,307	1:03,410	1:03,523	1:03,510
Lap 18	1:02,222	1:01,989	1:02,443	1:02,781	1:03,861	1:04,050	1:02,762	1:02,997	1:02,475	1:03,411	1:03,348	1:03,295
Lap 19	1:02,551	1:02,143	1:02,365	1:03,585	1:03,047	1:02,875	1:02,702	1:03,036	1:12,553	1:03,070	1:03,128	1:03,196
Lap 20	1:02,844	1:02,737	1:02,445	1:02,538	1:02,703	1:03,069	1:03,097	1:04,026	1:02,502	1:03,416	1:03,166	1:03,441
Lap 21	1:03,023	1:03,830	1:02,678	1:02,649	1:03,274	1:03,071	1:02,884	1:02,722	1:02,701	1:02,803	1:03,874	1:03,546

R 18 DSKC (KZ2) Race 1

Fahrername Driver	Reuters Dominik	Rothschopf Alexander	Schmarl Jürgen	Tabakovic Ronny	Kacirek Petr	Colella Luca	Kapetanidis Vinzent	Felbermayr Emma	Adams Tom	Federer Jannick	Krozser Menyhert	Negrutsa Mark
schnellste Runde in Runde	1:03,266 Rn. 12	1:03,166 Rn. 4	1:03,232 Rn. 7	1:02,020 Rn. 4	1:03,172 Rn. 4	1:03,139 Rn. 11	1:03,576 Rn. 4	1:03,501 Rn. 14	1:02,406 Rn. 13	1:02,818 Rn. 6	1:03,021 Rn. 12	1:02,476 Rn. 10
Speed	67,7 km/h	67,8 km/h	67,8 km/h	69,1 km/h	67,8 km/h	67,9 km/h	67,4 km/h	67,5 km/h	68,6 km/h	68,2 km/h	68,0 km/h	68,6 km/h
Lap 1	1:37,960	1:39,803	1:42,337	1:51,632	1:44,325	1:44,843	1:44,485	1:44,292	1:49,162	1:39,858	1:42,195	1:36,712
Lap 2	1:57,643	2:02,825	1:59,151	1:58,780	1:59,455	1:59,800	1:59,681	1:59,571	1:59,154	2:11,025	1:59,475	1:57,979
Lap 3	1:15,377	1:14,966	1:15,153	1:16,019	1:15,362	1:15,099	1:14,998	1:18,190	1:16,728	1:15,381	1:14,413	1:15,992
Lap 4	1:04,024	1:03,166	1:04,117	1:02,020	1:03,172	1:04,260	1:03,576	1:04,094	1:02,948	1:08,794	1:04,183	1:04,092
Lap 5	1:03,524	1:03,878	1:05,012	1:03,591	1:03,668	1:04,900	1:03,836	1:04,215	1:02,995	1:03,228	1:03,812	1:02,865
Lap 6	1:03,317	1:03,697	1:03,558	1:03,308	1:03,798	1:04,703	1:04,070	1:04,586	1:03,553	1:02,818	1:03,531	1:02,680
Lap 7	1:04,481	1:03,551	1:03,232	1:03,294	1:03,249	1:04,339	1:03,782	1:04,781	1:03,520	1:03,502	1:03,106	1:03,206
Lap 8	1:03,616	1:03,502	1:03,341	1:02,581	1:03,489	1:03,458	1:03,762	1:03,989	1:02,966	1:03,008	1:03,177	1:02,809
Lap 9	1:06,769	1:04,252	1:03,549	1:03,011	1:03,227	1:05,670	1:04,195	1:04,724	1:03,618	1:03,037	1:05,709	1:38,466
Lap 10	1:03,383	1:03,574	1:03,684	1:02,090	1:03,588	1:03,385	1:04,137	1:03,506	1:02,785	1:03,056	1:03,307	1:02,476
Lap 11	1:03,668	1:03,721	1:03,507	1:02,494	1:03,959	1:03,139	1:03,691	1:05,984	1:03,444	1:03,599	1:03,097	1:03,773
Lap 12	1:03,266	1:03,601	1:04,202	1:03,356	1:03,687	1:03,539	1:04,569	1:04,114	1:02,583	1:03,151	1:03,021	
Lap 13	1:03,769	1:03,960	1:03,498	1:03,756	1:04,631	1:03,496	1:03,857	1:04,010	1:02,406	1:03,206	1:03,114	
Lap 14	1:09,204	1:04,467	1:04,307	1:03,421	1:03,650	1:03,154	1:04,253	1:03,501	1:03,115	1:10,921	1:08,246	
Lap 15	1:04,137	1:03,609	1:05,444	1:09,686	1:04,982	1:03,484	1:04,296	1:03,983	1:03,719	1:03,165	1:03,798	
Lap 16	1:03,773	1:03,407	1:03,683	1:02,253	1:03,861	1:03,677	1:04,488	1:05,441	1:03,307	1:04,443		
Lap 17	1:03,941	1:03,598	1:03,785	1:02,464	1:04,038	1:03,434	1:04,328	1:03,566	1:03,182			
Lap 18	1:03,985	1:04,603	1:03,801	1:02,829	1:03,430	1:03,594	1:04,095	1:03,956				
Lap 19	1:03,565	1:05,931	1:04,354	1:04,381	1:05,100	1:03,338	1:04,043	1:03,771				
Lap 20	1:03,808	1:03,755	1:03,863	1:03,456	1:03,587	1:03,308	1:03,835	1:04,145				
Lap 21	1:03,609	1:03,999	1:03,920	1:04,062	1:03,927	1:03,157	1:04,142	1:04,508				

R 18 DSKC (KZ2) Race 1

Fahrername Driver	Kuypers Siep	Thomsen Lukas	Lauer Mario	Algre Ken Oskar	Jeffry Amer Harris	Reiböck Lukas	Gallasin Celian	Vanzon Bruno	Ernst Marcel	Mai Emanuel	Breitenbach Florian	Tillett Archie
schnellste Runde in Runde	1:02,844 Rn. 10	1:02,236 Rn. 6	1:02,968 Rn. 7	1:04,847 Rn. 4	1:19,039 Rn. 3							
Speed	68,2 km/h	68,8 km/h	68,0 km/h	66,1 km/h	54,2 km/h							
Lap 1	1:34,639	1:40,122	1:47,612	1:37,630	1:47,426							
Lap 2	1:58,066	1:59,753	1:59,349	1:57,551	1:59,054							
Lap 3	1:16,724	1:11,946	1:14,918	1:14,945	1:19,039							
Lap 4	1:03,406	1:03,529	1:04,001	1:04,847								
Lap 5	1:03,094	1:35,026	1:04,112									
Lap 6	1:02,915	1:02,236	1:03,932									
Lap 7	1:03,072	1:02,726	1:02,968									
Lap 8	1:03,366	1:03,468	1:03,408									
Lap 9	1:03,365											
Lap 10	1:02,844											
Lap 11												
Lap 12												
Lap 13												
Lap 14												
Lap 15												
Lap 16												
Lap 17												
Lap 18												
Lap 19												
Lap 20												
Lap 21												

R 18 DSKC (KZ2) Race 1

Ziel		Sektion 1		Sektion 2		Sektion 3	
Fahrername	Zeit	Fahrername	Zeit	Fahrername	Zeit	Fahrername	Zeit
1 309 Tröger,Niels	1:01,523	309 Tröger,Niels	0:22,012	315 Hensen,Linus	0:20,947	312 Rackl,Thomas	0:18,189
2 315 Hensen,Linus	1:01,748	312 Rackl,Thomas	0:22,146	309 Tröger,Niels	0:20,995	370 Billman,Simon	0:18,226
3 383 Stange,Max	1:01,866	383 Stange,Max	0:22,165	383 Stange,Max	0:21,156	315 Hensen,Linus	0:18,244
4 328 Bos,Jeroen	1:01,979	333 Negrutsa,Mark	0:22,170	332 Roos,Nikolas	0:21,186	332 Roos,Nikolas	0:18,275
5 314 Tabakovic,Ronny	1:02,020	315 Hensen,Linus	0:22,182	310 Adams,Tom	0:21,192	328 Bos,Jeroen	0:18,301
6 377 Walter,Luca	1:02,054	370 Billman,Simon	0:22,249	328 Bos,Jeroen	0:21,200	330 Holzem,Juliano	0:18,306
7 370 Billman,Simon	1:02,122	328 Bos,Jeroen	0:22,249	314 Tabakovic,Ronny	0:21,221	309 Tröger,Niels	0:18,313
8 330 Holzem,Juliano	1:02,138	346 Andrisani,Gianni	0:22,286	330 Holzem,Juliano	0:21,305	314 Tabakovic,Ronny	0:18,334
9 312 Rackl,Thomas	1:02,197	332 Roos,Nikolas	0:22,287	346 Andrisani,Gianni	0:21,306	385 Krozser,Menyhert	0:18,334
10 332 Roos,Nikolas	1:02,207	327 Kuypers,Siep	0:22,287	377 Walter,Luca	0:21,335	383 Stange,Max	0:18,349
11 346 Andrisani,Gianni	1:02,219	330 Holzem,Juliano	0:22,290	316 Thomsen,Lukas	0:21,344	377 Walter,Luca	0:18,351
12 316 Thomsen,Lukas	1:02,236	314 Tabakovic,Ronny	0:22,297	326 Naumann,Christian	0:21,349	382 Federer,Jannick	0:18,379
13 310 Adams,Tom	1:02,406	377 Walter,Luca	0:22,343	353 Rothschofp,Alexander	0:21,400	346 Andrisani,Gianni	0:18,400
14 333 Negrutsa,Mark	1:02,476	385 Krozser,Menyhert	0:22,383	370 Billman,Simon	0:21,431	320 Colella,Luca	0:18,414
15 382 Federer,Jannick	1:02,818	316 Thomsen,Lukas	0:22,436	333 Negrutsa,Mark	0:21,471	333 Negrutsa,Mark	0:18,416
16 327 Kuypers,Siep	1:02,844	382 Federer,Jannick	0:22,439	312 Rackl,Thomas	0:21,488	316 Thomsen,Lukas	0:18,456
17 352 Lauer,Mario	1:02,968	310 Adams,Tom	0:22,510	327 Kuypers,Siep	0:21,492	327 Kuypers,Siep	0:18,461
18 385 Krozser,Menyhert	1:03,021	352 Lauer,Mario	0:22,567	389 Jahns Müller,Robert	0:21,493	352 Lauer,Mario	0:18,501
19 389 Jahns Müller,Robert	1:03,077	326 Naumann,Christian	0:22,634	313 Kacirek,Petr	0:21,526	310 Adams,Tom	0:18,527
20 326 Naumann,Christian	1:03,128	320 Colella,Luca	0:22,699	320 Colella,Luca	0:21,574	317 Reuters,Dominik	0:18,561
21 320 Colella,Luca	1:03,139	313 Kacirek,Petr	0:22,728	391 Schmarl,Jürgen	0:21,591	353 Rothschofp,Alexander	0:18,606
22 353 Rothschofp,Alexander	1:03,166	317 Reuters,Dominik	0:22,756	382 Federer,Jannick	0:21,603	389 Jahns Müller,Robert	0:18,628
23 313 Kacirek,Petr	1:03,172	335 Felbermayr,Emma	0:22,772	385 Krozser,Menyhert	0:21,646	391 Schmarl,Jürgen	0:18,633
24 391 Schmarl,Jürgen	1:03,232	353 Rothschofp,Alexander	0:22,782	321 Kapetanidis,Vinzent	0:21,704	313 Kacirek,Petr	0:18,670
25 317 Reuters,Dominik	1:03,266	391 Schmarl,Jürgen	0:22,783	317 Reuters,Dominik	0:21,724	326 Naumann,Christian	0:18,688
26 335 Felbermayr,Emma	1:03,501	389 Jahns Müller,Robert	0:22,803	335 Felbermayr,Emma	0:21,756	335 Felbermayr,Emma	0:18,770
27 321 Kapetanidis,Vinzent	1:03,576	321 Kapetanidis,Vinzent	0:22,833	352 Lauer,Mario	0:21,794	321 Kapetanidis,Vinzent	0:18,849
28 351 Algre,Ken Oskar	1:04,847	351 Algre,Ken Oskar	0:23,519	351 Algre,Ken Oskar	0:22,177	351 Algre,Ken Oskar	0:19,151
29 322 Jefry,Amer Harris	1:19,039	322 Jefry,Amer Harris	0:31,271	322 Jefry,Amer Harris	0:23,834	322 Jefry,Amer Harris	0:20,871
30 357 Reiböck,Lukas		357 Reiböck,Lukas		357 Reiböck,Lukas		357 Reiböck,Lukas	
31 319 Gallasin,Celian		319 Gallasin,Celian		319 Gallasin,Celian		319 Gallasin,Celian	
32 387 Vanzan,Bruno		387 Vanzan,Bruno		387 Vanzan,Bruno		387 Vanzan,Bruno	
33 376 Ernst,Marcel		376 Ernst,Marcel		376 Ernst,Marcel		376 Ernst,Marcel	
34 306 Mai,Emanuel		306 Mai,Emanuel		306 Mai,Emanuel		306 Mai,Emanuel	
35 384 Breitenbach,Florian		384 Breitenbach,Florian		384 Breitenbach,Florian		384 Breitenbach,Florian	
36 380 Tillett,Archie		380 Tillett,Archie		380 Tillett,Archie		380 Tillett,Archie	

R 18 DSKC (KZ2) Race 1

Die schnellsten Zeiten

Ort	Nr. Fahrername	Streckentl.	Zeit	Ø Speed
Ziel	309 Träger,Niels	1190 m	1:01,523	69,6 km/h
Sektion 1	309 Träger,Niels	452 m	0:22,012	73,9 km/h
Sektion 2	315 Hensen, Linus	368 m	0:20,947	63,2 km/h
Sektion 3	312 Rackl,Thomas	370 m	0:18,189	73,2 km/h

	Smr.315 Hensen, Linus DEU			Smr.309 Träger,Niels DEU			Smr.330 Holzem,Juliano DEU			Smr.312 Rackl,Thomas DEU			Smr.332 Roos,Nikolas ZAF					
	Mach1 Motorsport - Kartschmie.de theoretisch mögliche Bestzeit 1:01,373	theoretisch mögliche Bestzeit 1:01,320	theoretisch mögliche Bestzeit 1:01,901	theoretisch mögliche Bestzeit 1:01,320	theoretisch mögliche Bestzeit 1:01,901	theoretisch mögliche Bestzeit 1:01,901	theoretisch mögliche Bestzeit 1:01,901	theoretisch mögliche Bestzeit 1:01,901	theoretisch mögliche Bestzeit 1:01,901	theoretisch mögliche Bestzeit 1:01,901	theoretisch mögliche Bestzeit 1:01,901	theoretisch mögliche Bestzeit 1:01,901	theoretisch mögliche Bestzeit 1:01,901	theoretisch mögliche Bestzeit 1:01,901				
best	1:01,748	0:20,947	0:18,244	1:01,523	0:20,995	0:18,313	1:02,138	0:22,290	0:21,305	0:18,306	1:02,197	0:22,146	0:21,488	0:18,189	1:02,207	0:22,287	0:21,186	0:18,275
Runde 1	1:31,927	0:24,024	0:30,475	1:33,875	0:24,955	0:31,369	1:31,895	0:23,717	0:30,740	0:37,438	1:33,104	0:24,508	0:31,175	0:37,421	1:34,001	0:24,994	0:31,502	0:37,505
Runde 2	1:57,943	0:45,621	0:35,747	1:57,902	0:45,143	0:35,991	1:58,015	0:45,245	0:35,945	0:36,825	1:57,719	0:44,986	0:35,970	0:36,763	1:58,069	0:45,959	0:35,586	0:36,524
Runde 3	1:18,651	0:32,190	0:24,453	1:17,921	0:31,084	0:24,637	1:18,196	0:31,754	0:24,470	0:21,972	1:18,201	0:31,374	0:24,611	0:22,216	1:17,423	0:31,023	0:24,431	0:21,969
Runde 4	1:02,729	0:22,673	0:21,745	1:03,044	0:22,280	0:22,451	1:03,043	0:22,399	0:22,304	0:18,340	1:03,902	0:22,502	0:22,896	0:18,504	1:03,886	0:22,761	0:22,377	0:18,748
Runde 5	1:02,323	0:22,359	0:21,323	1:01,856	0:22,012	0:21,106	1:02,424	0:22,376	0:21,511	0:18,537	1:02,966	0:22,469	0:21,780	0:18,717	1:02,544	0:22,461	0:21,605	0:18,478
Runde 6	1:01,916	0:22,182	0:21,317	1:02,757	0:22,666	0:21,345	1:03,430	0:22,712	0:21,759	0:18,959	1:02,433	0:22,547	0:21,697	0:18,189	1:03,485	0:23,020	0:21,836	0:18,629
Runde 7	1:01,782	0:22,321	0:21,217	1:01,628	0:22,076	0:21,197	1:02,576	0:22,657	0:21,332	0:18,587	1:02,405	0:22,437	0:21,595	0:18,373	1:02,207	0:22,287	0:21,329	0:18,591
Runde 8	1:02,077	0:22,297	0:21,165	1:01,850	0:22,367	0:21,142	1:02,485	0:22,604	0:21,319	0:18,562	1:02,373	0:22,382	0:21,488	0:18,503	1:02,287	0:22,603	0:21,186	0:18,498
Runde 9	1:02,211	0:22,330	0:21,327	1:01,523	0:22,089	0:21,023	1:02,568	0:22,608	0:21,311	0:18,649	1:02,601	0:22,344	0:21,720	0:18,537	1:02,241	0:22,358	0:21,608	0:18,275
Runde 10	1:01,805	0:22,398	0:21,138	1:01,819	0:22,203	0:21,172	1:02,337	0:22,338	0:21,360	0:18,639	1:02,481	0:22,303	0:21,814	0:18,364	1:03,606	0:22,809	0:21,761	0:19,036
Runde 11	1:01,748	0:22,312	0:20,947	1:01,864	0:22,387	0:20,995	1:02,745	0:22,521	0:21,547	0:18,677	1:02,434	0:22,295	0:21,699	0:18,440	1:03,217	0:22,925	0:21,695	0:18,597
Runde 12	1:02,047	0:22,475	0:21,181	1:01,991	0:22,519	0:21,081	1:02,458	0:22,502	0:21,420	0:18,536	1:02,571	0:22,422	0:21,723	0:18,426	1:02,405	0:22,470	0:21,560	0:18,375
Runde 13	1:01,971	0:22,399	0:21,148	1:02,019	0:22,212	0:21,315	1:02,190	0:22,290	0:21,531	0:18,369	1:02,427	0:22,146	0:21,603	0:18,678	1:02,536	0:22,725	0:21,390	0:18,421
Runde 14	1:02,125	0:22,491	0:21,158	1:01,827	0:22,266	0:21,063	1:02,682	0:22,717	0:21,425	0:18,540	1:02,197	0:22,289	0:21,501	0:18,407	1:03,230	0:22,825	0:21,801	0:18,604
Runde 15	1:02,123	0:22,471	0:21,390	1:02,297	0:22,573	0:21,127	1:02,258	0:22,416	0:21,431	0:18,411	1:02,668	0:22,477	0:21,678	0:18,513	1:02,404	0:22,333	0:21,273	0:18,798
Runde 16	1:02,141	0:22,379	0:21,413	1:01,800	0:22,247	0:21,221	1:02,138	0:22,429	0:21,403	0:18,306	1:02,296	0:22,254	0:21,573	0:18,469	1:03,034	0:22,619	0:21,442	0:18,973
Runde 17	1:02,133	0:22,537	0:21,252	1:02,505	0:22,390	0:21,635	1:02,402	0:22,470	0:21,472	0:18,460	1:02,443	0:22,228	0:21,718	0:18,497	1:02,911	0:22,639	0:21,505	0:18,767
Runde 18	1:02,222	0:22,244	0:21,392	1:01,989	0:22,343	0:21,142	1:02,443	0:22,424	0:21,487	0:18,532	1:02,781	0:22,387	0:21,893	0:18,501	1:03,861	0:23,400	0:21,621	0:18,840
Runde 19	1:02,551	0:22,701	0:21,348	1:02,143	0:22,423	0:21,370	1:02,365	0:22,515	0:21,416	0:18,434	1:03,585	0:22,361	0:22,470	0:18,754	1:03,047	0:22,491	0:21,770	0:18,786
Runde 20	1:02,844	0:22,677	0:21,579	1:02,737	0:22,733	0:21,475	1:02,445	0:22,458	0:21,305	0:18,682	1:02,538	0:22,402	0:21,674	0:18,462	1:02,703	0:22,639	0:21,427	0:18,637
Runde 21	1:03,023	0:22,687	0:21,623	1:03,830	0:22,928	0:21,865	1:02,678	0:22,600	0:21,550	0:18,528	1:02,649	0:22,573	0:21,586	0:18,490	1:03,274	0:22,736	0:21,644	0:18,894

R 18 DSXC (KZ2) Race 1

Die schnellsten Zeiten

Ort	Nr. Fahrername	Streckenl.	Zeit	Ø Speed
Ziel	309 Tröger,Niels	1190 m	1:01,523	69,6 km/h
Sektion 1	309 Tröger,Niels	452 m	0:22,012	73,9 km/h
Sektion 2	315 Hensen,Linus	368 m	0:20,947	63,2 km/h
Sektion 3	312 Rackd,Thomas	370 m	0:18,189	73,2 km/h

	Smr.377 Walter, Luca DEU		Smr.383 Sramge,Max ESP		Smr.370 Billman,Simon SWE		Smr.346 Andrisani,Gianni DEU		Smr.328 Bos,Jeroen NLD	
	Luca Walter	theoretisch mögliche Bestzeit	Dörr Motorsport	theoretisch mögliche Bestzeit	KH Racing Team	theoretisch mögliche Bestzeit	Mach1 Motorsport - Kartschmie.de	theoretisch mögliche Bestzeit	SP Motorsport	theoretisch mögliche Bestzeit
best	1:02,054	0:22,343	0:21,335	0:18,351	1:02,054	0:22,343	0:21,431	0:18,226	1:01,979	0:22,249
Runde 1	1:35,954	0:25,344	0:33,817	0:36,793	1:37,884	0:24,977	0:35,910	0:36,997	1:34,902	0:24,992
Runde 2	1:57,864	0:45,707	0:35,939	0:36,218	1:57,623	0:45,915	0:34,779	0:36,929	1:57,979	0:45,747
Runde 3	1:16,268	0:31,977	0:22,912	0:21,379	1:15,288	0:32,937	0:21,770	0:20,581	1:16,647	0:31,017
Runde 4	1:03,970	0:23,310	0:22,182	0:18,478	1:03,435	0:22,969	0:21,694	0:18,772	1:07,437	0:22,947
Runde 5	1:03,032	0:22,376	0:21,581	0:19,075	1:02,753	0:22,676	0:21,274	0:18,803	1:03,469	0:22,710
Runde 6	1:02,623	0:22,446	0:21,520	0:18,657	1:02,446	0:22,696	0:21,302	0:18,448	1:02,003	0:22,341
Runde 7	1:02,893	0:22,781	0:21,609	0:18,503	1:02,899	0:22,766	0:21,453	0:18,680	1:02,955	0:22,985
Runde 8	1:02,930	0:22,757	0:21,725	0:18,448	1:02,762	0:22,665	0:21,438	0:18,659	1:02,920	0:22,336
Runde 9	1:02,695	0:22,544	0:21,516	0:18,635	1:07,952	0:22,864	0:26,446	0:18,642	1:02,020	0:22,336
Runde 10	1:02,848	0:22,683	0:21,548	0:18,617	1:02,273	0:22,544	0:21,296	0:18,433	1:02,427	0:22,525
Runde 11	1:02,574	0:22,569	0:21,598	0:18,407	1:02,258	0:22,417	0:21,252	0:18,589	1:02,653	0:22,451
Runde 12	1:02,523	0:22,456	0:21,684	0:18,383	1:02,016	0:22,165	0:21,457	0:18,394	1:02,726	0:22,365
Runde 13	1:02,747	0:22,757	0:21,535	0:18,455	1:01,866	0:22,346	0:21,171	0:18,349	1:01,979	0:22,276
Runde 14	1:02,054	0:22,343	0:21,335	0:18,376	1:02,008	0:22,359	0:21,222	0:18,427	1:02,223	0:22,361
Runde 15	1:02,209	0:22,518	0:21,340	0:18,351	1:02,092	0:22,477	0:21,156	0:18,459	1:02,344	0:22,568
Runde 16	1:02,689	0:22,506	0:21,536	0:18,647	1:02,314	0:22,586	0:21,314	0:18,414	1:02,595	0:22,547
Runde 17	1:02,983	0:22,998	0:21,523	0:18,462	1:02,190	0:22,256	0:21,581	0:18,353	1:02,275	0:22,249
Runde 18	1:04,050	0:23,502	0:21,829	0:18,719	1:02,762	0:22,718	0:21,453	0:18,591	1:03,410	0:22,780
Runde 19	1:02,875	0:22,443	0:21,734	0:18,698	1:02,702	0:22,884	0:21,356	0:18,462	1:03,411	0:22,891
Runde 20	1:03,069	0:22,741	0:21,824	0:18,504	1:03,097	0:22,942	0:21,567	0:18,588	1:03,070	0:22,628
Runde 21	1:03,071	0:22,691	0:21,613	0:18,767	1:02,884	0:22,636	0:21,541	0:18,707	1:03,416	0:22,956
					1:02,884	0:22,636	0:21,541	0:18,707	1:02,803	0:22,498
					1:02,884	0:22,636	0:21,541	0:18,707	1:02,803	0:22,498

R 18 DSXC (KZ2) Race 1

Die schnellsten Zeiten

Ort	Nr. Fahrername	Streckentl.	Zeit	Ø Speed
Ziel	309 Tröger,Niels	1190 m	1:01,523	69,6 km/h
Sektion 1	309 Tröger,Niels	452 m	0:22,012	73,9 km/h
Sektion 2	315 Hensen,Linus	368 m	0:20,947	63,2 km/h
Sektion 3	312 Rackd,Thomas	370 m	0:18,189	73,2 km/h

	Snr.326 Naumann,Christian DEU C.K.R. SRL		Snr.389 Jahnsmüller,Robert DEU Team NKS		Snr.317 Reuters,Dominik DEU AP-Racing		Snr.353 Rothschoopf,Alexander AUT BIREL ART RACING KSW		Snr.391 Schmarl,Jürgen AUT BIREL ART RACING KSW							
	theoretisch mögliche Bestzeit	Ziel	theoretisch mögliche Bestzeit	Ziel	theoretisch mögliche Bestzeit	Ziel	theoretisch mögliche Bestzeit	Ziel	theoretisch mögliche Bestzeit	Ziel						
best	1:03,128	0:22,634	0:21,349	0:18,688	1:03,077	0:22,803	0:21,493	0:18,628	1:03,166	0:22,782	0:21,400	0:18,606	1:03,232	0:22,783	0:21,591	0:18,633
Runde 1	1:40,337	0:25,587	0:38,226	0:36,524	1:41,088	0:25,823	0:39,014	0:36,251	1:39,803	0:25,848	0:37,031	0:36,924	1:42,337	0:27,114	0:39,264	0:35,959
Runde 2	1:59,096	0:45,043	0:34,268	0:39,785	1:58,845	0:44,674	0:34,990	0:39,181	2:02,825	0:48,531	0:34,894	0:39,400	1:59,151	0:44,763	0:35,035	0:39,353
Runde 3	1:14,838	0:33,943	0:22,022	0:18,873	1:14,880	0:34,035	0:21,732	0:19,113	1:14,966	0:33,891	0:21,908	0:19,167	1:15,153	0:33,712	0:22,043	0:19,398
Runde 4	1:03,210	0:22,778	0:21,744	0:18,688	1:03,769	0:22,822	0:21,963	0:18,984	1:04,074	0:22,952	0:22,468	0:18,604	1:04,117	0:23,581	0:21,675	0:18,861
Runde 5	1:03,785	0:23,203	0:21,706	0:18,876	1:03,813	0:23,216	0:21,644	0:18,953	1:03,524	0:22,756	0:21,965	0:18,803	1:05,012	0:23,669	0:22,602	0:18,741
Runde 6	1:03,330	0:23,021	0:21,481	0:18,828	1:03,700	0:23,021	0:21,770	0:18,909	1:03,317	0:23,014	0:21,742	0:18,561	1:03,558	0:22,997	0:21,717	0:18,844
Runde 7	1:03,580	0:23,058	0:21,680	0:18,842	1:03,358	0:22,941	0:21,607	0:18,810	1:04,481	0:23,078	0:22,358	0:19,045	1:03,232	0:22,918	0:21,591	0:18,723
Runde 8	1:03,459	0:22,913	0:21,730	0:18,816	1:03,077	0:22,875	0:21,493	0:18,709	1:03,616	0:22,980	0:21,889	0:18,747	1:03,341	0:23,089	0:21,619	0:18,633
Runde 9	1:03,166	0:22,975	0:21,349	0:18,842	1:03,486	0:23,008	0:21,787	0:18,691	1:06,769	0:23,174	0:21,764	0:18,831	1:03,549	0:22,950	0:21,693	0:18,906
Runde 10	1:04,263	0:23,431	0:21,716	0:19,116	1:03,912	0:23,092	0:21,836	0:18,984	1:03,383	0:22,882	0:21,724	0:18,777	1:03,684	0:22,948	0:21,871	0:18,865
Runde 11	1:03,610	0:23,070	0:21,461	0:19,079	1:03,456	0:22,896	0:21,807	0:18,753	1:03,668	0:22,897	0:22,043	0:18,728	1:03,507	0:22,783	0:21,940	0:18,784
Runde 12	1:03,499	0:22,989	0:21,487	0:19,023	1:03,436	0:23,030	0:21,620	0:18,786	1:03,266	0:22,828	0:21,733	0:18,705	1:04,202	0:23,331	0:21,973	0:18,898
Runde 13	1:03,483	0:22,777	0:21,734	0:18,972	1:03,299	0:22,803	0:21,673	0:18,823	1:03,769	0:23,104	0:21,827	0:18,838	1:03,498	0:22,854	0:21,884	0:18,760
Runde 14	1:04,379	0:23,122	0:22,342	0:18,915	1:04,460	0:22,900	0:22,562	0:18,998	1:09,204	0:22,987	0:27,051	0:19,166	1:04,307	0:22,841	0:22,202	0:19,264
Runde 15	1:03,321	0:23,005	0:21,570	0:18,746	1:03,689	0:23,103	0:21,870	0:18,716	1:04,137	0:23,023	0:22,140	0:18,974	1:05,444	0:23,675	0:22,135	0:19,634
Runde 16	1:03,278	0:22,682	0:21,593	0:19,003	1:03,582	0:23,110	0:21,725	0:18,747	1:03,773	0:22,954	0:22,051	0:18,768	1:03,683	0:23,135	0:21,753	0:18,795
Runde 17	1:03,523	0:22,634	0:21,800	0:19,089	1:03,510	0:22,972	0:21,708	0:18,830	1:03,941	0:23,002	0:21,958	0:18,981	1:03,785	0:22,835	0:22,109	0:18,841
Runde 18	1:03,348	0:22,956	0:21,553	0:18,839	1:03,295	0:22,878	0:21,693	0:18,724	1:03,985	0:23,128	0:21,801	0:19,056	1:03,801	0:23,132	0:21,965	0:18,704
Runde 19	1:03,128	0:22,684	0:21,596	0:18,848	1:03,196	0:22,885	0:21,534	0:18,777	1:03,565	0:23,067	0:21,820	0:18,678	1:04,354	0:23,621	0:21,853	0:18,880
Runde 20	1:03,166	0:22,770	0:21,561	0:18,835	1:03,441	0:22,815	0:21,785	0:18,841	1:03,808	0:22,959	0:21,929	0:18,920	1:03,863	0:23,180	0:21,886	0:18,797
Runde 21	1:03,874	0:23,129	0:21,761	0:18,984	1:03,546	0:23,022	0:21,896	0:18,628	1:03,609	0:22,960	0:21,868	0:18,781	1:03,920	0:23,219	0:21,689	0:19,012

R 18 DS/K (KZ2) Race 1

Die schnellsten Zeiten

Ort	Nr. Fahrername	Streckentl.	Zeit	Ø Speed
Ziel	309 Tröger,Niels	1190 m	1:01,523	69,6 km/h
Sektion 1	309 Tröger,Niels	452 m	0:22,012	73,9 km/h
Sektion 2	315 Hensen,Linus	368 m	0:20,947	63,2 km/h
Sektion 3	312 Rackl,Thomas	370 m	0:18,189	73,2 km/h

	Snr.314 Tabakovic,Romy DEU C.K.R. SRL		Snr.313 Kacirek,Petr CZE DUCK RACING AUTOKLUB v ACR		Snr.320 Colella,Luca DEU APEX Performance Racing Team		Snr.321 Kopetanidis,Vinzent DEU AP-Racing		Snr.335 Felbermayr,Emma AUT TB Racing Team							
	theoretisch mögliche Bestzeit	Ziel	theoretisch mögliche Bestzeit	Ziel	theoretisch mögliche Bestzeit	Ziel	theoretisch mögliche Bestzeit	Ziel	theoretisch mögliche Bestzeit	Ziel						
best	1:02,020	0:22,297	0:21,221	0:18,334	1:03,172	0:22,728	0:21,526	0:18,670	1:03,576	0:22,833	0:21,704	0:18,849	1:03,501	0:22,772	0:21,756	0:18,770
Runde 1	1:51,632	1:02,954	0:21,536	0:27,142	1:44,325	0:29,309	0:39,268	0:35,748	1:44,843	0:29,305	0:39,512	0:36,026	1:44,292	0:29,475	0:39,056	0:35,761
Runde 2	1:58,780	0:44,848	0:36,099	0:37,833	1:59,455	0:45,180	0:35,067	0:39,208	1:59,800	0:45,341	0:35,915	0:38,544	1:59,571	0:45,055	0:35,009	0:39,507
Runde 3	1:16,019	0:33,187	0:23,750	0:19,082	1:15,362	0:34,632	0:21,842	0:18,888	1:15,099	0:33,876	0:22,153	0:19,070	1:18,190	0:34,360	0:22,164	0:21,666
Runde 4	1:02,020	0:22,297	0:21,294	0:18,429	1:03,172	0:22,832	0:21,670	0:18,670	1:04,260	0:23,018	0:22,313	0:18,929	1:04,094	0:22,886	0:22,139	0:19,069
Runde 5	1:03,591	0:22,780	0:21,817	0:18,994	1:03,668	0:22,934	0:21,892	0:18,842	1:04,900	0:23,885	0:22,120	0:18,895	1:04,215	0:22,978	0:22,373	0:18,864
Runde 6	1:03,308	0:22,551	0:21,734	0:19,023	1:03,798	0:23,186	0:21,869	0:18,743	1:04,703	0:23,730	0:21,937	0:19,036	1:04,586	0:22,956	0:22,560	0:19,070
Runde 7	1:03,294	0:23,160	0:21,699	0:18,435	1:03,249	0:22,958	0:21,526	0:18,765	1:04,339	0:23,498	0:22,192	0:18,649	1:04,781	0:22,976	0:22,421	0:19,384
Runde 8	1:02,581	0:22,572	0:21,389	0:18,620	1:03,489	0:22,893	0:21,886	0:18,710	1:03,458	0:23,055	0:21,688	0:18,715	1:03,989	0:23,343	0:21,817	0:18,829
Runde 9	1:03,011	0:22,624	0:21,614	0:18,773	1:03,227	0:22,905	0:21,615	0:18,707	1:05,670	0:23,037	0:22,011	0:20,622	1:04,724	0:22,849	0:22,136	0:19,739
Runde 10	1:02,090	0:22,445	0:21,221	0:18,424	1:03,588	0:23,022	0:21,895	0:18,671	1:03,385	0:22,754	0:21,925	0:18,706	1:04,137	0:22,772	0:21,908	0:18,826
Runde 11	1:02,494	0:22,567	0:21,593	0:18,334	1:03,959	0:23,396	0:21,732	0:18,831	1:03,139	0:22,872	0:21,574	0:18,693	1:03,691	0:22,779	0:22,034	0:21,171
Runde 12	1:03,356	0:22,875	0:21,725	0:18,756	1:03,687	0:23,179	0:21,782	0:18,726	1:03,539	0:23,134	0:21,661	0:18,744	1:04,114	0:23,504	0:21,756	0:18,854
Runde 13	1:03,756	0:22,960	0:21,988	0:18,808	1:04,631	0:23,195	0:22,307	0:19,129	1:03,496	0:22,832	0:21,874	0:18,790	1:03,857	0:22,931	0:21,910	0:18,999
Runde 14	1:03,421	0:22,644	0:21,781	0:18,996	1:03,650	0:22,728	0:21,980	0:18,942	1:03,154	0:22,947	0:21,793	0:18,414	1:04,253	0:23,471	0:21,841	0:18,829
Runde 15	1:09,686	0:23,226	0:21,762	0:24,698	1:04,982	0:23,287	0:22,213	0:19,482	1:03,484	0:22,956	0:21,786	0:18,742	1:04,296	0:23,108	0:21,946	0:19,063
Runde 16	1:02,253	0:22,597	0:21,243	0:18,413	1:03,861	0:23,040	0:22,042	0:18,779	1:03,677	0:23,288	0:21,669	0:18,720	1:04,488	0:23,507	0:22,072	0:18,909
Runde 17	1:02,464	0:22,391	0:21,508	0:18,565	1:04,038	0:22,863	0:21,980	0:19,195	1:03,494	0:22,884	0:21,937	0:18,613	1:04,328	0:23,493	0:21,960	0:18,875
Runde 18	1:02,829	0:22,734	0:21,686	0:18,409	1:03,430	0:23,002	0:21,705	0:18,723	1:03,594	0:22,995	0:21,890	0:18,709	1:04,095	0:23,032	0:22,019	0:19,044
Runde 19	1:04,381	0:23,265	0:22,389	0:18,727	1:05,100	0:23,912	0:22,155	0:19,033	1:03,338	0:22,699	0:22,121	0:18,518	1:04,043	0:23,014	0:21,900	0:19,129
Runde 20	1:03,456	0:23,084	0:21,790	0:18,582	1:03,587	0:23,066	0:21,819	0:18,702	1:03,308	0:22,860	0:22,010	0:18,438	1:03,835	0:23,126	0:21,704	0:19,005
Runde 21	1:04,062	0:23,236	0:22,030	0:18,796	1:03,927	0:23,002	0:21,876	0:19,049	1:03,157	0:22,788	0:21,676	0:18,693	1:04,142	0:22,833	0:22,224	0:19,085

R 18 DSKC (KZ2) Race 1

Die schnellsten Zeiten

Ort	Nr. Fahrername	Streckentl.	Zeit	Ø Speed
Ziel	309 Tröger,Niels	1190 m	1:01,523	69,6 km/h
Sektion 1	309 Tröger,Niels	452 m	0:22,012	73,9 km/h
Sektion 2	315 Hensen, Linus	368 m	0:20,947	63,2 km/h
Sektion 3	312 Rackd,Thomas	370 m	0:18,189	73,2 km/h

	Smr.310 Adams, Tom GBR		Smr.382 Federer, Jannick ITA		Smr.385 Kroszer, Menyherth HUN		Smr.333 Negrusa, Mark MDA		Smr.327 Kuypers, Sjep NLD	
	Maranello SRP Factory Team theoretisch mögliche Bestzeit 1:02,229	Ziel Sektion 1 Sektion 2 Sektion 3	Maranello SRP Factory Team theoretisch mögliche Bestzeit 1:02,421	Ziel Sektion 1 Sektion 2 Sektion 3	Dörr Motorsport theoretisch mögliche Bestzeit 1:02,363	Ziel Sektion 1 Sektion 2 Sektion 3	BIREL ART RACING KSW theoretisch mögliche Bestzeit 1:02,057	Ziel Sektion 1 Sektion 2 Sektion 3	CRG Holland theoretisch mögliche Bestzeit 1:02,240	Ziel Sektion 1 Sektion 2 Sektion 3
best	1:02,406	0:22,510 0:21,192 0:18,527	1:02,818	0:22,439 0:21,603 0:18,379	1:03,021	0:22,383 0:21,646 0:18,334	1:02,476	0:22,170 0:21,471 0:18,416	1:02,844	0:22,287 0:21,492 0:18,461
Runde 1	1:49,162	0:59,588 0:22,121 0:27,453	1:39,858	0:25,113 0:38,605 0:36,140	1:42,195	0:27,016 0:39,607 0:35,572	1:36,712	0:25,318 0:34,842 0:36,552	1:34,639	0:24,539 0:33,380 0:36,770
Runde 2	1:59,154	0:44,771 0:36,212 0:38,171	2:11,025	1:20,970 0:21,603 0:28,452	1:59,475	0:45,103 0:35,068 0:39,304	1:57,979	0:45,919 0:35,988 0:36,072	1:58,066	0:45,897 0:35,732 0:36,437
Runde 3	1:16,728	0:33,419 0:23,705 0:19,604	1:15,381	0:33,235 0:23,046 0:19,100	1:14,413	0:33,571 0:22,033 0:18,809	1:15,992	0:32,266 0:22,360 0:21,366	1:16,724	0:31,489 0:23,734 0:21,501
Runde 4	1:02,948	0:22,876 0:21,394 0:18,678	1:08,794	0:28,427 0:21,814 0:18,553	1:04,183	0:23,670 0:21,708 0:18,805	1:04,092	0:23,252 0:22,221 0:18,619	1:03,406	0:23,165 0:21,716 0:18,525
Runde 5	1:02,935	0:22,953 0:21,192 0:18,790	1:03,228	0:23,012 0:21,837 0:18,379	1:03,812	0:22,896 0:22,473 0:18,443	1:02,865	0:22,486 0:21,699 0:18,680	1:03,094	0:22,694 0:21,737 0:18,663
Runde 6	1:03,553	0:23,128 0:21,879 0:18,546	1:02,818	0:22,615 0:21,671 0:18,532	1:03,531	0:23,406 0:21,731 0:18,394	1:02,680	0:22,694 0:21,471 0:18,515	1:02,915	0:22,609 0:21,719 0:18,587
Runde 7	1:03,520	0:22,964 0:21,614 0:18,942	1:03,502	0:22,600 0:22,411 0:18,491	1:03,106	0:23,034 0:21,738 0:18,334	1:03,206	0:22,704 0:21,728 0:18,694	1:03,072	0:22,723 0:21,727 0:18,622
Runde 8	1:02,966	0:22,944 0:21,342 0:18,680	1:03,008	0:22,504 0:21,818 0:18,686	1:03,177	0:22,938 0:21,737 0:18,502	1:02,809	0:22,473 0:21,674 0:18,662	1:03,366	0:22,774 0:21,492 0:19,100
Runde 9	1:03,618	0:22,910 0:21,887 0:18,821	1:03,037	0:22,439 0:22,065 0:18,533	1:05,709	0:22,600 0:21,849 0:21,260	1:38,466	0:22,653 0:57,099 0:18,714	1:03,365	0:22,900 0:21,841 0:18,624
Runde 10	1:02,785	0:22,545 0:21,522 0:18,718	1:03,056	0:22,601 0:21,747 0:18,708	1:03,307	0:23,049 0:21,707 0:18,551	1:02,476	0:22,246 0:21,814 0:18,416	1:02,844	0:22,287 0:22,096 0:18,461
Runde 11	1:03,444	0:22,957 0:21,763 0:18,724	1:03,599	0:22,668 0:22,233 0:18,698	1:03,097	0:22,787 0:21,646 0:18,664	1:03,773	0:22,170 0:21,646 0:19,957		0:22,472
Runde 12	1:02,583	0:22,738 0:21,239 0:18,606	1:03,151	0:22,691 0:21,841 0:18,619	1:03,021	0:22,722 0:21,846 0:18,453				
Runde 13	1:02,406	0:22,510 0:21,369 0:18,527	1:03,206	0:22,764 0:21,902 0:18,540	1:03,114	0:22,383 0:22,163 0:18,568				
Runde 14	1:03,115	0:22,713 0:21,718 0:18,684	1:10,921	0:30,335 0:21,892 0:18,694	1:08,246	0:27,773 0:22,083 0:18,440				
Runde 15	1:03,719	0:23,108 0:21,926 0:18,685	1:03,165	0:22,717 0:21,793 0:18,655	1:03,798	0:23,060 0:21,975 0:18,763				
Runde 16	1:03,307	0:22,561 0:21,847 0:18,899	1:04,443	0:22,681 0:21,793 0:19,969		0:23,090				
Runde 17	1:03,182	0:22,938 0:21,633 0:18,611								
Runde 18	1:02,902	0:22,675 0:21,579 0:18,648								
Runde 19		0:22,575 0:21,564								



R 18 DSKC (KZZ) Race 1

Die schnellsten Zeiten

Ort	Nr. Fahrername	Zeit	Streckenl.	Ø Speed
Ziel	309 Tröger,Niels	1:01,523	1190 m	69,6 km/h
Sektion 1	309 Tröger,Niels	0:22,012	452 m	73,9 km/h
Sektion 2	315 Hensen, Linus	0:20,947	368 m	63,2 km/h
Sektion 3	312 Rackd,Thomas	0:18,189	370 m	73,2 km/h

	Snr.316 Thomsen,Lukas DEU	Snr.352 Lauer,Mario DEU	Snr.351 Algre,Ken Oskar EST	Snr.322 Jetry,Amer Harris MYS	Snr.357 Reiböck,Lukas AUT
	Mach1 Motorsport - Kartschmie.de theoretisch mögliche Bestzeit 1:02,236	APEX Performance Racing Team theoretisch mögliche Bestzeit 1:02,862	Marranello SRP Factory Team theoretisch mögliche Bestzeit 1:04,847	CPB Sport theoretisch mögliche Bestzeit 1:15,976	BIREL ART RACING KSW theoretisch mögliche Bestzeit 0:00,000
best	Ziel Sektion 1 Sektion 2 Sektion 3 1:02,236 0:22,436 0:21,344 0:18,456	Ziel Sektion 1 Sektion 2 Sektion 3 1:02,968 0:22,567 0:21,794 0:18,501	Ziel Sektion 1 Sektion 2 Sektion 3 1:04,847 0:23,519 0:22,177 0:19,151	Ziel Sektion 1 Sektion 2 Sektion 3 1:19,039 0:31,271 0:23,834 0:20,871	Ziel Sektion 1 Sektion 2 Sektion 3 theoretisch mögliche Bestzeit 0:00,000
Runde 1	1:40,172 0:25,554 0:37,631 0:36,937	1:47,612 0:31,730 0:39,876 0:36,006	1:37,630 0:25,128 0:35,487 0:37,015	1:47,426 0:31,271 0:39,839 0:36,316	
Runde 2	1:59,753 0:45,197 0:34,336 0:40,220	1:59,349 0:44,935 0:36,287 0:38,127	1:57,551 0:45,378 0:35,423 0:36,750	1:59,054 0:44,898 0:36,130 0:38,026	
Runde 3	1:11,946 0:30,831 0:21,583 0:19,532	1:14,918 0:33,851 0:22,185 0:18,882	1:14,945 0:32,414 0:22,239 0:20,292	1:19,039 0:34,334 0:23,834 0:20,871	
Runde 4	1:03,529 0:22,493 0:22,100 0:18,936	1:04,001 0:23,289 0:22,098 0:18,614	1:04,847 0:23,519 0:22,177 0:19,151		
Runde 5	1:35,026 0:22,589 0:53,709 0:18,728	1:04,112 0:23,010 0:22,254 0:18,848			
Runde 6	1:02,236 0:22,436 0:21,344 0:18,456	1:03,932 0:22,843 0:22,524 0:18,565			
Runde 7	1:02,726 0:22,609 0:21,587 0:18,530	1:02,968 0:22,567 0:21,794 0:18,607			
Runde 8	1:03,468 0:22,544 0:21,631 0:19,293	1:03,408 0:22,835 0:22,072 0:18,501			
Runde 9		0:23,172			

R 18 DSKC (KZ2) Race 1

Die schnellsten Zeiten

Ort	Nr. Fahrername	Zeit	Streckenl.	Ø Speed
Ziel	309 Tröger,Niels	1:01,523	1190 m	69,6 km/h
Sektion 1	309 Tröger,Niels	0:22,012	452 m	73,9 km/h
Sektion 2	315 Hensen, Linus	0:20,947	368 m	63,2 km/h
Sektion 3	312 Rackd,Thomas	0:18,189	370 m	73,2 km/h

best	Snr:319 Gallasin,Celion FRA Maramello SRP Factory Team theoretisch mögliche Bestzeit 0:00,000 Ziel Sektion 1 Sektion 2 Sektion 3	Snr:387 Vanzan,Bruno ITA Bruno Vanzan theoretisch mögliche Bestzeit 0:00,000 Ziel Sektion 1 Sektion 2 Sektion 3	Snr:376 Ernst,Marcel DEU Marcel Ernst theoretisch mögliche Bestzeit 0:00,000 Ziel Sektion 1 Sektion 2 Sektion 3	Snr:306 Mai,Emanuel DEU Solgat Motorsport theoretisch mögliche Bestzeit 0:00,000 Ziel Sektion 1 Sektion 2 Sektion 3	Snr:384 Breitenbach,Florian DEU Nees Racing theoretisch mögliche Bestzeit 0:00,000 Ziel Sektion 1 Sektion 2 Sektion 3
Runde 1					
Runde 2					

R 18 DSKC (KZ2) Race 1

Die schnellsten Zeiten

Ort	Nr. Fahrername	Zeit	Streckenl.	Ø Speed
Ziel	309 Tröger,Niels	1:01,523	1190 m	69,6 km/h
Sektion 1	309 Tröger,Niels	0:22,012	452 m	73,9 km/h
Sektion 2	315 Hensen,Linus	0:20,947	368 m	63,2 km/h
Sektion 3	312 Rackd,Thomas	0:18,189	370 m	73,2 km/h

Stnr.380 Tilleit,Archie

GBR

Maranello SRP Factory Team

theoretisch mögliche Bestzeit 0:00,000

Ziel Sektion 1 Sektion 2 Sektion 3

Ziel

Sektion 1

Sektion 2

Sektion 3

Ziel

Sektion 1

Sektion 2

Sektion 3

Ziel

Sektion 1

Sektion 2

Sektion 3

Ziel

Sektion 1

Sektion 2

Sektion 3

Ziel

Sektion 1

Sektion 2

Sektion 3

best

Runde 1

Runde 2

warm up DSKC (K22)

Strecke / track: 1190m

started: 36 classified: 36 not classified: 0

Pos	Stf. Nr.	Fahrer Driver	Nation	Bewerber / Sponsor	Nation	Lizenz R.Lizenz	Chassis / Motor / Reifen	Runden Laps	Differenz	Abstand Gap	beste Runde best Lap	in R. in L.	o Beschw. o Speed
1	315	HENSEN, Linus	DEU	Mach1 Motorsport - Kartschmie.de	DEU	10705 16686	Mach 1 / TM / VEGA	6			1:01,084	3	70,1 km/h
2	309	TRÖGER, Niels	DEU	Maranello SRP Factory Team	DEU	18256 16067	Maranello / TM / VEGA	9	0:00,083	0:00,083	1:01,167	7	70,0 km/h
3	328	BOS, Jeroen	NLD	SP Motorsport	NLD	21799 47253	KR / TM / VEGA	9	0:00,096	0:00,013	1:01,180	4	70,0 km/h
4	312	RACKL, Thomas	DEU	Maranello SRP Factory Team	DEU	10288 16067	Maranello / TM / VEGA	8	0:00,100	0:00,004	1:01,184	4	70,0 km/h
5	346	ANDRISANI, Gianni	DEU	Mach1 Motorsport - Kartschmie.de	DEU	13762 16686	Mach 1 / TM / VEGA	9	0:00,115	0:00,015	1:01,199	4	70,0 km/h
6	333	NEGRUTSA, Mark	MDA	BIREL ART RACING KSW	AUT	MDIK230002 BK102	Birel Art / TM / VEGA	8	0:00,207	0:00,092	1:01,291	7	69,9 km/h
7	357	REIBÖCK, Lukas	AUT	BIREL ART RACING KSW	AUT	JAZ158 BK102	Birel Art / TM / VEGA	9	0:00,293	0:00,086	1:01,377	5	69,8 km/h
8	383	STANGE, Max	ESP	Dörr Motorsport	DEU	ITE-0251-ESP 16982	KR / IAME / VEGA	9	0:00,445	0:00,152	1:01,529	7	69,6 km/h
9	316	THOMSEN, Lukas	DEU	Mach1 Motorsport - Kartschmie.de	DEU	12991 16686	Mach 1 / TM / VEGA	8	0:00,514	0:00,069	1:01,598	2	69,5 km/h
10	332	ROOS, Nikolas	ZAF	CRG Holland	NLD	6601 15521 007	CRG / TM / VEGA	5	0:00,568	0:00,054	1:01,652	3	69,5 km/h
11	377	WALTER, Luca	DEU	Luca Walter	DEU	14151 14151	Alpha / TM / VEGA	9	0:00,626	0:00,058	1:01,710	3	69,4 km/h
12	330	HOLZEM, Juliano	DEU	CPB Sport	FRA	11246 232241-1	Sodikart / TM / VEGA	9	0:00,629	0:00,003	1:01,713	7	69,4 km/h
13	384	BREITENBACH, Florian	DEU	Nees Racing	DEU	16880 17863	Maranello / TM / VEGA	7	0:00,688	0:00,059	1:01,772	6	69,4 km/h
14	310	ADAMS, Tom	GBR	Maranello SRP Factory Team	DEU	274267 16067	Maranello / TM / VEGA	9	0:00,782	0:00,094	1:01,866	5	69,2 km/h
15	382	FEDERER, Jannick	ITA	Maranello SRP Factory Team	DEU	504448 16067	Maranello / TM / VEGA	9	0:01,066	0:00,284	1:02,150	7	68,9 km/h
16	322	JEFREY, Amer Harris	MYS	CPB Sport	FRA	030708-14-0103 232241-3	Sodikart / TM / VEGA	9	0:01,102	0:00,036	1:02,186	6	68,9 km/h
17	335	FELBERMAYR, Emma	AUT	TB Racing Team	DEU	JK2003 12562	KR / TM / VEGA	9	0:01,179	0:00,077	1:02,263	9	68,8 km/h
18	376	ERNST, Marcel	DEU	Marcel Ernst	DEU	34772 34772	Lenzokart / TM / VEGA	9	0:01,365	0:00,186	1:02,449	5	68,6 km/h
19	351	ALGRE, Ken Oskar	EST	Maranello SRP Factory Team	DEU	23026 16067	Maranello / TM / VEGA	8	0:01,385	0:00,020	1:02,469	8	68,6 km/h
20	380	TILLET, Archie	GBR	Maranello SRP Factory Team	DEU	214662 16067	Maranello / TM / VEGA	4	0:01,445	0:00,060	1:02,529	4	68,5 km/h
21	327	KUYPERS, Siep	NLD	CRG Holland	NLD	52719 15521	CRG / TM / VEGA	9	0:01,463	0:00,018	1:02,547	7	68,5 km/h
22	313	KACIREK, Petr	CZE	DUCK RACING AUTOKLUB v ACR	CZE	23AS0116 23AT00161	MS Kart / TM / VEGA	9	0:01,533	0:00,070	1:02,617	8	68,4 km/h
23	370	BILLMAN, Simon	SWE	KH Racing Team	SWE	87167 539	Birel Art / Modena / VEGA	8	0:01,624	0:00,091	1:02,708	4	68,3 km/h
24	320	COLELLA, Luca	DEU	APEX Performance Racing Team	DEU	21369 21544	Maranello / TM / VEGA	8	0:01,647	0:00,023	1:02,731	8	68,3 km/h
25	389	JAHNMÜLLER, Robert	DEU	Team NKS	DEU	11924 29153	DR / / VEGA	9	0:01,669	0:00,022	1:02,753	4	68,3 km/h
26	321	KAPETANIDIS, Vinzent	DEU	AP-Racing	DEU	17239 12921	Birel Art / TM / VEGA	8	0:01,736	0:00,067	1:02,820	7	68,2 km/h
27	385	KROZSER, Menyhert	HUN	Dörr Motorsport	DEU	6353 16982	KR / IAME / VEGA	9	0:01,759	0:00,023	1:02,843	5	68,2 km/h
28	317	REUTERS, Dominik	DEU	AP-Racing	DEU	14038 12921	Birel Art / TM / VEGA	8	0:01,904	0:00,145	1:02,988	8	68,0 km/h
29	314	TABAKOVIC, Ronny	DEU	C.K.R. SRL	ITA	27603 300098	CKR / TM / VEGA	7	0:01,948	0:00,044	1:03,032	7	68,0 km/h
30	326	NAUMANN, Christian	DEU	C.K.R. SRL	ITA	29431 300098	CKR / TM / VEGA	8	0:02,105	0:00,157	1:03,189	7	67,8 km/h
31	319	GALLASIN, Celian	FRA	Maranello SRP Factory Team	DEU	263192 16067	Maranello / TM / VEGA	8	0:02,115	0:00,010	1:03,199	2	67,8 km/h
32	353	ROTHSCHOPF, Alexander	AUT	BIREL ART RACING KSW	AUT	JK2188 BK102	Birel Art / TM / VEGA	8	0:02,143	0:00,028	1:03,227	7	67,8 km/h
33	391	SCHMARL, Jürgen	AUT	BIREL ART RACING KSW	AUT	JK 2019 / JA1176 BK 102	Birel Art / TM / VEGA	8	0:02,358	0:00,215	1:03,442	7	67,5 km/h
34	352	LAUER, Mario	DEU	APEX Performance Racing Team	DEU	25003 21544	Maranello / TM / VEGA	8	0:02,401	0:00,043	1:03,485	7	67,5 km/h
35	387	VANZAN, Bruno	ITA	Bruno Vanzan	ITA	489753 489753	EKS / TM / VEGA	2	0:02,663	0:00,262	1:03,747	2	67,2 km/h
36	306	MAI, Emanuel	DEU	Solgat Motorsport	DEU	16484 KBF1079882	Birel Art / TM / VEGA	0					

Rennleitung: Uwe Fuchs / Markus Peske Racedirektor: Horst Seidel

Sportkommissare: Nikolas Spaderna / Ulrich Bell / Gerhard Verlaan

Techn. Kommissare: H.-J. Dangers / M. Ambrosius / D. Pietzko / C. Schmidt / G. Mitscherling

Zeitnahme: KART-DATA timing service Franz Schieszler / Manuela Hintner

warm up DSKC (KZ2)

Fahrername Driver	Hensen Linus	Tröger Niels	Bos Jeroen	Rackl Thomas	Andrisani Gianni	Negrutsa Mark	Reiböck Lukas	Stange Max	Thomsen Lukas	Roos Nikolas	Walter Luca	Holzem Juliano
schnellste Runde in Runde	1:01,084 Rn. 3	1:01,167 Rn. 7	1:01,180 Rn. 4	1:01,184 Rn. 4	1:01,199 Rn. 4	1:01,291 Rn. 7	1:01,377 Rn. 5	1:01,529 Rn. 7	1:01,598 Rn. 2	1:01,652 Rn. 3	1:01,710 Rn. 3	1:01,713 Rn. 7
Speed	70,1 km/h	70,0 km/h	70,0 km/h	70,0 km/h	70,0 km/h	69,9 km/h	69,8 km/h	69,6 km/h	69,5 km/h	69,5 km/h	69,4 km/h	69,4 km/h
Lap 1	1:01,867	1:03,971	1:02,483	1:06,413	1:01,867	1:02,083	1:01,415	1:02,962	1:03,158	1:02,133	1:02,170	1:02,188
Lap 2	1:04,026	1:01,614	1:01,750	2:00,436	1:02,589	1:01,817	1:01,636	1:02,607	1:01,598	1:01,942	1:03,211	1:02,042
Lap 3	1:01,084	1:01,601	1:01,902	1:01,624	1:01,892	1:01,341	1:01,390	1:02,236	1:02,298	1:01,652	1:01,710	1:02,974
Lap 4	1:02,961	1:01,419	1:01,180	1:01,184	1:01,199	1:03,018	1:05,464	1:01,906	1:01,816	1:03,591	1:02,087	1:04,017
Lap 5	1:57,170	1:01,250	1:01,501	1:01,553	1:01,352	1:01,570	1:01,377	1:01,847	1:23,839	1:02,171	1:01,780	1:02,392
Lap 6	1:01,773	1:01,473	1:01,803	1:02,497	1:01,525	1:03,209	1:01,925	1:01,913	1:01,599		1:03,574	1:02,486
Lap 7		1:01,167	1:01,756	1:01,425	1:02,215	1:01,291	1:02,180	1:01,529	1:01,685		1:02,712	1:01,713
Lap 8		1:01,701	1:01,400	1:01,905	1:23,513	1:02,753	1:01,722	1:02,113	1:01,680		1:02,080	1:04,024
Lap 9		1:01,608	1:01,612		1:02,319		1:01,683	1:01,700			1:02,115	1:04,262



warm up DSKC [KZ2]

Fahrername Driver	Breitenbach Florian	Adams Tom	Federer Jannick	Jefry Amer Harris	Felbermayr Emma	Ernst Marcel	Algre Ken Oskar	Tillett Archie	Kuypers Siep	Kacirek Petr	Billman Simon	Cololla Luca
schnellste Runde in Runde	1:01,772 Rn. 6	1:01,866 Rn. 5	1:02,150 Rn. 7	1:02,186 Rn. 6	1:02,263 Rn. 9	1:02,449 Rn. 5	1:02,469 Rn. 8	1:02,529 Rn. 4	1:02,547 Rn. 7	1:02,617 Rn. 8	1:02,708 Rn. 4	1:02,731 Rn. 8
Speed	69,4 km/h	69,2 km/h	68,9 km/h	68,9 km/h	68,8 km/h	68,6 km/h	68,6 km/h	68,5 km/h	68,5 km/h	68,4 km/h	68,3 km/h	68,3 km/h
Lap 1	1:05,415	1:03,768	1:03,950	1:03,907	1:03,916	1:03,186	1:04,273	1:03,088	1:04,067	1:04,785	1:03,250	1:05,017
Lap 2	1:02,588	1:03,206	1:02,634	1:02,689	1:02,628	1:03,632	1:02,718	1:02,551	1:03,125	1:04,518	1:02,888	1:05,989
Lap 3	1:02,146	1:02,208	1:03,288	1:02,456	1:02,434	1:02,569	1:03,425	1:02,626	1:03,769	1:03,852	1:02,951	1:03,076
Lap 4	1:04,219	1:02,209	1:02,857	1:02,352	1:03,191	1:02,834	1:11,040	1:02,529	1:03,480	1:03,886	1:02,708	1:02,852
Lap 5	2:07,032	1:01,866	1:02,753	1:02,486	1:03,326	1:02,449	1:02,529	1:02,868	1:02,868	1:03,220	1:02,947	1:03,017
Lap 6	1:01,772	1:02,156	1:03,490	1:02,186	1:03,133	1:02,588	1:04,306	1:02,702	1:02,660	1:02,659	1:03,561	1:08,387
Lap 7	1:02,648	1:02,158	1:02,150	1:02,897	1:03,758	1:03,091	1:02,702	1:02,971	1:02,547	1:02,971	1:02,732	1:05,113
Lap 8		1:02,030	1:02,309	1:02,286	1:02,990	1:02,784	1:02,469	1:02,617	1:03,273	1:02,617	1:02,862	1:02,731
Lap 9		1:02,174	1:02,871	1:02,432	1:02,263	1:03,209		1:09,107		1:03,286		

warm up DSKC [KZ2]

Fahrername Driver	Jahnmüller Robert	Kapetanidis Vinzent	Krozser Menyhert	Reuters Dominik	Tabakovic Ronny	Naumann Christian	Gallasin Celtian	Rothschopf Alexander	Schmarl Jürgen	Lauer Mario	Vanzan Bruno	Mai Emanuel
schnellste Runde in Runde	1:02,753 Rn. 4	1:02,820 Rn. 7	1:02,843 Rn. 5	1:02,988 Rn. 8	1:03,032 Rn. 7	1:03,189 Rn. 7	1:03,199 Rn. 2	1:03,227 Rn. 7	1:03,442 Rn. 7	1:03,485 Rn. 7	1:03,747 Rn. 2	
Speed	68,3 km/h	68,2 km/h	68,2 km/h	68,0 km/h	68,0 km/h	67,8 km/h	67,8 km/h	67,8 km/h	67,5 km/h	67,5 km/h	67,2 km/h	
Lap 1	1:05,169	1:05,599	1:03,820	1:07,654	1:05,808	1:06,715	1:04,218	1:07,042	1:05,657	1:08,679	1:04,862	
Lap 2	1:03,793	1:04,306	1:03,130	1:03,107	1:04,460	1:03,881	1:03,199	1:05,144	1:04,010	1:04,638	1:03,747	
Lap 3	1:03,200	1:06,320	1:02,957	1:03,211	1:03,468	1:03,239	1:03,644	1:04,708	1:04,416	1:05,030		
Lap 4	1:02,753	1:07,803	1:03,816	1:13,755	1:03,067	1:03,360	1:03,714	1:04,312	1:03,651	1:04,018		
Lap 5	1:03,571	1:05,181	1:02,843	1:03,167	1:04,041	1:06,976	1:15,808	1:05,382	1:03,755	1:04,185		
Lap 6	1:04,305	1:03,580	1:03,404	1:03,710	1:03,963	1:03,925	1:03,912	1:05,111	1:04,783	1:07,499		
Lap 7	1:03,385	1:02,820	1:03,854	1:03,467	1:03,032	1:03,189	1:03,584	1:03,227	1:03,442	1:03,485		
Lap 8	1:03,232	1:03,835	1:03,052	1:02,988		1:05,946	1:03,297	1:03,401	1:05,167	1:03,575		
Lap 9	1:02,897		1:03,095									

warm up DSKC (KZ2)

Ziel		Sektion 1		Sektion 2		Sektion 3	
Fahrername	Zeit	Fahrername	Zeit	Fahrername	Zeit	Fahrername	Zeit
1 315 Hensen, Linus	1:01,084	346 Andrisani, Gianni	0:21,813	309 Tröger, Niels	0:20,776	346 Andrisani, Gianni	0:17,969
2 309 Tröger, Niels	1:01,167	328 Bos, Jeroen	0:21,868	315 Hensen, Linus	0:20,826	312 Rackl, Thomas	0:17,985
3 328 Bos, Jeroen	1:01,180	333 Negrutsa, Mark	0:21,869	383 Stange, Max	0:20,996	309 Tröger, Niels	0:18,063
4 312 Rackl, Thomas	1:01,184	357 Reiböck, Lukas	0:21,884	357 Reiböck, Lukas	0:20,997	332 Roos, Nikolas	0:18,063
5 346 Andrisani, Gianni	1:01,199	316 Thomsen, Lukas	0:21,915	333 Negrutsa, Mark	0:21,024	330 Holzem, Juliano	0:18,085
6 333 Negrutsa, Mark	1:01,291	315 Hensen, Linus	0:21,917	310 Adams, Tom	0:21,030	328 Bos, Jeroen	0:18,193
7 357 Reiböck, Lukas	1:01,377	383 Stange, Max	0:21,963	328 Bos, Jeroen	0:21,035	333 Negrutsa, Mark	0:18,195
8 383 Stange, Max	1:01,529	309 Tröger, Niels	0:22,016	316 Thomsen, Lukas	0:21,038	316 Thomsen, Lukas	0:18,219
9 316 Thomsen, Lukas	1:01,598	312 Rackl, Thomas	0:22,044	346 Andrisani, Gianni	0:21,090	377 Walter, Luca	0:18,225
10 332 Roos, Nikolas	1:01,652	377 Walter, Luca	0:22,129	312 Rackl, Thomas	0:21,127	357 Reiböck, Lukas	0:18,228
11 377 Walter, Luca	1:01,710	332 Roos, Nikolas	0:22,144	330 Holzem, Juliano	0:21,130	327 Kuypers, Siep	0:18,257
12 330 Holzem, Juliano	1:01,713	384 Breitenbach, Florian	0:22,171	332 Roos, Nikolas	0:21,205	322 Jefry, Amer Harris	0:18,270
13 384 Breitenbach, Florian	1:01,772	330 Holzem, Juliano	0:22,220	380 Tillett, Archie	0:21,228	370 Billman, Simon	0:18,291
14 310 Adams, Tom	1:01,866	322 Jefry, Amer Harris	0:22,267	384 Breitenbach, Florian	0:21,241	351 Algre, Ken Oskar	0:18,295
15 382 Federer, Jannick	1:02,150	335 Felbermayr, Emma	0:22,300	377 Walter, Luca	0:21,265	384 Breitenbach, Florian	0:18,298
16 322 Jefry, Amer Harris	1:02,186	382 Federer, Jannick	0:22,309	376 Ernst, Marcel	0:21,267	315 Hensen, Linus	0:18,305
17 335 Felbermayr, Emma	1:02,263	370 Billman, Simon	0:22,330	322 Jefry, Amer Harris	0:21,290	383 Stange, Max	0:18,347
18 376 Ernst, Marcel	1:02,449	376 Ernst, Marcel	0:22,357	382 Federer, Jannick	0:21,359	310 Adams, Tom	0:18,375
19 351 Algre, Ken Oskar	1:02,469	351 Algre, Ken Oskar	0:22,396	321 Kapetanidis, Vinzent	0:21,409	385 Krozser, Menyhert	0:18,377
20 380 Tillett, Archie	1:02,529	310 Adams, Tom	0:22,413	389 Jahns Müller, Robert	0:21,431	335 Felbermayr, Emma	0:18,378
21 327 Kuypers, Siep	1:02,547	320 Colella, Luca	0:22,418	313 Kacirek, Petr	0:21,462	382 Federer, Jannick	0:18,386
22 313 Kacirek, Petr	1:02,617	380 Tillett, Archie	0:22,421	327 Kuypers, Siep	0:21,464	320 Colella, Luca	0:18,388
23 370 Billman, Simon	1:02,708	385 Krozser, Menyhert	0:22,459	326 Naumann, Christian	0:21,518	317 Reuters, Dominik	0:18,403
24 320 Colella, Luca	1:02,731	313 Kacirek, Petr	0:22,545	317 Reuters, Dominik	0:21,542	389 Jahns Müller, Robert	0:18,415
25 389 Jahns Müller, Robert	1:02,753	327 Kuypers, Siep	0:22,557	335 Felbermayr, Emma	0:21,563	313 Kacirek, Petr	0:18,485
26 321 Kapetanidis, Vinzent	1:02,820	326 Naumann, Christian	0:22,583	351 Algre, Ken Oskar	0:21,563	314 Tabakovic, Ronny	0:18,508
27 385 Krozser, Menyhert	1:02,843	319 Gallasin, Celian	0:22,592	320 Colella, Luca	0:21,677	376 Ernst, Marcel	0:18,529
28 317 Reuters, Dominik	1:02,988	321 Kapetanidis, Vinzent	0:22,608	370 Billman, Simon	0:21,683	319 Gallasin, Celian	0:18,529
29 314 Tabakovic, Ronny	1:03,032	314 Tabakovic, Ronny	0:22,658	314 Tabakovic, Ronny	0:21,686	321 Kapetanidis, Vinzent	0:18,548
30 326 Naumann, Christian	1:03,189	352 Lauer, Mario	0:22,670	385 Krozser, Menyhert	0:21,695	353 Rothschof, Alexander	0:18,594
31 319 Gallasin, Celian	1:03,199	317 Reuters, Dominik	0:22,677	353 Rothschof, Alexander	0:21,699	326 Naumann, Christian	0:18,621
32 353 Rothschof, Alexander	1:03,227	389 Jahns Müller, Robert	0:22,688	319 Gallasin, Celian	0:21,713	352 Lauer, Mario	0:18,644
33 391 Schmarl, Jürgen	1:03,442	391 Schmarl, Jürgen	0:22,689	387 Vanzan, Bruno	0:21,732	380 Tillett, Archie	0:18,664
34 352 Lauer, Mario	1:03,485	387 Vanzan, Bruno	0:22,734	391 Schmarl, Jürgen	0:21,808	387 Vanzan, Bruno	0:18,680
35 387 Vanzan, Bruno	1:03,747	353 Rothschof, Alexander	0:22,792	352 Lauer, Mario	0:21,857	391 Schmarl, Jürgen	0:18,733
36 306 Mai, Emanuel		306 Mai, Emanuel	49:27,533	306 Mai, Emanuel	0:23,393	306 Mai, Emanuel	

warm up DSKC (K22)

Die schnellsten Zeiten

Ort	Nr. Fahrername	Streckenl.	Ø Speed
Ziel	315 Hensen, Linus	1190 m	70.1 km/h
Sektion 1	346 Andrisani, Gianni	452 m	74.6 km/h
Sektion 2	309 Träger, Niels	368 m	63.8 km/h
Sektion 3	346 Andrisani, Gianni	370 m	74.1 km/h

	Stmr.315 Hensen, Linus DEU	Stmr.309 Träger, Niels DEU	Stmr.328 Bos, Jeroen NLD	Stmr.312 Rackl, Thomas DEU	Stmr.346 Andrisani, Gianni DEU
	Mach1 Motorsport - Kartschmie.de theoretisch mögliche Bestzeit 1:01,048	Maranello SRP Factory Team theoretisch mögliche Bestzeit 1:00,855	SP Motorsport theoretisch mögliche Bestzeit 1:01,096	Maranello SRP Factory Team theoretisch mögliche Bestzeit 1:01,156	Mach1 Motorsport - Kartschmie.de theoretisch mögliche Bestzeit 1:00,872
best	Ziel Sektion 1 Sektion 2 Sektion 3 1:01,084 0:21,917 0:20,826 0:18,305	Ziel Sektion 1 Sektion 2 Sektion 3 1:01,167 0:22,016 0:20,776 0:18,063	Ziel Sektion 1 Sektion 2 Sektion 3 1:01,180 0:21,868 0:21,035 0:18,193	Ziel Sektion 1 Sektion 2 Sektion 3 1:01,184 0:22,044 0:21,127 0:17,985	Ziel Sektion 1 Sektion 2 Sektion 3 1:01,199 0:21,813 0:21,090 0:17,969
Runde 1	1:01,867 0:22,288 0:21,274 0:18,305	1:03,971 0:24,615 0:21,089 0:18,267	1:02,483 0:22,664 0:21,467 0:18,352	1:06,413 0:23,313 0:21,913 0:21,187	1:01,867 0:22,416 0:21,253 0:18,198
Runde 2	1:04,076 0:22,007 0:22,662 0:19,357	1:01,614 0:22,434 0:21,117 0:18,063	1:01,750 0:22,178 0:21,358 0:18,214	2:00,436 1:20,404 0:21,657 0:18,375	1:02,589 0:22,551 0:21,524 0:18,514
Runde 3	1:01,084 0:21,917 0:20,826 0:18,341	1:01,601 0:22,125 0:20,776 0:18,700	1:01,902 0:21,930 0:21,743 0:18,229	1:01,624 0:22,253 0:21,372 0:17,999	1:01,892 0:22,345 0:21,578 0:17,969
Runde 4	1:02,961 0:22,379 0:21,587 0:18,995	1:01,419 0:22,140 0:21,087 0:18,192	1:01,180 0:21,894 0:21,035 0:18,251	1:01,184 0:22,072 0:21,127 0:17,985	1:01,199 0:21,813 0:21,160 0:18,226
Runde 5	1:57,170 1:17,347 0:21,304 0:18,519	1:01,250 0:22,023 0:20,990 0:18,237	1:01,501 0:22,018 0:21,224 0:18,259	1:01,553 0:22,044 0:21,369 0:18,140	1:01,352 0:21,913 0:21,190 0:18,249
Runde 6	1:01,773 0:22,125 0:21,227 0:18,421	1:01,473 0:22,504 0:20,784 0:18,185	1:01,803 0:21,957 0:21,414 0:18,432	1:02,497 0:22,146 0:21,953 0:18,398	1:01,525 0:22,242 0:21,090 0:18,193
Runde 7		1:01,167 0:22,016 0:21,000 0:18,151	1:01,756 0:22,028 0:21,338 0:18,390	1:01,425 0:22,071 0:21,213 0:18,141	1:02,215 0:22,098 0:21,361 0:18,756
Runde 8		1:01,701 0:22,122 0:21,374 0:18,205	1:01,400 0:21,868 0:21,339 0:18,193	1:01,905 0:22,113 0:21,651 0:18,141	1:23,513 0:44,091 0:21,283 0:18,139
Runde 9		1:01,608 0:22,455 0:21,089 0:18,064	1:01,612 0:21,996 0:21,279 0:18,337		1:02,319 0:22,179 0:21,591 0:18,549

warm up DSKC (K22)

Die schnellsten Zeiten

Ort	Nr. Fahrername	Zeit	Streckenl.	Ø Speed
Ziel	315 Hensen, Linus	1:01,084	1190 m	70,1 km/h
Sektion 1	346 Andrisani, Gianni	0:21,813	452 m	74,6 km/h
Sektion 2	309 Tröger, Niels	0:20,776	368 m	63,8 km/h
Sektion 3	346 Andrisani, Gianni	0:17,969	370 m	74,1 km/h

	Smr.333 Negrutsa,Mark MDA	Smr.357 Reiböck,Lukas AUT	Smr.383 Stange,Max ESP	Smr.316 Thomsen,Lukas DEU	Smr.332 Roos,Nikolas ZAF
	BIREL ART RACING KSW	BIREL ART RACING KSW	Dörr Motorsport	Mach1 Motorsport - Kartschmie.de	CRG Holland
	theoretisch mögliche Bestzeit 1:01,088	theoretisch mögliche Bestzeit 1:01,109	theoretisch mögliche Bestzeit 1:01,306	theoretisch mögliche Bestzeit 1:01,172	theoretisch mögliche Bestzeit 1:01,412
best	Ziel Sektion 1 Sektion 2 Sektion 3 1:01,291 0:21,869 0:21,024 0:18,195	Ziel Sektion 1 Sektion 2 Sektion 3 1:01,377 0:21,884 0:20,997 0:18,228	Ziel Sektion 1 Sektion 2 Sektion 3 1:01,529 0:21,963 0:20,996 0:18,347	Ziel Sektion 1 Sektion 2 Sektion 3 1:01,598 0:21,915 0:21,038 0:18,219	Ziel Sektion 1 Sektion 2 Sektion 3 1:01,652 0:22,144 0:21,205 0:18,063
Runde 1	1:02,083 0:22,044 0:21,804 0:18,235	1:01,415 0:21,953 0:20,997 0:18,465	1:02,962 0:22,723 0:21,494 0:18,745	1:03,158 0:23,506 0:21,303 0:18,349	1:02,133 0:22,460 0:21,568 0:18,105
Runde 2	1:01,817 0:22,092 0:21,351 0:18,374	1:01,636 0:21,912 0:21,442 0:18,282	1:02,607 0:22,547 0:21,397 0:18,663	1:01,598 0:22,341 0:21,038 0:18,219	1:01,942 0:22,416 0:21,463 0:18,063
Runde 3	1:01,341 0:22,041 0:21,105 0:18,195	1:01,390 0:21,959 0:21,203 0:18,228	1:02,236 0:22,380 0:21,304 0:18,552	1:02,298 0:22,432 0:21,620 0:18,246	1:01,652 0:22,144 0:21,205 0:18,303
Runde 4	1:03,018 0:22,359 0:21,928 0:18,731	1:05,464 0:22,761 0:24,429 0:18,274	1:01,906 0:22,048 0:21,232 0:18,626	1:01,816 0:21,915 0:21,612 0:18,289	1:03,591 0:23,610 0:21,618 0:18,363
Runde 5	1:01,570 0:22,061 0:21,181 0:18,328	1:01,377 0:21,919 0:21,065 0:18,393	1:01,847 0:22,220 0:21,259 0:18,368	1:23,839 0:22,305 0:43,240 0:18,294	1:02,171 0:22,236 0:21,500 0:18,435
Runde 6	1:03,209 0:22,405 0:22,073 0:18,731	1:01,925 0:22,087 0:21,463 0:18,375	1:01,913 0:22,282 0:21,161 0:18,470	1:01,599 0:21,962 0:21,335 0:18,302	
Runde 7	1:01,291 0:21,869 0:21,024 0:18,398	1:02,180 0:22,387 0:21,333 0:18,460	1:01,529 0:22,186 0:20,996 0:18,347	1:01,685 0:21,949 0:21,370 0:18,366	
Runde 8	1:02,753 0:22,442 0:21,907 0:18,404	1:01,722 0:22,167 0:21,174 0:18,381	1:02,113 0:22,054 0:21,407 0:18,652	1:01,680 0:22,085 0:21,058 0:18,537	
Runde 9		1:01,683 0:21,884 0:21,264 0:18,535	1:01,700 0:21,963 0:21,023 0:18,714		



warm up DSKC (K22)

Die schnellsten Zeiten

Ort	Nr. Fahrername	Zeit	Streckenl.	Ø Speed
Ziel	315 Hensen, Linus	1:01,084	1190 m	70,1 km/h
Sektion 1	346 Andrisani, Gianni	0:21,813	452 m	74,6 km/h
Sektion 2	309 Tröger, Niels	0:20,776	368 m	63,8 km/h
Sektion 3	346 Andrisani, Gianni	0:17,969	370 m	74,1 km/h

	Snr.377 Walter, Luca DEU Luca Walter		Snr.330 Holzem, Juliano DEU CPB Sport		Snr.384 Breitenbach, Florian DEU Nees Racing		Snr.310 Adams, Tom GBR Maranello SRP Factory Team		Snr.382 Federer, Jannick ITA Maranello SRP Factory Team							
	theoretisch mögliche Bestzeit	1:01,619	theoretisch mögliche Bestzeit	1:01,435	theoretisch mögliche Bestzeit	1:01,710	theoretisch mögliche Bestzeit	1:01,818	theoretisch mögliche Bestzeit	1:02,054						
best	1:01,710	0:22,129	0:21,265	0:18,225	1:01,713	0:22,220	0:21,130	0:18,085	1:01,866	0:22,413	0:21,030	0:18,375	1:02,150	0:22,309	0:21,359	0:18,386
Runde 1	1:02,170	0:22,371	0:21,323	0:18,476	1:02,188	0:22,568	0:21,347	0:18,273	1:03,768	0:23,448	0:21,686	0:18,634	1:03,850	0:23,237	0:21,834	0:18,779
Runde 2	1:03,211	0:22,527	0:22,084	0:18,600	1:02,042	0:22,494	0:21,463	0:18,085	1:03,206	0:22,441	0:22,355	0:18,410	1:02,634	0:22,503	0:21,458	0:18,673
Runde 3	1:01,710	0:22,129	0:21,326	0:18,255	1:02,974	0:22,271	0:22,327	0:18,370	1:02,146	0:22,171	0:21,391	0:18,584	1:03,288	0:22,975	0:21,610	0:18,703
Runde 4	1:02,087	0:22,238	0:21,498	0:18,351	1:04,017	0:23,588	0:22,126	0:18,303	1:04,219	0:22,688	0:21,547	0:19,984	1:02,208	0:22,637	0:21,147	0:18,617
Runde 5	1:01,780	0:22,191	0:21,265	0:18,324	1:02,392	0:22,462	0:21,528	0:18,402	1:02,032	0:22,090	0:21,413	0:18,529	1:02,857	0:22,561	0:21,679	0:18,617
Runde 6	1:03,574	0:22,396	0:22,111	0:19,067	1:02,486	0:22,665	0:21,496	0:18,325	1:01,772	0:22,187	0:21,241	0:18,344	1:03,490	0:23,350	0:21,458	0:18,804
Runde 7	1:02,712	0:22,555	0:21,897	0:18,260	1:01,713	0:22,245	0:21,130	0:18,338	1:02,648	0:22,563	0:21,787	0:18,298	1:02,150	0:22,405	0:21,359	0:18,459
Runde 8	1:02,080	0:22,419	0:21,416	0:18,245	1:04,024	0:23,131	0:22,439	0:18,454	1:02,030	0:22,457	0:21,119	0:18,454	1:02,309	0:22,309	0:21,422	0:18,578
Runde 9	1:02,115	0:22,376	0:21,514	0:18,225	1:04,262	0:22,220	0:21,735	0:20,307	1:02,174	0:22,589	0:21,170	0:18,415	1:02,871	0:22,733	0:21,506	0:18,632

warm up DSKC (K22)

Die schnellsten Zeiten

Ort	Nr. Fahrername	Zeit	Streckenl.	Ø Speed
Ziel	315 Hensen, Linus	1:01,084	1190 m	70,1 km/h
Sektion 1	346 Andrisani, Gianni	0:21,813	452 m	74,6 km/h
Sektion 2	309 Tröger, Niels	0:20,776	368 m	63,8 km/h
Sektion 3	346 Andrisani, Gianni	0:17,969	370 m	74,1 km/h

	Smr.322 Jeffrey, Amer Harris MYS CPB Sport	Smr.335 Felbermayr, Emma AUT TB Racing Team	Smr.376 Ernst, Marcel DEU Marcel Ernst	Smr.351 Algre, Ken Oskar EST Maranello SRP Factory Team	Smr.380 Tilleit, Archie GBR Maranello SRP Factory Team
	theoretisch mögliche Bestzeit 1:01,827	theoretisch mögliche Bestzeit 1:02,241	theoretisch mögliche Bestzeit 1:02,153	theoretisch mögliche Bestzeit 1:02,254	theoretisch mögliche Bestzeit 1:02,313
best	Ziel Sektion 1 Sektion 2 Sektion 3 1:02,186 0:22,267 0:21,290 0:18,270	Ziel Sektion 1 Sektion 2 Sektion 3 1:02,263 0:22,300 0:21,563 0:18,378	Ziel Sektion 1 Sektion 2 Sektion 3 1:02,449 0:22,357 0:21,267 0:18,529	Ziel Sektion 1 Sektion 2 Sektion 3 1:02,469 0:22,396 0:21,563 0:18,295	Ziel Sektion 1 Sektion 2 Sektion 3 1:02,529 0:22,421 0:21,228 0:18,664
Runde 1	1:03,907 0:23,403 0:21,602 0:18,902	1:03,916 0:22,683 0:22,560 0:18,673	1:03,186 0:22,847 0:21,701 0:18,638	1:04,273 0:24,185 0:21,563 0:18,525	1:03,088 0:22,995 0:21,429 0:18,664
Runde 2	1:02,689 0:22,583 0:21,612 0:18,494	1:02,628 0:22,410 0:21,629 0:18,589	1:03,632 0:22,796 0:21,889 0:18,947	1:02,718 0:22,539 0:21,627 0:18,552	1:02,551 0:22,542 0:21,332 0:18,677
Runde 3	1:02,456 0:22,267 0:21,569 0:18,620	1:02,434 0:22,300 0:21,653 0:18,481	1:02,569 0:22,405 0:21,586 0:18,578	1:03,425 0:22,588 0:21,913 0:18,924	1:02,626 0:22,652 0:21,228 0:18,746
Runde 4	1:02,352 0:22,521 0:21,290 0:18,541	1:03,191 0:22,648 0:21,862 0:18,681	1:02,834 0:22,763 0:21,475 0:18,596	1:11,040 0:26,750 0:25,422 0:18,868	1:02,529 0:22,421 0:21,405 0:18,703
Runde 5	1:02,486 0:22,453 0:21,571 0:18,462	1:03,326 0:22,488 0:21,898 0:18,940	1:02,449 0:22,357 0:21,563 0:18,529	1:02,529 0:22,396 0:21,679 0:18,454	0:22,647
Runde 6	1:02,186 0:22,385 0:21,459 0:18,342	1:03,133 0:22,627 0:21,877 0:18,629	1:02,588 0:22,471 0:21,559 0:18,558	1:04,306 0:22,428 0:22,749 0:19,129	
Runde 7	1:02,897 0:22,371 0:21,844 0:18,682	1:03,758 0:22,378 0:22,686 0:18,694	1:03,091 0:22,810 0:21,514 0:18,767	1:02,702 0:22,592 0:21,815 0:18,295	
Runde 8	1:02,286 0:22,431 0:21,416 0:18,439	1:02,990 0:22,498 0:21,824 0:18,668	1:02,784 0:22,765 0:21,267 0:18,752	1:02,469 0:22,554 0:21,609 0:18,306	
Runde 9	1:02,432 0:22,325 0:21,837 0:18,270	1:02,263 0:22,322 0:21,563 0:18,378	1:03,209 0:23,049 0:21,418 0:18,742		

warm up DSKG (K22)

Die schnellsten Zeiten

Ort	Nr. Fahrername	Streckenkil.	ø Speed
Ziel	315 Hensen, Linus	1190 m	70.1 km/h
Sektion 1	346 Andrisani, Gianni	452 m	74.6 km/h
Sektion 2	309 Tröger, Niels	368 m	63.8 km/h
Sektion 3	346 Andrisani, Gianni	370 m	74.1 km/h

	Stmr.327 Kuypers,Siep NLD CRG Holland	Stmr.313 Kacirek,Petr CZE DUCK RACING AUTOKLUB v ACR	Stmr.370 Billman,Simon SWE KH Racing Team	Stmr.320 Colella,Luca DEU APEX Performance Racing Team	Stmr.389 Jahns Müller,Robert DEU Team NKS
	theoretisch mögliche Bestzeit 1:02,278	theoretisch mögliche Bestzeit 1:02,492	theoretisch mögliche Bestzeit 1:02,304	theoretisch mögliche Bestzeit 1:02,483	theoretisch mögliche Bestzeit 1:02,534
	Ziel Sektion 1 Sektion 2 Sektion 3	Ziel Sektion 1 Sektion 2 Sektion 3	Ziel Sektion 1 Sektion 2 Sektion 3	Ziel Sektion 1 Sektion 2 Sektion 3	Ziel Sektion 1 Sektion 2 Sektion 3
best	1:02,547 0:22,557 0:21,464 0:18,257	1:02,617 0:22,545 0:21,462 0:18,485	1:02,708 0:22,330 0:21,683 0:18,291	1:02,731 0:22,418 0:21,677 0:18,388	1:02,753 0:22,688 0:21,431 0:18,415
Runde 1	1:04,067 0:23,234 0:21,899 0:18,934	1:04,785 0:23,966 0:22,296 0:18,523	1:03,250 0:22,779 0:21,994 0:18,477	1:05,017 0:23,251 0:23,140 0:18,626	1:05,169 0:23,315 0:22,031 0:19,823
Runde 2	1:03,125 0:22,653 0:21,919 0:18,553	1:04,518 0:23,295 0:21,913 0:19,310	1:02,888 0:22,477 0:21,853 0:18,558	1:05,989 0:23,238 0:22,141 0:20,610	1:03,793 0:23,267 0:21,884 0:18,642
Runde 3	1:03,769 0:22,557 0:22,624 0:18,588	1:03,852 0:23,778 0:21,462 0:18,612	1:02,951 0:22,460 0:21,860 0:18,631	1:03,076 0:22,893 0:21,795 0:18,388	1:03,200 0:22,821 0:21,677 0:18,702
Runde 4	1:03,480 0:22,880 0:21,744 0:18,856	1:03,886 0:23,295 0:21,693 0:18,898	1:02,708 0:22,342 0:21,683 0:18,683	1:02,852 0:22,441 0:21,834 0:18,577	1:02,753 0:22,688 0:21,533 0:18,532
Runde 5	1:02,868 0:22,630 0:21,873 0:18,365	1:03,220 0:22,787 0:21,556 0:18,877	1:02,947 0:22,330 0:22,087 0:18,530	1:03,017 0:22,418 0:21,801 0:18,798	1:03,571 0:23,068 0:21,580 0:18,923
Runde 6	1:02,660 0:22,671 0:21,732 0:18,257	1:02,659 0:22,589 0:21,585 0:18,485	1:03,561 0:22,949 0:22,047 0:18,565	1:08,387 0:24,415 0:25,240 0:18,732	1:04,305 0:23,928 0:21,528 0:18,849
Runde 7	1:02,547 0:22,600 0:21,501 0:18,446	1:02,971 0:22,545 0:21,572 0:18,854	1:02,732 0:22,527 0:21,771 0:18,434	1:05,113 0:22,973 0:23,467 0:18,673	1:03,385 0:22,912 0:21,701 0:18,772
Runde 8	1:03,273 0:22,637 0:22,267 0:18,369	1:02,617 0:22,615 0:21,490 0:18,512	1:02,862 0:22,697 0:21,874 0:18,291	1:02,731 0:22,643 0:21,677 0:18,411	1:03,232 0:22,832 0:21,802 0:18,598
Runde 9	1:09,107 0:22,669 0:21,464 0:24,974	1:03,286 0:22,585 0:21,793 0:18,908			1:02,897 0:23,051 0:21,431 0:18,415

warm up DSKC (K22)

Die schnellsten Zeiten

Ort	Nr. Fahrername	Streckenl.	Ø Speed
Ziel	315 Hensen, Linus	1190 m	70,1 km/h
Sektion 1	346 Andrisani, Gianni	452 m	74,6 km/h
Sektion 2	309 Tröger, Niels	368 m	63,8 km/h
Sektion 3	346 Andrisani, Gianni	370 m	74,1 km/h

	Snr.321 Kopetamidis, Vinzent DEU AP-Racing			Snr.326 Naumann, Christian DEU C.K.R. SRL			Snr.314 Tabakovic, Ronny DEU C.K.R. SRL			Snr.317 Reuters, Dominik DEU AP-Racing			Snr.385 Krozser, Menyheert HUN Dörr Motorsport			
	theoretisch mögliche Bestzeit	Sektion 1	Sektion 2	Sektion 3	theoretisch mögliche Bestzeit	Sektion 1	Sektion 2	Sektion 3	theoretisch mögliche Bestzeit	Sektion 1	Sektion 2	Sektion 3	theoretisch mögliche Bestzeit	Sektion 1	Sektion 2	Sektion 3
best	1:02,820	0:22,608	0:21,409	0:18,548	1:03,189	0:22,583	0:21,518	0:18,621	1:03,032	0:22,658	0:21,686	0:18,508	1:02,988	0:22,677	0:21,542	0:18,403
Runde 1	1:05,599	0:23,654	0:23,100	0:18,845	1:06,715	0:24,735	0:22,509	0:19,471	1:05,808	0:24,237	0:22,544	0:19,027	1:07,654	0:24,550	0:24,576	0:18,528
Runde 2	1:04,306	0:23,036	0:22,370	0:18,900	1:03,881	0:22,806	0:22,092	0:18,983	1:04,460	0:23,493	0:22,157	0:18,810	1:03,107	0:22,677	0:21,954	0:18,476
Runde 3	1:06,320	0:25,558	0:22,214	0:18,548	1:03,239	0:22,583	0:21,852	0:18,804	1:03,468	0:22,757	0:21,947	0:18,764	1:03,211	0:22,917	0:21,891	0:18,403
Runde 4	1:07,803	0:22,710	0:23,195	0:21,898	1:03,360	0:22,653	0:22,024	0:18,683	1:03,067	0:22,658	0:21,901	0:18,508	1:13,755	0:22,937	0:26,467	0:24,351
Runde 5	1:05,181	0:24,023	0:22,234	0:18,924	1:06,976	0:26,299	0:21,790	0:18,887	1:04,041	0:22,771	0:22,069	0:19,201	1:03,167	0:22,762	0:21,624	0:18,781
Runde 6	1:03,580	0:23,165	0:21,601	0:18,814	1:03,925	0:23,786	0:21,518	0:18,621	1:03,963	0:22,859	0:22,530	0:18,574	1:03,710	0:23,545	0:21,741	0:18,424
Runde 7	1:02,820	0:22,608	0:21,409	0:18,803	1:03,189	0:22,869	0:21,533	0:18,787	1:03,032	0:22,662	0:21,686	0:18,684	1:03,467	0:23,465	0:21,542	0:18,460
Runde 8	1:03,835	0:23,332	0:21,832	0:18,671	1:05,946	0:24,514	0:21,770	0:19,662					1:02,988	0:22,714	0:21,606	0:18,668
Runde 9														0:22,459	0:22,013	0:18,623

warm up DSKC (K22)

Die schnellsten Zeiten

Ort	Nr. Fahrername	Streckenl.	Ø Speed
Ziel	315 Hensen, Linus	1190 m	70,1 km/h
Sektion 1	346 Andrisani, Gianni	452 m	74,6 km/h
Sektion 2	309 Tröger, Niels	368 m	63,8 km/h
Sektion 3	346 Andrisani, Gianni	370 m	74,1 km/h

	Snr.319 Gallasin,Celion FRA Maramello SRP Factory Team theoretisch mögliche Bestzeit 1:02,834	Snr.353 Rothschoopf,Alexander AUT BIREL ART RACING KSW theoretisch mögliche Bestzeit 1:03,085	Snr.391 Schmarl,Jürgen AUT BIREL ART RACING KSW theoretisch mögliche Bestzeit 1:03,230	Snr.352 Lauer,Mario DEU APEX Performance Racing Team theoretisch mögliche Bestzeit 1:03,171	Snr.387 Vanzan,Bruno ITA Bruno Vanzan theoretisch mögliche Bestzeit 1:03,146
best	Ziel Sektion 1 Sektion 2 Sektion 3 1:03,199 0:22,592 0:21,713 0:18,529	Ziel Sektion 1 Sektion 2 Sektion 3 1:03,227 0:22,792 0:21,699 0:18,594	Ziel Sektion 1 Sektion 2 Sektion 3 1:03,442 0:22,689 0:21,808 0:18,733	Ziel Sektion 1 Sektion 2 Sektion 3 1:03,485 0:22,670 0:21,857 0:18,644	Ziel Sektion 1 Sektion 2 Sektion 3 1:03,747 0:22,734 0:21,732 0:18,680
Runde 1	1:04,218 0:23,384 0:21,994 0:18,840	1:07,042 0:24,738 0:22,911 0:19,393	1:05,657 0:23,825 0:22,609 0:19,223	1:08,679 0:27,384 0:22,343 0:18,952	1:04,862 0:23,944 0:22,160 0:18,758
Runde 2	1:03,199 0:22,957 0:21,713 0:18,529	1:05,144 0:23,443 0:22,368 0:19,333	1:04,010 0:23,147 0:22,021 0:18,842	1:04,638 0:23,043 0:22,427 0:19,168	1:03,747 0:23,335 0:21,732 0:18,680
Runde 3	1:03,644 0:22,944 0:22,038 0:18,662	1:04,708 0:23,973 0:21,786 0:18,949	1:04,416 0:23,811 0:21,872 0:18,733	1:05,030 0:22,884 0:23,154 0:18,992	0:22,734
Runde 4	1:03,714 0:22,834 0:21,801 0:19,079	1:04,312 0:23,076 0:21,908 0:19,328	1:03,651 0:22,756 0:22,103 0:18,792	1:04,018 0:22,874 0:22,454 0:18,690	
Runde 5	1:15,808 0:23,697 0:33,075 0:19,036	1:05,382 0:23,414 0:22,680 0:19,288	1:03,755 0:22,689 0:22,119 0:18,947	1:04,185 0:22,884 0:22,657 0:18,644	
Runde 6	1:03,912 0:23,208 0:21,988 0:18,716	1:05,111 0:23,731 0:22,284 0:19,096	1:04,783 0:23,853 0:22,052 0:18,878	1:07,499 0:25,065 0:22,654 0:19,780	
Runde 7	1:03,584 0:22,714 0:21,878 0:18,992	1:03,227 0:22,792 0:21,699 0:18,736	1:03,442 0:22,887 0:21,808 0:18,747	1:03,485 0:22,670 0:22,077 0:18,738	
Runde 8	1:03,297 0:22,592 0:21,981 0:18,724	1:03,401 0:22,975 0:21,832 0:18,594	1:05,167 0:23,316 0:22,456 0:19,395	1:03,575 0:22,949 0:21,857 0:18,769	
Runde 9					

warm up DSKC (KZ2)

Die schnellsten Zeiten

Ort	Nr. Fahrername	Zeit	Streckenl.	Ø Speed
Ziel	315 Hensen, Linus	1:01,084	1190 m	70,1 km/h
Sektion 1	346 Andrisani, Gianni	0:21,813	452 m	74,6 km/h
Sektion 2	309 Tröger, Niels	0:20,776	368 m	63,8 km/h
Sektion 3	346 Andrisani, Gianni	0:17,969	370 m	74,1 km/h

Strn.306 Mai, Emanuel
DEU

Solgar Motorsport

theoretisch mögliche Bestzeit 1:49:50,976

Ziel Sektion 1 Sektion 2 Sektion 3

49:27,533 0:23,393

49:27,533 0:23,393

Runde 1

Runde 2

	Ziel	Sektion 1	Sektion 2	Sektion 3	Ziel	Sektion 1	Sektion 2	Sektion 3	Ziel	Sektion 1	Sektion 2	Sektion 3

Ranking Qualifying Heat DSKC (K22)

Strecke / track: 1190m

fastest Race Lap from Nikolas Roos in Heat 1 / Lap 7 in 0:47,415

Pos	Str. Nr.	Fahrer Driver	Nation	Bewerber / Sponsor	Nation	Lizenz R-Lizenz	Chassis / Motor / Reifen	Punkte Points	Quali POS	Lauf Heat	Pos	Punkte Points	Rn. Lp.	Zeit Time	schnellste Runde fastest Lap	In Runde in Lap
1	309	TRÖGER, Niels	DEU	Maranello SRP Factory Team	DEU	18256 16067	Maranello / TM / VEGA	4	1	2	1	0	13	10:30,042	0:47,461	10
										4	1	0	13	10:30,821	0:47,503	11
2	315	HENSEN, Linus	DEU	Mach1 Motorsport - Kartschmie.de	DEU	10705 16686	Mach 1 / TM / VEGA	5	5	6	4	4	13	13:42,938	1:01,966	12
										2	2	2	13	10:30,512	0:47,502	10
3	332	ROOS, Nikolas	ZAF	CRG Holland	NLD	6601 15521 007	CRG / TM / VEGA	7	2	1	1	0	13	10:27,704	0:47,415	7
										3	1	0	13	10:28,306	0:47,496	9
4	312	RACKL, Thomas	DEU	Maranello SRP Factory Team	DEU	10288 16067	Maranello / TM / VEGA	8	3	2	6	6	13	10:35,250	0:47,890	9
										3	2	2	13	10:29,033	0:47,608	9
5	328	BOS, Jeroen	NLD	SP Motorsport	NLD	21799 47253	KR / TM / VEGA	9	7	5	1	0	13	13:25,909	1:01,099	2
										2	3	4	13	10:32,251	0:47,592	10
6	330	HOLZEM, Juliano	DEU	CPB Sport	FRA	11246 232241-1	Sodikart / TM / VEGA	13	6	3	4	3	13	10:34,464	0:47,781	10
										5	2	2	13	13:26,307	1:00,756	3
7	317	REUTERS, Dominik	DEU	AP-Racing	DEU	14038 12921	Birel Art / TM / VEGA	14	8	1	2	2	13	10:28,028	0:47,612	7
										3	3	3	13	10:31,581	0:47,787	9
8	333	NEGRUTSA, Mark	MDA	BIREL ART RACING KSW	AUT	MDIK230002 BK102	Birel Art / TM / VEGA	19	9	6	8	8	13	13:50,386	1:01,785	5
										1	3	3	13	10:30,023	0:47,564	9
9	346	ANDRISANI, Gianni	DEU	Mach1 Motorsport - Kartschmie.de	DEU	13762 16686	Mach 1 / TM / VEGA	20	18	4	6	6	13	10:37,797	0:47,880	8
										5	5	5	13	13:48,682	1:02,641	9
10	377	WALTER, Luca	DEU	Luca Walter	DEU	14151 14151	Alpha / TM / VEGA	20	27	2	9	9	13	10:37,192	0:47,819	9
										3	8	8	13	10:37,064	0:47,903	8
11	327	KUYPERS, Siep	NLD	CRG Holland	NLD	52719 15521	CRG / TM / VEGA	21	4	5	3	3	13	13:44,645	1:01,400	8
										1	4	4	13	10:30,088	0:47,541	12
12	357	REIBÖCK, Lukas	AUT	BIREL ART RACING KSW	AUT	JA2158 BK102	Birel Art / TM / VEGA	22	19	4	4	4	13	10:33,332	0:47,661	10
										5	5	5	13	10:35,508	0:47,772	9
13	353	ROTHSCHOPF, Alexander	AUT	BIREL ART RACING KSW	AUT	JK2188 BK102	Birel Art / TM / VEGA	23	10	6	10	10	13	13:56,327	1:02,430	9
										2	7	7	13	10:35,566	0:47,781	12
14	370	BILLMAN, Simon	SWE	KH Racing Team	SWE	87167 539	Birel Art / Modena / VEGA	23	14	3	9	9	13	10:38,090	0:47,728	13
										5	6	6	13	13:51,010	1:02,716	10
15	335	FELBERMAYR, Emma	AUT	TB Racing Team	DEU	JK2003 12562	KR / TM / VEGA	25	25	1	8	8	13	10:34,727	0:47,691	11
										3	6	6	13	10:35,908	0:47,762	9
16	351	ALGRE, Ken Oskar	EST	Maranello SRP Factory Team	DEU	23026 16067	Maranello / TM / VEGA	30	13	6	9	9	13	13:54,592	1:02,384	6
										1	10	10	13	10:35,666	0:47,889	10
17	319	GALLASIN, Celian	FRA	Maranello SRP Factory Team	DEU	263192 16067	Maranello / TM / VEGA	31	12	3	11	11	13	10:41,395	0:48,037	8
										6	2	2	13	13:32,466	1:01,402	12
18	314	TABAKOVIC, Ronny	DEU	C.K.R. SRL	ITA	27603 300098	CKR / TM / VEGA	32	28	2	12	12	13	10:43,114	0:47,561	8
										4	7	7	13	10:44,060	0:47,919	9
19	316	THOMSEN, Lukas	DEU	Mach1 Motorsport - Kartschmie.de	DEU	12991 16686	Mach 1 / TM / VEGA	34	17	6	6	6	13	13:44,608	1:01,998	12
										2	4	4	13	10:33,974	0:47,733	7
20	383	STANGE, Max	ESP	Dörr Motorsport	DEU	ITE-0251-ESP 16982	KR / IAME / VEGA	38	39	4	5	5	13	10:33,630	0:47,705	10
										6	21	21	13	14:25,664	1:03,018	12
21	391	SCHMARL, Jürgen	AUT	BIREL ART RACING KSW	AUT	JK 2019 / JA1176 BK 102	Birel Art / TM / VEGA	38	47	1	6	6	13	10:33,084	0:47,615	8
										4	2	2	13	10:32,360	0:47,729	10
22	382	FEDERER, Jannik	ITA	Maranello SRP Factory Team	DEU	504448 16067	Maranello / TM / VEGA	40	21	5	23	23	3	3:16,316	1:02,922	3
										1	9	9	13	10:34,805	0:47,799	11
23	313	KACIREK, Petr	CZE	DUCK RACING AUTOKLUB v ACR	CZE	23AS0116 23AT00161	MS Kart / TM / VEGA	41	41	4	9	9	13	10:44,405	0:47,808	11
										5	14	14	13	14:01,048	1:01,218	8
										2	19	19	13	11:04,309	0:47,794	7
										4	10	10	13	10:44,760	0:47,987	11
										6	5	5	13	13:44,181	1:00,991	12
										2	10	10	13	10:41,576	0:47,969	10
										3	24	24	5	4:26,327	0:48,775	4
										5	4	4	13	13:47,733	1:01,865	8
										2	14	14	13	10:47,130	0:48,152	7
										3	16	16	13	10:45,495	0:48,399	11
										5	8	8	13	13:54,257	1:02,369	8
										2	8	8	13	10:35,929	0:47,623	8
										4	19	19	13	10:50,606	0:47,681	9
										6	13	13	13	13:59,250	1:02,489	11
										2	11	11	13	10:42,910	0:48,039	8
										4	18	18	13	10:50,210	0:48,115	9
										6	12	12	13	13:58,303	1:02,786	9

Ranking Qualifying Heat DSKC (K22)

Strecke / track: 1190m

fastest Race Lap from Nikolas Roos in Heat 1 / Lap 7 in 0:47,415

Pos	Str. Nr.	Fahrer / Driver	Nation	Bewerber / Sponsor	Nation	Lizenz R-Lizenz	Chassis / Motor / Reifen	Punkte Points	Quali POS	Lauf Heat	Pos	Punkte Points	Rn. Lp.	Zeit Time	schnellste Lap fastest Lap	In Runde in Lap
24	387	VANZAN, Bruno	ITA	Bruno Vanzan	ITA	489753 489753	EKS / TM / VEGA	43	35	2	13	13	13	10:43,962	0:47,979	9
										3	14	14	13	10:42,774	0:48,019	7
										5	16	16	13	14:08,696	1:02,989	9
25	376	ERNST, Marcel	DEU	Marcel Ernst	DEU	34772 34772	Lenzokart / TM / VEGA	43	44	1	19	19	13	10:48,115	0:48,279	8
										4	13	13	13	10:46,226	0:48,168	9
										5	11	11	13	13:57,362	1:02,417	11
26	352	LAUER, Mario	DEU	APEX Performance Racing Team	DEU	25003 21544	Maranello / TM / VEGA	44	32	1	23	23	13	10:51,664	0:47,952	13
										4	12	12	13	10:45,919	0:48,033	8
										5	9	9	13	13:54,347	1:02,734	10
27	385	KROZSER, Menyhart	HUN	Dörr Motorsport	DEU	6353 16982	KR / IAME / VEGA	46	20	1	17	17	13	10:44,763	0:47,931	11
										4	8	8	13	10:44,093	0:48,012	11
										5	21	21	5	5:21,869	1:03,011	2
28	326	NAUMANN, Christian	DEU	C.K.R. SRL	ITA	29431 300098	CKR / TM / VEGA	47	43	2	21	21	12	10:44,195	0:48,808	6
										3	19	19	13	10:47,586	0:48,529	7
										5	7	7	13	13:53,600	1:02,907	7
29	310	ADAMS, Tom	GBR	Maranello SRP Factory Team	DEU	274267 16067	Maranello / TM / VEGA	48	30	1	11	11	13	10:36,470	0:47,938	9
										3	15	15	13	10:42,846	0:47,913	8
										6	22	22	13	14:26,236	1:02,974	12
30	389	JAHNSMÜLLER, Robert	DEU	Team NKS	DEU	11924 29153	DR / / VEGA	49	40	1	18	18	13	10:45,380	0:48,057	8
										4	16	16	13	10:49,294	0:48,322	9
										5	15	15	13	14:05,018	1:02,929	10
31	321	KAPETANIDIS, Vinzent	DEU	AP-Racing	DEU	17239 12921	Birel Art / TM / VEGA	49	45	2	18	18	13	10:51,103	0:48,419	8
										4	14	14	13	10:48,600	0:48,312	12
										6	17	17	13	14:09,224	1:03,196	8
32	322	JEFRY, Amer Harris	MYS	CPB Sport	FRA	030708-14-0103 232241-3	Sodikart / TM / VEGA	51	36	1	26	26	6	5:02,381	0:47,963	6
										4	15	15	13	10:48,659	0:48,020	13
										5	10	10	13	13:56,714	1:02,588	3
33	306	MAI, Emanuel	DEU	Solgat Motorsport	DEU	16484 KBF1079882	Birel Art / TM / VEGA	53	38	1	16	16	13	10:44,568	0:47,987	11
										3	12	12	13	10:41,529	0:47,946	6
										6	25	25	12	12:46,635	1:02,028	7
34	384	BREITENBACH, Florian	DEU	Nees Racing	DEU	16880 17863	Maranello / TM / VEGA	54	24	1	15	15	13	10:40,896	0:47,842	12
										4	17	17	13	10:50,103	0:47,977	9
										5	22	22	5	5:52,662	1:04,433	3
35	320	COLELLA, Luca	DEU	APEX Performance Racing Team	DEU	21369 21544	Maranello / TM / VEGA	54	26	1	12	12	13	10:37,853	0:47,945	9
										3	26	-	-	0:04,664	-	-
										6	16	16	13	14:07,010	1:02,344	12
36	380	TILLET, Archie	GBR	Maranello SRP Factory Team	DEU	214662 16067	Maranello / TM / VEGA	54	34	1	14	14	13	10:39,954	0:47,981	8
										3	22	22	13	10:49,728	0:48,211	9
										6	18	18	13	14:13,732	1:03,666	8
37	329	ELKJAER, Anders Amfelt	DNK	Maranello SRP Factory Team	DEU	902 16067	Maranello / TM / VEGA	54	42	1	20	20	13	10:48,517	0:48,562	10
										3	23	23	13	10:50,965	0:48,652	11
										6	11	11	13	13:57,785	1:02,899	11
38	381	BABAIOANA, Darius	ROU	Dörr Motorsport	DEU	46 i 16982	KR / IAME / VEGA	56	11	2	20	20	12	10:05,919	0:47,686	7
										3	7	7	13	10:36,116	0:47,611	10
										5	26	29	DNS	-	-	-
39	373	JANSSON, Patrik	SWE	KH Racing Team	SWE	7403 539	Birel Art / Modena / VEGA	56	16	1	7	7	13	10:33,983	0:47,693	12
										4	-	30	DSQ	-	-	-
										5	19	19	9	9:54,595	1:03,006	2
40	337	LA MARTINA, Vincenzo Alessio	ITA	ORACLE RACING SS D.A.R.L.	ITA	406393 403577	Birel Art / TM / VEGA	59	15	2	22	22	9	7:22,432	0:47,764	7
										3	13	13	13	10:41,530	0:47,928	8
										5	24	24	1	1:32,538	1:12,510	1
41	386	KNAPP, Martin	DEU	Team NKS	DEU	11206 29153	DR / T / VEGA	59	52	1	24	24	13	10:54,266	0:48,846	6
										4	23	23	13	10:54,875	0:48,921	11
										5	12	12	13	13:59,302	1:02,687	10
42	367	FELBERMAYR, Horst Felix	AUT	Haak Motorsport	DEU	JA2514 16974	KR / TM / VEGA	59	54	1	13	13	13	10:39,250	0:47,888	8
										3	18	18	13	10:47,044	0:48,088	7
										6	28	28	1	1:39,348	1:32,970	1
43	336	MALK, Cedric	CHE	Millennium Racing	DEU	1350 26567	Tony Kart / TM / VEGA	60	22	1	21	21	13	10:50,097	0:47,869	11
										3	25	25	-	0:05,333	-	-
										6	14	14	13	14:02,167	1:01,839	8
44	325	HOMMERSON, Alexander	NLD	CRG Holland	NLD	912327 15521 007	CRG / TM / VEGA	60	48	1	22	22	13	10:50,347	0:48,480	8
										4	21	21	13	10:53,594	0:48,773	9
										5	17	17	13	14:11,155	1:02,351	9
45	334	VLADIC, Lukas Milos	DEU	Maranello SRP Factory Team	DEU	33833 16067	Maranello / TM / VEGA	60	49	2	16	16	13	10:49,085	0:48,257	8
										4	20	20	13	10:53,034	0:48,227	9
										6	24	24	13	14:27,717	1:03,371	12
46	366	SCHREYER, Maximilian	DEU	Mach1 Motorsport - Kartschmie.de	DEU	31254 16686	Mach 1 / TM / VEGA	62	23	2	23	23	8	6:37,122	0:47,714	8
										3	10	10	13	10:41,271	0:47,706	7
										5	25	29	DNS	-	-	-

Ranking Qualifying Heat DSKC (KZ2)

Strecke / track: 1190m

fastest Race Lap from Nikolas Roos in Heat 1 / Lap 7 in 0:47,415

Pos	Str. Nr.	Fahrer Driver	Nation	Bewerber / Sponsor	Nation	Lizenz R-Lizenz	Chassis / Motor / Reifen	Punkte Points	Quali PDS	Lauf Heat	Pos	Punkte Points	Rn. Lp	Zeit Time	schnelste fastest Lap	Runde in Lap
47	343	STEEN, Bas	NLD	Bas Steen	NLD	31350	CKR / TM / VEGA	62	53	2	17	17	13	10:50,932	0:48,652	8
						31350				4	22	22	13	10:53,830	0:48,690	12
										6	23	23	13	14:27,486	1:04,384	12
48	375	JALAVA, Aleksi	FIN	LA Motorsport	FIN	34752874	Tony Kart / TM / VEGA	63	33	2	15	15	13	10:48,553	0:47,743	11
						50112252				4	26	29	DNS	-	-	-
										6	19	19	13	14:19,540	1:04,722	11
49	378	ACHILLEFS, Giannis	GRC	CPB Sport	FRA	5654	Sodikart / TM / VEGA	63	51	2	24	24	6	5:08,646	0:48,653	4
						232241-1				3	21	21	13	10:49,643	0:48,575	10
										5	18	18	11	11:50,794	1:02,553	8
50	388	AVANZATO, Roberto	ITA	AVANZATO ROBERTO	ITA	398054	Maranello / TM / VEGA	67	50	1	27	27	5	4:54,514	0:49,640	4
						398054				3	20	20	13	10:48,406	0:48,409	11
										6	20	20	13	14:23,936	1:04,019	9
51	307	SCHENCK, Maurice	DEU	APEX Performance Racing Team	DEU	10412	Maranello / TM / VEGA	69	29	2	-	30	DSQ	-	-	-
						21544				4	24	24	-	0:05,183	-	-
										6	15	15	13	14:06,534	1:02,175	13
52	390	AVILA MANRIQUE, Ricardo	ESP	BIREL ART RACING KSW	AUT	16072432D	Birel Art / TM / VEGA	69	46	1	25	25	11	9:12,488	0:48,380	9
						Bk102				3	17	17	13	10:46,710	0:48,592	8
										6	27	27	3	3:35,227	1:06,426	2
53	354	STEINBACH, Oskar	DEU	Georg Steinbach	DEU	10217	Sodikart / TM / VEGA	76	37	2	25	25	-	0:06,600	-	-
						BEK1155170				4	25	25	-	0:06,707	-	-
										6	26	26	4	4:43,654	1:03,944	2
54	318	DAMHUIS, Philipp	DEU	Philipp Damhuis	DEU	16926	KR / TM / VEGA	77	31	2	-	30	DSQ	-	-	-
						16926				3	27	27	-	0:05,549	-	-
										5	20	20	8	8:28,821	1:01,448	7

Rennleitung: Uwe Fuchs / Markus Peske Racedirektor: Horst Seidel

Sportkommissare: Nikolas Spaderna / Ulrich Bell / Gerhard Verlaan

Techn. Kommissare: H.-J. Dangers / M. Ambrosius / D. Pietzko / C. Schmidt / G. Mitscherling

Zeitnahme: KART-DATA timing service Franz Schieszler / Manuela Hintner

18	320	APEX Performance Racing Team COLELLA Luca Startposition 35
17	306	Solgat Motorsport MAI Emanuel Startposition 33
16	321	AP-Racing KAPETANIDIS Vinzent Startposition 31
15	310	Maranello SRP Factory Team ADAMS Tom Startposition 29
14	385	Dörr Motorsport KROZSER Menyhert Startposition 27
13	376	Marcel Ernst ERNST Marcel Startposition 25
12	313	DUCK RACING AUTOKLUB v ACR KACIREK Petr Startposition 23
11	391	BIREL ART RACING KSW SCHMARL Jürgen Startposition 21
10	316	Mach1 Motorsport - Kartschmie.de THOMSEN Lukas Startposition 19
9	319	Maranello SRP Factory Team GALLASIN Celian Startposition 17
8	335	TB Racing Team FELBERMAYR Emma Startposition 15
7	353	BIREL ART RACING KSW ROTHSCHOPF Alexander Startposition 13
6	327	CRG Holland KUYPERS Siep Startposition 11
5	346	Mach1 Motorsport - Kartschmie.de ANDRISANI Gianni Startposition 9
4	317	AP-Racing REUTERS Dominik Startposition 7
3	328	SP Motorsport BOS Jeroen Startposition 5
2	332	CRG Holland ROOS Nikolas Startposition 3
1	309	Maranello SRP Factory Team TRÖGER Niels Startposition 1

18	380	Maranello SRP Factory Team TILLET Archie Startposition 36
17	384	Nees Racing BREITENBACH Florian Startposition 34
16	322	CPB Sport JEFRY Amer Harris Startposition 32
15	389	Team NKS JAHNSMÜLLER Robert Startposition 30
14	326	C.K.R. SRL NAUMANN Christian Startposition 28
13	352	APEX Performance Racing Team LAUER Mario Startposition 26
12	387	Bruno Vanzan VANZAN Bruno Startposition 24
11	382	Maranello SRP Factory Team FEDERER Jannick Startposition 22
10	383	Dörr Motorsport STANGE Max Startposition 20
9	314	C.K.R. SRL TABAKOVIC Ronny Startposition 18
8	351	Maranello SRP Factory Team ALGRE Ken Oskar Startposition 16
7	370	KH Racing Team BILLMAN Simon Startposition 14
6	357	BIREL ART RACING KSW REIBÖCK Lukas Startposition 12
5	377	Luca Walter WALTER Luca Startposition 10
4	333	BIREL ART RACING KSW NEGRUTSA Mark Startposition 8
3	330	CPB Sport HOLZEM Juliano Startposition 6
2	312	Maranello SRP Factory Team RACKL Thomas Startposition 4
1	315	Mach1 Motorsport - Kartschmie.de HENSEN Linus Startposition 2

Starting Grid DSKC (KZ2)

Rennen 18

R 14 DSKC (K22) Heat 6 A <> B

Strecke / track: 1190m

fastest Lap Lukas THOMSEN at: 1:00,991

started: 28 classified: 28 not classified: 0

Pos	Stf. Nr.	Fahrer Driver	Nation	Bewerber / Sponsor	Nation	Lizenz	Chassis / Motor / Reifen	Penalty	Points	Runden Laps	Gesamtzeit Differenz	Abstand Gap	beste Runde best Lap	in R. in L.	o Geschw. n Speed
1	315	HENSEN, Linus	DEU	Mach1 Motorsport - Kartschmie.de	DEU	10705 16686	Mach 1 / TM / VEGA		0	13	13:28,103		1:01,055	6	68,9 km/h 70,2 km/h
2	370	BILLMAN, Simon	SWE	KH Racing Team	SWE	87167 539	Birel Art / Modena / VEGA		2	13	13:32,466 0:04,363	0:04,363	1:01,402	12	68,5 km/h 69,7 km/h
3	333	NEGRUTSA, Mark	MDA	BIREL ART RACING KSW	AUT	MDIK230002 BK102	Birel Art / TM / VEGA		3	13	13:36,492 0:08,389	0:04,026	1:01,434	8	68,2 km/h 69,7 km/h
4	309	TRÖGER, Niels	DEU	Maranello SRP Factory Team	DEU	18256 16067	Maranello / TM / VEGA		4	13	13:42,938	0:06,446	1:01,966	12	67,7 km/h 69,1 km/h
5	316	THOMSEN, Lukas	DEU	Mach1 Motorsport - Kartschmie.de	DEU	12991 16686	Mach 1 / TM / VEGA	5 sec.	5	13	13:44,181 0:16,078	0:01,243	1:00,991	12	67,6 km/h 70,2 km/h
6	335	FELBERMAYR, Emma	AUT	TB Racing Team	DEU	JK2003 12562	KR / TM / VEGA		6	13	13:44,608 0:16,505	0:00,427	1:01,998	12	67,5 km/h 69,1 km/h
7	332	ROOS, Nikolas	ZAF	CRG Holland	NLD	6601 15521 007	CRG / TM / VEGA	5 sec.	7	13	13:49,443 0:21,340	0:04,835	1:02,279	9	67,1 km/h 68,8 km/h
8	330	HOLZEM, Juliano	DEU	CPB Sport	FRA	11246 232241-1	Sodikart / TM / VEGA		8	13	13:50,386 0:22,283	0:00,943	1:01,785	5	67,1 km/h 69,3 km/h
9	353	ROTHSCHOPF, Alexander	AUT	BIREL ART RACING KSW	AUT	JK2188 BK102	Birel Art / TM / VEGA	5 sec.	9	13	13:54,592 0:26,489	0:04,206	1:02,384	6	66,7 km/h 68,8 km/h
10	346	ANDRISANI, Gianni	DEU	Mach1 Motorsport - Kartschmie.de	DEU	13762 16686	Mach 1 / TM / VEGA		10	13	13:56,327 0:28,224	0:01,735	1:02,430	9	66,6 km/h 68,6 km/h
11	329	ELKJAER, Anders Amfelt	DNK	Maranello SRP Factory Team	DEU	902 16067	Maranello / TM / VEGA		11	13	13:57,785 0:29,682	0:01,458	1:02,899	11	66,5 km/h 68,1 km/h
12	313	KACIREK, Petr	CZE	DUCK RACING AUTOKLUB v ACR	CZE	23AS0116 23AT00161	MS Kart / TM / VEGA		12	13	13:58,303 0:30,200	0:00,518	1:02,786	9	66,4 km/h 68,2 km/h
13	382	FEDERER, Jannick	ITA	Maranello SRP Factory Team	DEU	504448 16067	Maranello / TM / VEGA		13	13	13:59,250 0:31,147	0:00,947	1:02,489	11	66,4 km/h 68,6 km/h
14	336	MALK, Cedric	CHE	Millennium Racing	DEU	1350 26567	Tony Kart / TM / VEGA		14	13	14:02,167 0:34,064	0:02,917	1:01,839	8	66,1 km/h 69,3 km/h
15	307	SCHENCK, Maurice	DEU	APEX Performance Racing Team	DEU	10412 21544	Maranello / TM / VEGA		15	13	14:06,534 0:38,431	0:04,367	1:02,175	13	65,8 km/h 68,9 km/h
16	320	COLELLA, Luca	DEU	APEX Performance Racing Team	DEU	21369 21544	Maranello / TM / VEGA	5 sec.	16	13	14:07,910 0:38,907	0:00,476	1:02,344	12	65,8 km/h 67,8 km/h
17	321	KAPETANIDIS, Vinzent	DEU	AP-Racing	DEU	17239 12921	Birel Art / TM / VEGA		17	13	14:09,224 0:41,121	0:02,214	1:03,196	8	65,6 km/h 67,8 km/h
18	380	TILLET, Archie	GBR	Maranello SRP Factory Team	DEU	214662 16067	Maranello / TM / VEGA	5 sec.	18	13	14:13,732 0:45,629	0:04,508	1:03,666	8	65,2 km/h 67,3 km/h
19	375	JALAVA, Aleks	FIN	LA Motorsport	FIN	34752874 50112252	Tony Kart / TM / VEGA		19	13	14:19,540 0:51,437	0:05,808	1:04,722	11	64,8 km/h 66,2 km/h
20	388	AVANZATO, Roberto	ITA	AVANZATO ROBERTO	ITA	398054 398054	Maranello / TM / VEGA		20	13	14:23,936 0:55,833	0:04,396	1:04,019	9	64,5 km/h 66,9 km/h
21	351	ALGRE, Ken Oskar	EST	Maranello SRP Factory Team	DEU	23026 16067	Maranello / TM / VEGA		21	13	14:25,664 0:57,561	0:01,728	1:03,018	12	64,3 km/h 68 km/h
22	310	ADAMS, Tom	GBR	Maranello SRP Factory Team	DEU	274267 16067	Maranello / TM / VEGA		22	13	14:26,236 0:58,133	0:00,572	1:02,974	12	64,3 km/h 68 km/h
23	343	STEEN, Bas	NLD	Bas Steen	NLD	31350 31350	CKR / TM / VEGA	5 sec.	23	13	14:27,486 0:59,383	0:01,250	1:04,384	12	64,2 km/h 66,5 km/h
24	334	VLADIC, Lukas Milos	DEU	Maranello SRP Factory Team	DEU	33833 16067	Maranello / TM / VEGA	5 sec.	24	13	14:27,717 0:59,614	0:00,231	1:03,371	12	64,2 km/h 67,6 km/h
25	306	MAI, Emanuel	DEU	Solgat Motorsport	DEU	16484 KBF1079882	Birel Art / TM / VEGA		25	12	12:46,635 DNF	QualiP:20	1:02,028	7	67,1 km/h 69,1 km/h
26	354	STEINBACH, Oskar	DEU	Georg Steinbach	DEU	10217 BEK1155170	Sodikart / TM / VEGA		26	4	4:43,654 DNF	QualiP:19	1:03,944	2	67 km/h
27	390	AVILA MANRIQUE, Ricardo	ESP	BIREL ART RACING KSW	AUT	16072432D Bk102	Birel Art / TM / VEGA		27	3	3:35,227 DNF	QualiP:24	1:06,426	2	59,7 km/h 64,5 km/h
28	367	FELBERMAYR, Horst Felix	AUT	Haak Motorsport	DEU	JA2514 16974	KR / TM / VEGA		28	1	1:39,348 DNF	QualiP:28	1:32,970	1	43,1 km/h 46,1 km/h

SiNr. 316,332,353,320,343,380,334 5 sec. penalty Frontfairing

Rennleitung: Uwe Fuchs / Markus Peske Racedirektor: Horst Seidel
Sportkommissare: Nikolas Spaderna / Ulrich Bell / Gerhard Verlaan
Techn. Kommissare: H.-J. Dangers / M. Ambrosius / D. Pietzko / C. Schmidt / G. Mitscherling
Zeitnahme: KART-DATA timing service Franz Schieszler / Manuela Hintner

Zeitnahme / timekeeping
control *Schieszler*
Franz Schieszler
freigegeben: 18:16:41

R 14 DSKC (KZ2) Heat 6 A < > B

Fahrername Driver	Hensen Linus Rn. 6 70,2 km/h	Billman Simon Rn. 12 69,8 km/h	Negrutsa Mark Rn. 8 69,7 km/h	Tröger Niels Rn. 12 69,1 km/h	Thomsen Lukas Rn. 12 70,2 km/h	Felbermayr Emma Rn. 12 69,1 km/h	Roos Nikolas Rn. 9 68,8 km/h	Holzem Juliano Rn. 5 69,3 km/h	Rothschopf Alexander Rn. 6 68,7 km/h	Andrisani Gianni Rn. 9 68,6 km/h	Elkjaer Anders Amfelt Rn. 11 68,1 km/h	Kacirek Petr Rn. 9 68,2 km/h
Speed	70,2 km/h	69,8 km/h	69,7 km/h	69,1 km/h	70,2 km/h	69,1 km/h	68,8 km/h	69,3 km/h	68,7 km/h	68,6 km/h	68,1 km/h	68,2 km/h
Lap 1	1:04,685	1:04,878	1:06,008	1:05,471	1:07,516	1:06,038	1:05,816	1:04,536	1:06,662	1:07,849	1:09,262	1:09,924
Lap 2	1:02,076	1:03,541	1:03,304	1:03,304	1:04,231	1:04,238	1:03,703	1:02,904	1:05,234	1:05,112	1:04,906	1:05,325
Lap 3	1:01,870	1:02,771	1:02,724	1:03,337	1:03,045	1:04,014	1:04,029	1:03,295	1:04,293	1:05,615	1:03,733	1:04,798
Lap 4	1:01,734	1:02,182	1:03,347	1:03,712	1:03,971	1:03,730	1:03,359	1:02,727	1:03,386	1:04,196	1:04,326	1:03,385
Lap 5	1:02,208	1:01,690	1:03,016	1:03,390	1:02,857	1:03,582	1:03,234	1:01,785	1:03,481	1:05,540	1:04,358	1:04,196
Lap 6	1:01,055	1:01,522	1:01,758	1:03,113	1:02,073	1:02,733	1:03,108	1:02,172	1:02,384	1:03,444	1:03,324	1:03,579
Lap 7	1:01,260	1:01,546	1:01,507	1:02,469	1:01,447	1:02,283	1:02,328	1:02,089	1:02,528	1:02,852	1:03,549	1:02,853
Lap 8	1:01,325	1:01,487	1:01,434	1:02,677	1:01,785	1:02,572	1:02,941	1:02,197	1:02,754	1:02,962	1:03,453	1:03,482
Lap 9	1:01,883	1:01,941	1:02,272	1:02,160	1:01,540	1:02,343	1:02,279	1:02,275	1:02,686	1:02,430	1:02,903	1:02,786
Lap 10	1:01,692	1:01,928	1:02,023	1:02,966	1:02,830	1:02,074	1:02,940	1:03,058	1:02,803	1:02,753	1:02,975	1:02,944
Lap 11	1:01,703	1:01,925	1:01,814	1:02,940	1:01,196	1:02,110	1:02,492	1:02,986	1:03,048	1:03,041	1:02,899	1:03,229
Lap 12	1:01,939	1:01,402	1:01,712	1:01,966	1:00,991	1:01,998	1:02,519	1:03,529	1:03,185	1:03,477	1:03,304	1:03,152
Lap 13	1:01,264	1:01,533	1:01,539	1:02,330	1:01,296	1:02,173	1:02,635	1:03,189	1:03,189	1:02,739	1:03,252	1:03,174

R 14 DSKC (KZ2) Heat 6 A < > B

Fahrername Driver	Federer Jannick	Malk Cedric	Schenk Maurice	Colella Luca	Kapetanidis Vinzent	Tillett Archie	Jalava Aleksi	Avanzato Roberto	Algre Ken Oskar	Adams Tom	Steen Bas	Vladic Lukas Milos
schnellste Runde in Runde	1:02,489 Rn. 11	1:01,839 Rn. 8	1:02,175 Rn. 13	1:02,344 Rn. 12	1:03,196 Rn. 8	1:03,666 Rn. 8	1:04,722 Rn. 11	1:04,019 Rn. 9	1:03,018 Rn. 12	1:02,974 Rn. 12	1:04,384 Rn. 12	1:03,371 Rn. 12
Speed	68,6 km/h	69,3 km/h	68,9 km/h	68,7 km/h	67,8 km/h	67,3 km/h	66,2 km/h	66,9 km/h	68,0 km/h	68,0 km/h	66,5 km/h	67,6 km/h
Lap 1	1:06,987	1:26,138	1:21,286	1:13,386	1:11,075	1:11,418	1:08,949	1:10,971	1:07,033	1:28,739	1:10,664	1:11,685
Lap 2	1:05,157	1:03,030	1:03,654	1:06,185	1:05,495	1:05,067	1:07,114	1:06,322	1:35,380	1:05,475	1:06,283	1:06,201
Lap 3	1:04,077	1:02,991	1:03,222	1:06,509	1:06,011	1:05,693	1:06,510	1:12,823	1:04,003	1:05,043	1:07,611	1:06,710
Lap 4	1:10,609	1:02,516	1:04,338	1:04,068	1:06,129	1:04,541	1:06,364	1:04,956	1:04,304	1:04,956	1:06,134	1:04,011
Lap 5	1:04,116	1:02,866	1:04,105	1:04,611	1:05,679	1:04,378	1:05,678	1:04,633	1:03,576	1:04,251	1:06,280	1:05,717
Lap 6	1:03,520	1:02,800	1:04,099	1:03,002	1:04,341	1:03,779	1:05,109	1:04,213	1:03,543	1:04,712	1:05,086	1:05,080
Lap 7	1:02,748	1:02,576	1:04,019	1:03,021	1:03,374	1:04,196	1:04,729	1:08,235	1:03,029	1:04,406	1:04,717	1:04,414
Lap 8	1:02,819	1:01,839	1:02,429	1:02,718	1:03,196	1:03,666	1:04,977	1:04,635	1:03,134	1:04,555	1:04,896	1:04,790
Lap 9	1:02,844	1:03,142	1:02,385	1:03,472	1:03,266	1:03,769	1:05,090	1:04,019	1:03,705	1:04,412	1:04,480	1:04,870
Lap 10	1:02,850	1:02,284	1:02,976	1:02,505	1:03,737	1:04,513	1:05,217	1:04,174	1:03,571	1:04,378	1:04,514	1:10,191
Lap 11	1:02,489	1:02,508	1:02,687	1:02,409	1:03,482	1:03,842	1:04,722	1:04,157	1:03,411	1:04,327	1:04,972	1:03,996
Lap 12	1:03,028	1:01,939	1:04,252	1:02,344	1:03,756	1:04,288	1:04,759	1:04,313	1:03,018	1:02,974	1:04,384	1:03,371
Lap 13	1:03,409	1:03,036	1:02,175	1:03,043	1:04,033	1:04,476	1:05,245	1:04,190	1:03,756	1:03,019	1:05,946	1:05,679

R 14 DSKC (KZ2) Heat 6 A < > B

Fahrername Driver	Mai Emanuel	Steinbach Oskar	Avila Manrique Ricardo	Felbermayr Horst Felix
schnellste Runde in Runde	1:02,028 Rn. 7	1:03,944 Rn. 2	1:06,426 Rn. 2	1:32,970 Rn. 1
Speed	69,1 km/h	67,0 km/h	64,5 km/h	46,1 km/h
Lap 1	1:07,732	1:08,361	1:12,903	1:32,970
Lap 2	1:04,413	1:03,944	1:06,426	
Lap 3	1:04,295	1:03,971	1:09,998	
Lap 4	1:03,422	1:22,010		
Lap 5	1:02,958			
Lap 6	1:02,349			
Lap 7	1:02,028			
Lap 8	1:02,380			
Lap 9	1:02,704			
Lap 10	1:02,712			
Lap 11	1:02,864			
Lap 12	1:03,413			
Lap 13				

R 14 DSKC (KZ2) Heat 6 A < > B

Ziel		Sektion 1		Sektion 2		Sektion 3	
Fahrername	Zeit	Fahrername	Zeit	Fahrername	Zeit	Fahrername	Zeit
1 316 Thomsen,Lukas	1:00,991	370 Billman,Simon	0:21,606	315 Hensen,Linus	0:20,851	330 Holzem,Juliano	0:17,278
2 315 Hensen,Linus	1:01,055	316 Thomsen,Lukas	0:21,733	316 Thomsen,Lukas	0:20,903	315 Hensen,Linus	0:18,136
3 370 Billman,Simon	1:01,402	315 Hensen,Linus	0:21,869	333 Negrutsa,Mark	0:20,950	316 Thomsen,Lukas	0:18,202
4 333 Negrutsa,Mark	1:01,434	333 Negrutsa,Mark	0:22,008	370 Billman,Simon	0:20,978	333 Negrutsa,Mark	0:18,206
5 330 Holzem,Juliano	1:01,785	335 Felbermayr,Emma	0:22,138	309 Tröger,Niels	0:21,089	320 Colella,Luca	0:18,248
6 336 Malk,Cedric	1:01,839	336 Malk,Cedric	0:22,160	306 Mai,Emanuel	0:21,095	335 Felbermayr,Emma	0:18,259
7 309 Tröger,Niels	1:01,966	330 Holzem,Juliano	0:22,194	335 Felbermayr,Emma	0:21,127	370 Billman,Simon	0:18,262
8 335 Felbermayr,Emma	1:01,998	320 Colella,Luca	0:22,297	353 Rothschofp,Alexander	0:21,143	336 Malk,Cedric	0:18,291
9 306 Mai,Emanuel	1:02,028	332 Roos,Nikolas	0:22,343	332 Roos,Nikolas	0:21,155	346 Andrisani,Gianni	0:18,327
10 307 Schenck,Maurice	1:02,175	321 Kapetanidis,Vinzent	0:22,463	336 Malk,Cedric	0:21,213	309 Tröger,Niels	0:18,333
11 332 Roos,Nikolas	1:02,279	307 Schenck,Maurice	0:22,464	330 Holzem,Juliano	0:21,230	332 Roos,Nikolas	0:18,352
12 320 Colella,Luca	1:02,344	346 Andrisani,Gianni	0:22,498	346 Andrisani,Gianni	0:21,264	307 Schenck,Maurice	0:18,360
13 353 Rothschofp,Alexander	1:02,384	306 Mai,Emanuel	0:22,498	307 Schenck,Maurice	0:21,286	306 Mai,Emanuel	0:18,360
14 346 Andrisani,Gianni	1:02,430	353 Rothschofp,Alexander	0:22,537	321 Kapetanidis,Vinzent	0:21,351	382 Federer,Jannick	0:18,452
15 382 Federer,Jannick	1:02,489	309 Tröger,Niels	0:22,541	382 Federer,Jannick	0:21,357	353 Rothschofp,Alexander	0:18,490
16 313 Kacirek,Petr	1:02,786	382 Federer,Jannick	0:22,559	320 Colella,Luca	0:21,381	310 Adams,Tom	0:18,502
17 329 Elkjaer,Anders Amfelt	1:02,899	329 Elkjaer,Anders Amfelt	0:22,594	313 Kacirek,Petr	0:21,384	351 Algre,Ken Oskar	0:18,514
18 310 Adams,Tom	1:02,974	313 Kacirek,Petr	0:22,605	310 Adams,Tom	0:21,460	329 Elkjaer,Anders Amfelt	0:18,519
19 351 Algre,Ken Oskar	1:03,018	351 Algre,Ken Oskar	0:22,635	329 Elkjaer,Anders Amfelt	0:21,470	313 Kacirek,Petr	0:18,634
20 321 Kapetanidis,Vinzent	1:03,196	334 Vlastic,Lukas Milos	0:22,739	380 Tillett,Archie	0:21,473	380 Tillett,Archie	0:18,671
21 334 Vlastic,Lukas Milos	1:03,371	310 Adams,Tom	0:22,812	351 Algre,Ken Oskar	0:21,535	354 Steinbach,Oskar	0:18,683
22 380 Tillett,Archie	1:03,666	380 Tillett,Archie	0:22,823	354 Steinbach,Oskar	0:21,558	321 Kapetanidis,Vinzent	0:18,788
23 354 Steinbach,Oskar	1:03,944	375 Jalava,Aleksi	0:23,121	334 Vlastic,Lukas Milos	0:21,642	334 Vlastic,Lukas Milos	0:18,874
24 388 Avanzato,Roberto	1:04,019	388 Avanzato,Roberto	0:23,142	388 Avanzato,Roberto	0:21,704	388 Avanzato,Roberto	0:18,970
25 343 Steen,Bas	1:04,384	343 Steen,Bas	0:23,375	343 Steen,Bas	0:21,787	375 Jalava,Aleksi	0:19,000
26 375 Jalava,Aleksi	1:04,722	354 Steinbach,Oskar	0:23,377	375 Jalava,Aleksi	0:22,164	343 Steen,Bas	0:19,003
27 390 Avila Manrique,Ricardo	1:06,426	390 Avila Manrique,Ricardo	0:24,440	390 Avila Manrique,Ricardo	0:22,321	390 Avila Manrique,Ricardo	0:19,034
28 367 Felbermayr,Horst Felix	1:32,970	367 Felbermayr,Horst Felix	0:26,089	367 Felbermayr,Horst Felix	0:44,364	367 Felbermayr,Horst Felix	0:22,517

R 14 DSKG (KZ2) Heat 6 A < > B

Die schnellsten Zeiten

Ort	Nr. Fahrername	Streckenl.	Zeit	Ø Speed
Ziel	316 Thomsen,Lukas	1190 m	1:00,991	70,2 km/h
Sektion 1	370 Billman,Simon	452 m	0:21,606	75,3 km/h
Sektion 2	315 Hensen,Linus	368 m	0:20,851	63,5 km/h
Sektion 3	330 Holzem,Juliano	370 m	0:17,278	77,1 km/h

	Stmr.315 Hensen,Linus DEU	Stmr.370 Billman,Simon SWE	Stmr.333 Negrutsa,Mark MDA	Stmr.316 Thomsen,Lukas DEU	Stmr.309 Tröger,Niels DEU
	Mach1 Motorsport - Kartschmie.de theoretisch mögliche Bestzeit 1:00,856	KH Racing Team theoretisch mögliche Bestzeit 1:00,846	BIREL ART RACING KSW theoretisch mögliche Bestzeit 1:01,164	Mach1 Motorsport - Kartschmie.de theoretisch mögliche Bestzeit 1:00,838	Maranello SRP Factory Team theoretisch mögliche Bestzeit 1:01,963
best	Ziel Sektion 1 Sektion 2 Sektion 3 1:01,055 0:21,869 0:20,851 0:18,136	Ziel Sektion 1 Sektion 2 Sektion 3 1:01,402 0:21,606 0:20,978 0:18,262	Ziel Sektion 1 Sektion 2 Sektion 3 1:01,434 0:22,008 0:20,950 0:18,206	Ziel Sektion 1 Sektion 2 Sektion 3 1:00,991 0:21,733 0:20,903 0:18,202	Ziel Sektion 1 Sektion 2 Sektion 3 1:01,966 0:22,541 0:21,089 0:18,333
Runde 1	1:04,685 0:24,134 0:21,982 0:18,569	1:04,878 0:23,831 0:22,420 0:18,627	1:06,008 0:24,567 0:22,168 0:19,273	1:07,516 0:26,095 0:22,106 0:19,315	1:05,471 0:24,459 0:22,316 0:18,696
Runde 2	1:02,076 0:22,517 0:21,210 0:18,349	1:03,541 0:23,433 0:21,636 0:18,472	1:03,304 0:22,711 0:21,920 0:18,673	1:04,231 0:23,922 0:21,395 0:18,914	1:03,304 0:23,313 0:21,148 0:18,843
Runde 3	1:01,870 0:22,313 0:21,404 0:18,153	1:02,771 0:22,966 0:21,319 0:18,486	1:02,724 0:22,827 0:21,444 0:18,453	1:03,045 0:22,876 0:21,154 0:19,015	1:03,337 0:23,128 0:21,578 0:18,631
Runde 4	1:01,734 0:22,286 0:21,180 0:18,268	1:02,182 0:22,644 0:21,129 0:18,409	1:03,347 0:23,000 0:22,064 0:18,283	1:03,971 0:23,423 0:21,272 0:19,276	1:03,712 0:23,621 0:21,428 0:18,663
Runde 5	1:02,208 0:22,593 0:21,340 0:18,275	1:01,690 0:22,366 0:21,003 0:18,321	1:03,016 0:22,738 0:21,592 0:18,686	1:02,857 0:22,755 0:21,647 0:18,455	1:03,390 0:23,045 0:21,656 0:18,689
Runde 6	1:01,055 0:22,068 0:20,851 0:18,136	1:01,522 0:22,195 0:21,065 0:18,262	1:01,758 0:22,449 0:20,950 0:18,359	1:02,073 0:22,531 0:21,217 0:18,325	1:03,113 0:23,166 0:21,258 0:18,689
Runde 7	1:01,260 0:21,907 0:21,074 0:18,279	1:01,546 0:22,141 0:20,978 0:18,427	1:01,507 0:22,132 0:21,052 0:18,323	1:01,447 0:22,126 0:21,081 0:18,240	1:02,469 0:22,617 0:21,293 0:18,559
Runde 8	1:01,325 0:21,889 0:21,097 0:18,339	1:01,487 0:22,082 0:21,036 0:18,369	1:01,434 0:22,008 0:21,186 0:18,240	1:01,785 0:22,139 0:21,181 0:18,465	1:02,677 0:22,927 0:21,110 0:18,640
Runde 9	1:01,883 0:22,098 0:21,445 0:18,340	1:01,941 0:22,057 0:21,543 0:18,341	1:02,272 0:22,767 0:21,299 0:18,206	1:01,540 0:22,088 0:21,263 0:18,239	1:02,160 0:22,627 0:21,128 0:18,405
Runde 10	1:01,692 0:22,081 0:21,291 0:18,320	1:01,928 0:22,141 0:21,306 0:18,481	1:02,023 0:22,286 0:21,389 0:18,348	1:02,830 0:22,965 0:21,254 0:18,611	1:02,966 0:22,829 0:21,379 0:18,758
Runde 11	1:01,703 0:22,111 0:21,082 0:18,510	1:01,925 0:22,307 0:21,166 0:18,452	1:01,814 0:22,165 0:21,248 0:18,401	1:01,196 0:21,995 0:20,903 0:18,298	1:02,940 0:23,011 0:21,380 0:18,549
Runde 12	1:01,939 0:22,067 0:21,446 0:18,426	1:01,402 0:21,606 0:21,509 0:18,287	1:01,712 0:22,096 0:21,204 0:18,412	1:00,991 0:21,733 0:20,942 0:18,316	1:01,966 0:22,544 0:21,089 0:18,333
Runde 13	1:01,264 0:21,869 0:21,121 0:18,274	1:01,533 0:22,022 0:21,162 0:18,349	1:01,539 0:22,110 0:21,215 0:18,214	1:01,296 0:21,935 0:21,159 0:18,202	1:02,330 0:22,541 0:21,244 0:18,545

R 14 DSKG (KZ2) Heat 6 A < > B

Die schnellsten Zeiten

Ort	Nr. Fahrername	Streckenl.	Zeit	Ø Speed
Ziel	316 Thomsen,Lukas	1190 m	1:00,991	70,2 km/h
Sektion 1	370 Billman,Simon	452 m	0:21,606	75,3 km/h
Sektion 2	315 Hensen,Linus	368 m	0:20,851	63,5 km/h
Sektion 3	330 Holzem,Juliano	370 m	0:17,278	77,1 km/h

	Stmr.332 Roos,Nikolas ZAF CRG Holland	Stmr.335 Felbermayr,Emma AUT TB Racing Team	Stmr.353 Rothschopf,Alexander AUT BIREL ART RACING KSW	Stmr.330 Holzem,Juliano DEU CPB Sport	Stmr.346 Andrisani,Gianni DEU Mach1 Motorsport - Kartschmie.de
	theoretisch mögliche Bestzeit 1:01,850	theoretisch mögliche Bestzeit 1:01,524	theoretisch mögliche Bestzeit 1:02,170	theoretisch mögliche Bestzeit 1:00,702	theoretisch mögliche Bestzeit 1:02,089
best	Ziel Sektion 1 Sektion 2 Sektion 3 1:02,279 0:22,343 0:21,155 0:18,352	Ziel Sektion 1 Sektion 2 Sektion 3 1:01,998 0:22,138 0:21,127 0:18,259	Ziel Sektion 1 Sektion 2 Sektion 3 1:02,384 0:22,537 0:21,143 0:18,490	Ziel Sektion 1 Sektion 2 Sektion 3 1:01,785 0:22,194 0:21,230 0:17,278	Ziel Sektion 1 Sektion 2 Sektion 3 1:02,430 0:22,498 0:21,264 0:18,327
Runde 1	1:05,816 0:24,752 0:22,492 0:18,572	1:06,038 0:24,409 0:22,351 0:19,278	1:06,662 0:24,854 0:22,346 0:19,462	1:04,536 0:23,500 0:21,925 0:19,111	1:07,849 0:25,614 0:22,606 0:19,629
Runde 2	1:03,703 0:23,490 0:21,414 0:18,799	1:04,238 0:23,549 0:21,575 0:19,114	1:05,234 0:24,539 0:21,807 0:18,888	1:02,904	1:05,112 0:24,261 0:21,865 0:18,986
Runde 3	1:04,029 0:23,404 0:21,721 0:18,904	1:04,014 0:23,343 0:21,693 0:18,978	1:04,293 0:23,852 0:21,665 0:18,776	1:03,295 0:23,115 0:21,447 0:18,733	1:05,615 0:24,129 0:22,074 0:19,412
Runde 4	1:03,359 0:23,175 0:21,433 0:18,751	1:03,730 0:23,202 0:21,479 0:19,049	1:03,386 0:23,086 0:21,399 0:18,901	1:02,727 0:22,728 0:21,626 0:18,373	1:04,196 0:23,572 0:21,574 0:19,050
Runde 5	1:03,234 0:23,062 0:21,449 0:18,723	1:03,582 0:23,059 0:21,555 0:18,968	1:03,481 0:23,130 0:21,632 0:18,719	1:01,785 0:23,173 0:21,334 0:17,278	1:05,540 0:24,030 0:22,556 0:18,954
Runde 6	1:03,108 0:22,832 0:21,687 0:18,589	1:02,733 0:22,627 0:21,515 0:18,591	1:02,384 0:22,724 0:21,170 0:18,490	1:02,172 0:22,194 0:21,230 0:18,748	1:03,444 0:22,926 0:21,612 0:18,906
Runde 7	1:02,328 0:22,387 0:21,370 0:18,571	1:02,283 0:22,515 0:21,509 0:18,259	1:02,528 0:22,591 0:21,349 0:18,588	1:02,089 0:22,555 0:21,320 0:18,214	1:02,852 0:22,543 0:21,264 0:19,045
Runde 8	1:02,941 0:22,644 0:21,707 0:18,590	1:02,572 0:22,506 0:21,333 0:18,733	1:02,754 0:22,757 0:21,428 0:18,569	1:02,197 0:22,287 0:21,388 0:18,522	1:02,962 0:22,832 0:21,453 0:18,677
Runde 9	1:02,279 0:22,618 0:21,309 0:18,352	1:02,343 0:22,282 0:21,309 0:18,752	1:02,686 0:22,784 0:21,143 0:18,759	1:02,275 0:22,525 0:21,252 0:18,498	1:02,430 0:22,651 0:21,452 0:18,327
Runde 10	1:02,940 0:22,676 0:21,640 0:18,624	1:02,074 0:22,290 0:21,169 0:18,615	1:02,803 0:22,537 0:21,481 0:18,785	1:03,058 0:22,583 0:21,363 0:19,112	1:02,753 0:22,790 0:21,379 0:18,584
Runde 11	1:02,492 0:22,371 0:21,596 0:18,525	1:02,110 0:22,153 0:21,329 0:18,628	1:03,048 0:22,668 0:21,712 0:18,668	1:02,986 0:22,852 0:21,361 0:18,773	1:03,041 0:22,608 0:21,751 0:18,682
Runde 12	1:02,519 0:22,736 0:21,155 0:18,628	1:01,998 0:22,228 0:21,127 0:18,643	1:03,185 0:22,643 0:21,800 0:18,742	1:03,529 0:22,666 0:21,442 0:19,421	1:03,477 0:23,102 0:21,767 0:18,608
Runde 13	1:02,635 0:22,343 0:21,644 0:18,648	1:02,173 0:22,138 0:21,674 0:18,361	1:03,189 0:22,700 0:21,848 0:18,641	0:22,735 0:21,900	1:02,739 0:22,498 0:21,456 0:18,785

R 14 DSKG (KZ2) Heat 6 A < > B

Die schnellsten Zeiten

Ort	Nr. Fahrername	Zeit	Streckenl.	Ø Speed
Ziel	316 Thomsen,Lukas	1:00,991	1190 m	70,2 km/h
Sektion 1	370 Billman,Simon	0:21,606	452 m	75,3 km/h
Sektion 2	315 Hensen, Linus	0:20,851	368 m	63,5 km/h
Sektion 3	330 Holzem,Juliano	0:17,278	370 m	77,1 km/h

	Smr.329 Elkjaer,Anders Amfelt DNK Maranello SRP Factory Team		Smr.313 Kacirek,Petr CZE DUCK RACING AUTOKLUB v ACR		Smr.382 Federer,Jannick ITA Maranello SRP Factory Team		Smr.320 Colella,Luca DEU APEX Performance Racing Team		Smr.336 Malk,Cedric CHE Millennium Racing							
	theoretisch mögliche Bestzeit 1:02,583		theoretisch mögliche Bestzeit 1:02,623		theoretisch mögliche Bestzeit 1:02,368		theoretisch mögliche Bestzeit 1:01,926		theoretisch mögliche Bestzeit 1:01,664							
	Ziel	Sektion 1	Sektion 2	Sektion 3	Ziel	Sektion 1	Sektion 2	Sektion 3	Ziel	Sektion 1	Sektion 2	Sektion 3				
best	1:02,899	0:22,594	0:21,470	0:18,519	1:02,786	0:22,605	0:21,384	0:18,634	1:02,344	0:22,297	0:21,381	0:18,248	1:01,839	0:22,160	0:21,213	0:18,291
Runde 1	1:09,262	0:27,330	0:22,948	0:18,984	1:09,924	0:27,451	0:23,036	0:19,437	1:13,386	0:30,900	0:22,868	0:19,618	1:26,138	0:45,697	0:21,572	0:18,869
Runde 2	1:04,906	0:23,762	0:22,345	0:18,799	1:05,325	0:23,475	0:22,594	0:19,256	1:06,185	0:24,969	0:22,182	0:19,034	1:03,030	0:22,751	0:21,469	0:18,810
Runde 3	1:03,733	0:23,310	0:21,626	0:18,797	1:04,798	0:24,024	0:21,862	0:18,912	1:06,509	0:24,289	0:22,436	0:19,784	1:02,991	0:22,621	0:21,653	0:18,717
Runde 4	1:04,326	0:23,395	0:21,710	0:19,221	1:03,385	0:23,162	0:21,420	0:18,803	1:04,068	0:23,580	0:21,660	0:18,828	1:02,516	0:22,975	0:21,250	0:18,291
Runde 5	1:04,358	0:23,410	0:22,429	0:18,519	1:04,196	0:22,884	0:22,264	0:19,048	1:04,611	0:23,672	0:22,082	0:18,857	1:02,866	0:22,483	0:21,842	0:18,541
Runde 6	1:03,324	0:22,906	0:21,732	0:18,686	1:03,579	0:23,039	0:21,561	0:18,979	1:03,520	0:22,915	0:21,719	0:18,886	1:02,800	0:22,629	0:21,663	0:18,508
Runde 7	1:03,549	0:22,630	0:22,021	0:18,898	1:02,853	0:22,630	0:21,407	0:18,816	1:02,748	0:22,750	0:21,372	0:18,626	1:02,576	0:22,627	0:21,427	0:18,522
Runde 8	1:03,453	0:23,245	0:21,626	0:18,582	1:03,482	0:23,039	0:21,714	0:18,729	1:02,819	0:22,671	0:21,357	0:18,791	1:01,839	0:22,217	0:21,213	0:18,409
Runde 9	1:02,903	0:22,805	0:21,470	0:18,628	1:02,786	0:22,768	0:21,384	0:18,634	1:02,844	0:22,734	0:21,464	0:18,646	1:03,142	0:22,247	0:22,380	0:18,515
Runde 10	1:02,975	0:22,820	0:21,536	0:18,619	1:02,944	0:22,741	0:21,504	0:18,699	1:02,850	0:22,559	0:21,632	0:18,659	1:02,284	0:22,525	0:21,363	0:18,396
Runde 11	1:02,899	0:22,594	0:21,503	0:18,802	1:03,229	0:22,804	0:21,522	0:18,903	1:02,489	0:22,624	0:21,413	0:18,452	1:02,508	0:22,337	0:21,586	0:18,585
Runde 12	1:03,304	0:22,878	0:21,804	0:18,622	1:03,152	0:22,605	0:21,680	0:18,867	1:03,028	0:22,708	0:21,623	0:18,697	1:01,939	0:22,160	0:21,382	0:18,397
Runde 13	1:03,252	0:22,733	0:21,823	0:18,696	1:03,174	0:22,653	0:21,633	0:18,888	1:03,409	0:22,804	0:21,835	0:18,770	1:03,036	0:22,459	0:21,963	0:18,614

R 14 DSKG (KZ2) Heat 6 A < > B

Die schnellsten Zeiten

Ort	Nr. Fahrername	Streckenl.	Zeit	Ø Speed
Ziel	316 Thomsen,Lukas	1190 m	1:00,991	70,2 km/h
Sektion 1	370 Billman,Simon	452 m	0:21,606	75,3 km/h
Sektion 2	315 Hensen, Linus	368 m	0:20,851	63,5 km/h
Sektion 3	380 Holzem,Juliano	370 m	0:17,278	77,1 km/h

Snr.307 Schenck,Maurice DEU APEX Performance Racing Team		Snr.380 Tillet,Archie GBR Maranello SRP Factory Team		Snr.321 Kapetamidis,Vincent DEU AP-Racing		Snr.375 Jalava,Aleksi FIN LA Motorsport		Snr.343 Steen,Bas NLD Bas Steen				
theoretisch mögliche Bestzeit 1:02,110		theoretisch mögliche Bestzeit 1:02,967		theoretisch mögliche Bestzeit 1:02,602		theoretisch mögliche Bestzeit 1:04,285		theoretisch mögliche Bestzeit 1:04,165				
Ziel	Sektion 1	Sektion 2	Sektion 3	Ziel	Sektion 1	Sektion 2	Sektion 3	Ziel	Sektion 1			
best	1:02,175	0:22,464	0:21,286	0:18,360	1:03,666	0:22,823	0:21,473	0:18,671	1:04,384	0:23,375	0:21,787	0:19,003
Runde 1	1:21,286	0:27,437	0:35,098	0:18,751	1:11,418	0:27,435	0:24,432	0:19,551	1:10,664	0:27,499	0:23,223	0:19,942
Runde 2	1:03,654	0:23,084	0:21,639	0:18,931	1:05,067	0:23,689	0:21,762	0:19,616	1:06,283	0:24,435	0:22,198	0:19,650
Runde 3	1:03,222	0:22,877	0:21,778	0:18,567	1:05,693	0:24,213	0:22,264	0:19,216	1:07,611	0:24,592	0:22,923	0:20,096
Runde 4	1:04,338	0:23,867	0:21,478	0:18,993	1:04,541	0:23,508	0:22,031	0:19,002	1:06,134	0:24,302	0:22,385	0:19,447
Runde 5	1:04,105	0:24,038	0:21,671	0:18,396	1:04,378	0:23,614	0:21,861	0:18,903	1:06,280	0:24,057	0:23,082	0:19,141
Runde 6	1:04,099	0:23,092	0:22,112	0:18,895	1:03,779	0:23,320	0:21,473	0:18,986	1:05,086	0:23,636	0:22,218	0:19,232
Runde 7	1:04,019	0:23,387	0:21,779	0:18,853	1:04,196	0:23,280	0:21,960	0:18,956	1:04,717	0:23,709	0:22,005	0:19,003
Runde 8	1:02,429	0:22,583	0:21,286	0:18,560	1:03,666	0:23,034	0:21,587	0:19,045	1:04,896	0:23,725	0:21,959	0:19,212
Runde 9	1:02,385	0:22,464	0:21,420	0:18,501	1:03,769	0:23,184	0:21,630	0:18,955	1:04,480	0:23,417	0:21,907	0:19,156
Runde 10	1:02,976	0:22,965	0:21,632	0:18,379	1:04,513	0:23,784	0:21,799	0:18,930	1:04,514	0:23,375	0:21,787	0:19,352
Runde 11	1:02,687	0:22,527	0:21,526	0:18,634	1:03,842	0:22,823	0:22,065	0:18,954	1:04,972	0:23,490	0:22,051	0:19,431
Runde 12	1:04,252	0:23,599	0:22,088	0:18,565	1:04,288	0:23,593	0:22,024	0:18,671	1:04,384	0:23,378	0:21,885	0:19,121
Runde 13	1:02,175	0:22,471	0:21,344	0:18,360	1:04,476	0:23,509	0:21,961	0:19,006	1:05,946	0:23,656	0:22,859	0:19,431

R 14 DSKG (KZ2) Heat 6 A < > B

Die schnellsten Zeiten

Ort	Nr. Fahrername	Streckenl.	ø Speed
Ziel	316 Thomsen,Lukas	1190 m	70,2 km/h
Sektion 1	370 Billman,Simon	452 m	75,3 km/h
Sektion 2	315 Hensen, Linus	368 m	63,5 km/h
Sektion 3	380 Holzem,Juliano	370 m	77,1 km/h

	Smr.334 Vradic,Lukas Milos DEU Maranello SRP Factory Team theoretisch mögliche Bestzeit 1:03,255	Smr.388 Avanzato,Roberto ITA AVANZATO ROBERTO theoretisch mögliche Bestzeit 1:03,816	Smr.351 Algire,Ken Oskar EST Maranello SRP Factory Team theoretisch mögliche Bestzeit 1:02,684	Smr.310 Adams,Tom GBR Maranello SRP Factory Team theoretisch mögliche Bestzeit 1:02,774	Smr.306 Mai,Emanuel DEU Solgat Motorsport theoretisch mögliche Bestzeit 1:01,953
best	1:03,371 0:22,739 0:21,642 0:18,874	1:04,019 0:23,142 0:21,704 0:18,970	1:03,018 0:22,635 0:21,535 0:18,514	1:02,974 0:22,812 0:21,460 0:18,502	1:02,028 0:22,498 0:21,095 0:18,360
Runde 1	1:11,685 0:28,970 0:23,230 0:19,485	1:10,971 0:27,489 0:23,889 0:19,593	1:07,033 0:25,084 0:22,593 0:19,356	1:28,739 0:27,041 0:42,724 0:18,974	1:07,732 0:26,292 0:22,587 0:18,853
Runde 2	1:06,201 0:24,702 0:22,144 0:19,355	1:06,322 0:24,827 0:22,104 0:19,391	1:35,380 0:54,188 0:22,079 0:19,113	1:05,475 0:24,131 0:22,084 0:19,260	1:04,413 0:23,636 0:21,918 0:18,859
Runde 3	1:06,710 0:24,557 0:22,246 0:19,907	1:12,823 0:26,663 0:26,991 0:19,169	1:04,003 0:23,093 0:21,939 0:18,971	1:05,043 0:23,711 0:22,208 0:19,124	1:04,295 0:23,741 0:21,458 0:19,096
Runde 4	1:04,011 0:23,230 0:21,642 0:19,139	1:04,956 0:23,978 0:21,819 0:19,159	1:04,304 0:23,321 0:22,022 0:18,961	1:04,956 0:23,433 0:22,137 0:19,386	1:03,422 0:23,386 0:21,307 0:18,729
Runde 5	1:05,717 0:23,815 0:22,633 0:19,269	1:04,633 0:23,360 0:21,872 0:19,401	1:03,576 0:23,018 0:21,535 0:19,023	1:04,251 0:23,334 0:21,961 0:18,956	1:02,958 0:22,853 0:21,567 0:18,538
Runde 6	1:05,080 0:23,914 0:21,810 0:19,356	1:04,213 0:23,209 0:21,886 0:19,118	1:03,543 0:22,729 0:22,042 0:18,772	1:04,712 0:23,559 0:21,530 0:19,623	1:02,349 0:22,735 0:21,095 0:18,519
Runde 7	1:04,414 0:23,206 0:21,952 0:19,256	1:08,235 0:23,146 0:21,704 0:23,385	1:03,029 0:22,786 0:21,636 0:18,607	1:04,406 0:23,487 0:22,036 0:18,883	1:02,028 0:22,498 0:21,170 0:18,360
Runde 8	1:04,790 0:23,701 0:21,921 0:19,168	1:04,635 0:23,704 0:21,845 0:19,006	1:03,134 0:22,635 0:21,680 0:18,819	1:04,555 0:23,364 0:22,008 0:19,183	1:02,380 0:22,522 0:21,353 0:18,505
Runde 9	1:04,870 0:23,205 0:22,494 0:19,171	1:04,019 0:23,142 0:21,814 0:19,063	1:03,705 0:22,904 0:21,834 0:18,967	1:04,412 0:23,499 0:22,001 0:18,912	1:02,704 0:22,739 0:21,398 0:18,567
Runde 10	1:10,191 0:23,316 0:21,848 0:25,027	1:04,174 0:23,281 0:21,923 0:18,970	1:03,571 0:22,970 0:21,881 0:18,720	1:04,378 0:23,204 0:21,841 0:19,333	1:02,712 0:22,695 0:21,462 0:18,555
Runde 11	1:03,996 0:23,074 0:21,925 0:18,997	1:04,157 0:23,179 0:21,809 0:19,169	1:03,411 0:22,689 0:21,976 0:18,746	1:04,327 0:23,320 0:22,107 0:18,900	1:02,864 0:22,702 0:21,616 0:18,546
Runde 12	1:03,371 0:22,739 0:21,758 0:18,874	1:04,313 0:23,307 0:21,898 0:19,108	1:03,018 0:22,776 0:21,728 0:18,514	1:02,974 0:22,950 0:21,460 0:18,564	1:03,413 0:22,978 0:21,619 0:18,816
Runde 13	1:05,679 0:23,331 0:22,881 0:19,467	1:04,190 0:23,154 0:21,841 0:19,195	1:03,756 0:22,759 0:22,038 0:18,959	1:03,019 0:22,812 0:21,705 0:18,502	0:22,581 0:22,443

R 14 DSKG (KZ2) Heat 6 A < > B

Die schnellsten Zeiten

Ort	Nr. Fahrername	Zeit	Streckenl.	Ø Speed
Ziel	316 Thomsen,Lukas	1:00,991	1190 m	70,2 km/h
Sektion 1	370 Billman,Simon	0:21,606	452 m	75,3 km/h
Sektion 2	315 Hensen,Linus	0:20,851	368 m	63,5 km/h
Sektion 3	380 Holzem,Juliano	0:17,278	370 m	77,1 km/h

Stnr.354 Steinbach,Oskar
DEU

Georg Steinbach

theoretisch mögliche Bestzeit 1:03,618

Ziel Sektion 1 Sektion 2 Sektion 3

1:03,944 0:23,377 0:21,558 0:18,683

Runde 1 1:08,361 0:26,879 0:22,316 0:19,166

Runde 2 1:03,944 0:23,377 0:21,884 0:18,683

Runde 3 1:03,971 0:23,713 0:21,558 0:18,700

Runde 4 1:22,010 0:29,703 0:27,705 0:24,602

Runde 5

Stnr.390 Avila Mamrique,Ricardo
ESP

BIREL ART RACING KSW

theoretisch mögliche Bestzeit 1:05,795

Ziel Sektion 1 Sektion 2 Sektion 3

1:06,426 0:24,440 0:22,321 0:19,034

Runde 1 1:12,903 0:27,882 0:25,041 0:19,980

Runde 2 1:06,426 0:24,670 0:22,321 0:19,435

Runde 3 1:09,998 0:24,440 0:26,524 0:19,034

Stnr.367 Felbermayr,Horst Felix
AUT

Haak Motorsport

theoretisch mögliche Bestzeit 1:32,970

Ziel Sektion 1 Sektion 2 Sektion 3

1:32,970 0:26,089 0:44,364 0:22,517

Runde 1 1:32,970 0:26,089 0:44,364 0:22,517

R 13 DSKC (K22) Heat 5 C <> D

Strecke / track: 1190m

started: 24 classified: 24 not classified: 0 not started: 2

fastest Lap Jeroen BOS at: 1:00,756

Pos	Stf. Nr.	Fahrer / Driver	Nation	Bewerber / Sponsor	Nation	Lizenz R-Lizenz	Chassis / Motor / Reifen	Penalty	Points	Runden Laps	Gesamtzeit Differenz	Abstand Gap	beste Runde best Lap	in R. in L.	o Geschw. o Speed
1	312	RACKL, Thomas	DEU	Maranello SRP Factory Team	DEU	10288 16067	Maranello / TM / VEGA		0	13	13:25,909		1:01,099	2	69,1 km/h 70,1 km/h
2	328	BOS, Jeroen	NLD	SP Motorsport	NLD	21799 47253	KR / TM / VEGA		2	13	13:26,307 0:00,398	0:00,398	1:00,756	3	69,1 km/h 70,5 km/h
3	377	WALTER, Luca	DEU	Luca Walter	DEU	14151 14151	Alpha / TM / VEGA	5 sec.	3	13	13:44,645 0:18,736	0:18,338	1:01,400	8	67,5 km/h 69,8 km/h
4	383	STANGE, Max	ESP	Dörr Motorsport	DEU	ITE-0251-ESF 16982	KR / IAME / VEGA	5 sec.	4	13	13:47,733 0:21,824	0:03,088	1:01,865	8	67,3 km/h 69,2 km/h
5	317	REUTERS, Dominik	DEU	AP-Racing	DEU	14038 12921	Birel Art / TM / VEGA		5	13	13:48,682 0:22,773	0:00,949	1:02,641	9	67,2 km/h 68,4 km/h
6	357	REIBÖCK, Lukas	AUT	BIREL ART RACING KSW	AUT	JA2158 BK102	Birel Art / TM / VEGA		6	13	13:51,010 0:25,101	0:02,328	1:02,716	10	67 km/h 68,3 km/h
7	326	NAUMANN, Christian	DEU	C.K.R. SRL	ITA	29431 300098	CKR / TM / VEGA		7	13	13:53,600 0:27,691	0:02,590	1:02,907	7	66,8 km/h 68,1 km/h
8	391	SCHMARL, Jürgen	AUT	BIREL ART RACING KSW	AUT	JK 2019 / JAI176 BK 102	Birel Art / TM / VEGA		8	13	13:54,257 0:28,348	0:00,657	1:02,369	8	66,8 km/h 68,7 km/h
9	352	LAUER, Mario	DEU	APEX Performance Racing Team	DEU	25003 21544	Maranello / TM / VEGA		9	13	13:54,347 0:28,438	0:00,090	1:02,734	10	66,7 km/h 68,3 km/h
10	322	JEFRY, Amer Harris	MYS	CPB Sport	GBR	030708-14-0100 232241-3	Sodikart / TM / VEGA	5 sec.	10	13	13:56,714 0:30,805	0:02,367	1:02,588	3	66,6 km/h 68,4 km/h
11	376	ERNST, Marcel	DEU	Marcel Ernst	DEU	34772 34772	Lenzokart / TM / VEGA	5 sec.	11	13	13:57,362 0:31,453	0:00,648	1:02,417	11	66,5 km/h 68,6 km/h
12	386	KNAPP, Martin	DEU	Team NKS	DEU	11206 29153	DR / T / VEGA		12	13	13:59,302 0:33,393	0:01,940	1:02,687	10	66,4 km/h 68,3 km/h
13	327	KUYPERS, Siep	NLD	CRG Holland	NLD	52719 15521	CRG / TM / VEGA	5 sec.	13	13	14:00,671 0:34,762	0:01,369	1:02,773	8	66,2 km/h 68,2 km/h
14	314	TABAKOVIC, Ronny	DEU	C.K.R. SRL	ITA	27603 300098	CKR / TM / VEGA		14	13	14:01,048 0:35,139	0:00,377	1:01,218	8	66,2 km/h 70 km/h
15	389	JAHNSMÜLLER, Robert	DEU	Team NKS	DEU	11924 29153	DR / / VEGA	5 sec.	15	13	14:05,018 0:39,109	0:03,970	1:02,929	10	65,9 km/h 68,1 km/h
16	387	VANZAN, Bruno	ITA	Bruno Vanzan	ITA	489753 489753	EKS / TM / VEGA		16	13	14:08,696 0:42,787	0:03,678	1:02,989	9	65,6 km/h 68 km/h
17	325	HOMMERSON, Alexander	NLD	CRG Holland	NLD	912327 15521 007	CRG / TM / VEGA	5 sec.	17	13	14:11,155 0:45,246	0:02,459	1:02,351	9	65,4 km/h 68,7 km/h
18	378	ACHILLEFS, Giannisis	GRC	CPB Sport	GBR	5654 232241-1	Sodikart / TM / VEGA		18	11	11:50,794 DNF	QualiP:25	1:02,553	8	66,3 km/h 68,5 km/h
19	373	JANSSON, Patrik	SWE	KH Racing Team	SWE	7403 539	Birel Art / Modena / VEGA		19	9	9:54,595 DNF	QualiP:8	1:03,006	2	64,8 km/h 68 km/h
20	318	DAMHUIS, Philipp	DEU	Philipp Damhuis	DEU	16926 16926	KR / TM / VEGA		20	8	8:28,821 DNF	QualiP:15	1:01,448	7	67,4 km/h 69,7 km/h
21	385	KROZSER, Menyhert	HUN	Dörr Motorsport	DEU	6353 16982	KR / IAME / VEGA		21	5	5:21,869 DNF	QualiP:10	1:03,011	2	66,5 km/h 68 km/h
22	384	BREITENBACH, Florian	DEU	Nees Racing	DEU	16880 17863	Maranello / TM / VEGA		22	5	5:52,662 DNF	QualiP:12	1:04,433	3	60,7 km/h 66,5 km/h
23	319	GALLASIN, Celian	FRA	Maranello SRP Factory Team	DEU	263192 16067	Maranello / TM / VEGA		23	3	3:16,316 DNF	QualiP:6	1:02,922	3	65,5 km/h 68,1 km/h
24	337	LA MARTINA, Vincenzo Alessio	ITA	ORACLE RACING SS D.A.R.L.	ITA	406393 403577	Birel Art / TM / VEGA		24	1	1:32,538 DNF	QualiP:7	1:12,510	1	46,3 km/h 59,1 km/h
the following drivers did not start.															
DNS	381	BABAIOANA, Darius	ROU	Dörr Motorsport	DEU	461 16982	KR / IAME / VEGA		29	DNS		QualiP:5			
DNS	366	SCHREYER, Maximilian	DEU	Mach1 Motorsport - Kartschmie.de	DEU	31254 16686	Mach 1 / TM / VEGA		29	DNS		QualiP:11			

StNr. 376,327,322,389,325,377,383 5 sec. penalty Frontfaring

Rennleitung: Uwe Fuchs / Markus Peske Racedirektor: Horst Seidel
Sportkommissare: Nikolas Spaderna / Ulrich Bell / Gerhard Verlaan
Techn. Kommissare: H.-J. Dangers / M. Ambrosius / D. Pietzko / C. Schmidt / G. Mitscherling
Zeitnahme: KART-DATA timing service Franz Schieszler / Manuela Hintner

Zeitnahme / timekeeping

control *Schieszler*
Franz Schieszler

freigegeben: 17:49:39

R 13 DSKC (KZ2) Heat 5 C < > D

Fahrername Driver	Rackl Thomas	Bos Jeroen	Walter Luca	Stange Max	Reuters Dominik	Reiböck Lukas	Naumann Christian	Schmari Jürgen	Lauer Mario	Jeffry Amer Harris	Ernst Marcel	Knapp Martin
schnellste Runde in Runde	1:01,099 Rn. 2	1:00,756 Rn. 3	1:01,400 Rn. 8	1:01,865 Rn. 8	1:02,641 Rn. 9	1:02,716 Rn. 10	1:02,907 Rn. 7	1:02,369 Rn. 8	1:02,734 Rn. 10	1:02,588 Rn. 3	1:02,417 Rn. 11	1:02,687 Rn. 10
Speed	70,1 km/h	70,5 km/h	69,8 km/h	69,2 km/h	68,4 km/h	68,3 km/h	68,1 km/h	68,7 km/h	68,3 km/h	68,4 km/h	68,6 km/h	68,3 km/h
Lap 1	1:02,530	1:03,439	1:02,638	1:06,364	1:05,390	1:05,993	1:06,835	1:07,339	1:06,914	1:06,717	1:06,525	1:08,153
Lap 2	1:01,099	1:01,154	1:02,988	1:03,789	1:02,849	1:02,979	1:04,583	1:06,251	1:04,301	1:04,405	1:03,153	1:05,275
Lap 3	1:01,099	1:00,756	1:03,143	1:02,070	1:03,270	1:03,523	1:03,357	1:04,031	1:05,279	1:02,588	1:03,137	1:04,554
Lap 4	1:01,185	1:00,872	1:03,217	1:03,396	1:06,027	1:04,522	1:03,313	1:04,049	1:02,969	1:03,567	1:04,308	1:04,089
Lap 5	1:01,708	1:01,233	1:01,778	1:02,691	1:04,024	1:03,698	1:03,104	1:03,067	1:03,406	1:03,540	1:03,184	1:04,203
Lap 6	1:01,971	1:01,938	1:01,913	1:03,029	1:02,972	1:03,354	1:03,251	1:03,347	1:03,086	1:03,267	1:04,179	1:04,311
Lap 7	1:01,424	1:01,735	1:01,510	1:02,006	1:02,919	1:03,132	1:02,907	1:02,540	1:03,107	1:02,761	1:03,155	1:03,289
Lap 8	1:01,836	1:01,984	1:01,400	1:01,865	1:02,703	1:03,108	1:03,059	1:02,369	1:03,287	1:03,067	1:02,946	1:03,244
Lap 9	1:01,503	1:01,532	1:01,563	1:02,287	1:02,641	1:02,958	1:03,323	1:02,872	1:03,068	1:03,198	1:03,331	1:03,110
Lap 10	1:01,653	1:01,728	1:01,869	1:01,888	1:02,793	1:02,716	1:03,079	1:02,451	1:02,734	1:02,769	1:02,947	1:02,687
Lap 11	1:01,861	1:01,520	1:02,024	1:01,939	1:02,883	1:03,122	1:02,960	1:02,675	1:03,258	1:02,788	1:02,417	1:02,791
Lap 12	1:01,981	1:02,119	1:03,247	1:02,226	1:02,765	1:03,160	1:03,479	1:02,635	1:03,043	1:03,700	1:03,619	1:02,898
Lap 13	1:02,608	1:02,402	1:02,264	1:02,264	1:03,440	1:03,105	1:03,799	1:03,336	1:04,144	1:03,128	1:03,338	1:03,900

R 13 DSKC (KZ2) Heat 5 C < > D

Fahrername Driver	Kuypers Siep	Tabakovic Ronny	Jahnmüller Robert	Vanzan Bruno	Hommerson Alexander	Achillefs Giannisis	Jansson Patrik	Damhuis Philipp	Krozser Menyhert	Breitenbach Florian	Gallasin Celian	Vincenzo Alessio
schnellste Runde in Runde	1:02,773 Rn. 8	1:01,218 Rn. 8	1:02,929 Rn. 10	1:02,989 Rn. 9	1:02,351 Rn. 9	1:02,553 Rn. 8	1:03,006 Rn. 2	1:01,448 Rn. 7	1:03,011 Rn. 2	1:04,433 Rn. 3	1:02,922 Rn. 3	1:12,510 Rn. 1
Speed	68,2 km/h	70,0 km/h	68,1 km/h	68,0 km/h	68,7 km/h	68,5 km/h	68,0 km/h	69,7 km/h	68,0 km/h	66,5 km/h	68,1 km/h	59,1 km/h
Lap 1	<u>1:05,042</u>	1:05,123	1:07,535	1:07,470	1:08,110	1:07,142	1:04,847	1:04,205	1:03,934	1:06,820	1:05,145	<u>1:12,510</u>
Lap 2	1:03,028	1:04,273	1:05,470	1:05,502	1:05,135	1:05,918	<u>1:03,006</u>	1:03,755	<u>1:03,011</u>	1:06,643	1:03,899	
Lap 3	1:03,576	1:03,128	1:04,553	1:04,317	1:04,859	1:04,924	1:03,013	1:02,845	1:03,208	<u>1:04,433</u>	<u>1:02,922</u>	
Lap 4	1:04,925	1:03,722	1:03,770	1:03,784	1:06,418	1:04,151	1:04,787	1:04,205	1:03,428	1:18,430		
Lap 5	1:03,699	1:03,212	1:03,662	1:03,519	1:02,825	1:03,296	1:04,018	1:02,474	1:03,095	1:10,839		
Lap 6	1:04,794	1:22,889	1:05,545	1:08,176	1:06,826	1:03,308	1:17,928	1:01,915				
Lap 7	1:03,371	1:01,690	1:03,732	1:03,441	1:03,097	1:03,534	1:03,472	<u>1:01,448</u>				
Lap 8	<u>1:02,773</u>	<u>1:01,218</u>	1:03,684	1:03,365	1:04,176	<u>1:02,553</u>	1:03,043	1:02,069				
Lap 9	1:03,033	1:01,818	1:03,007	<u>1:02,989</u>	<u>1:02,351</u>	1:02,579	1:05,421					
Lap 10	1:02,880	1:01,986	<u>1:02,929</u>	1:03,493	1:02,873	1:02,635						
Lap 11	1:02,822	1:03,516	1:03,218	1:03,284	1:04,313	1:02,812						
Lap 12	1:08,295	1:01,664	1:03,338	1:09,175	1:03,806							
Lap 13	1:03,788	1:01,377	1:03,008	1:03,914	1:03,859							

R 13 DSKC (KZ2) Heat 5 C < > D

Ziel		Sektion 1		Sektion 2		Sektion 3	
Fahrername	Zeit	Fahrername	Zeit	Fahrername	Zeit	Fahrername	Zeit
1 328 Bos,Jeroen	1:00,756	328 Bos,Jeroen	0:21,528	328 Bos,Jeroen	0:20,643	377 Walter,Luca	0:16,966
2 312 Rackl,Thomas	1:01,099	312 Rackl,Thomas	0:21,950	377 Walter,Luca	0:20,839	312 Rackl,Thomas	0:18,046
3 314 Tabakovic,Ronny	1:01,218	314 Tabakovic,Ronny	0:22,065	314 Tabakovic,Ronny	0:20,848	328 Bos,Jeroen	0:18,046
4 377 Walter,Luca	1:01,400	318 Damhuis,Philipp	0:22,116	383 Stange,Max	0:20,853	318 Damhuis,Philipp	0:18,216
5 318 Damhuis,Philipp	1:01,448	377 Walter,Luca	0:22,216	312 Rackl,Thomas	0:20,898	314 Tabakovic,Ronny	0:18,231
6 383 Stange,Max	1:01,865	383 Stange,Max	0:22,261	318 Damhuis,Philipp	0:20,935	385 Krozser,Menyhert	0:18,347
7 325 Hommerson,Alexander	1:02,351	386 Knapp,Martin	0:22,308	373 Jansson,Patric	0:20,984	373 Jansson,Patric	0:18,375
8 391 Schmarl,Jürgen	1:02,369	325 Hommerson,Alexander	0:22,367	376 Ernst,Marcel	0:21,037	391 Schmarl,Jürgen	0:18,394
9 376 Ernst,Marcel	1:02,417	378 Achilles,Giannis	0:22,374	389 Jahns Müller,Robert	0:21,151	327 Kuypers,Siep	0:18,406
10 378 Achilles,Giannis	1:02,553	391 Schmarl,Jürgen	0:22,489	326 Naumann,Christian	0:21,152	378 Achilles,Giannis	0:18,414
11 322 Jefry,Amer Harris	1:02,588	376 Ernst,Marcel	0:22,493	325 Hommerson,Alexander	0:21,158	325 Hommerson,Alexander	0:18,437
12 317 Reuters,Dominik	1:02,641	357 Reiböck,Lukas	0:22,562	357 Reiböck,Lukas	0:21,179	383 Stange,Max	0:18,439
13 386 Knapp,Martin	1:02,687	317 Reuters,Dominik	0:22,606	322 Jefry,Amer Harris	0:21,180	387 Vanzan,Bruno	0:18,442
14 357 Reiböck,Lukas	1:02,716	373 Jansson,Patric	0:22,619	327 Kuypers,Siep	0:21,189	322 Jefry,Amer Harris	0:18,443
15 352 Lauer,Mario	1:02,734	385 Krozser,Menyhert	0:22,621	386 Knapp,Martin	0:21,195	317 Reuters,Dominik	0:18,450
16 327 Kuypers,Siep	1:02,773	352 Lauer,Mario	0:22,622	391 Schmarl,Jürgen	0:21,203	319 Gallasin,Celjan	0:18,539
17 326 Naumann,Christian	1:02,907	322 Jefry,Amer Harris	0:22,688	319 Gallasin,Celjan	0:21,222	389 Jahns Müller,Robert	0:18,586
18 319 Gallasin,Celjan	1:02,922	327 Kuypers,Siep	0:22,740	352 Lauer,Mario	0:21,253	352 Lauer,Mario	0:18,591
19 389 Jahns Müller,Robert	1:02,929	389 Jahns Müller,Robert	0:22,819	317 Reuters,Dominik	0:21,305	326 Naumann,Christian	0:18,600
20 387 Vanzan,Bruno	1:02,989	326 Naumann,Christian	0:22,840	387 Vanzan,Bruno	0:21,319	376 Ernst,Marcel	0:18,644
21 373 Jansson,Patric	1:03,006	387 Vanzan,Bruno	0:22,860	378 Achilles,Giannis	0:21,355	357 Reiböck,Lukas	0:18,651
22 385 Krozser,Menyhert	1:03,011	384 Breitenbach,Florian	0:23,106	385 Krozser,Menyhert	0:21,408	386 Knapp,Martin	0:18,749
23 384 Breitenbach,Florian	1:04,433	319 Gallasin,Celjan	0:23,161	384 Breitenbach,Florian	0:21,972	384 Breitenbach,Florian	0:19,009
24 337 La Martina,Vincenzo Ale:	1:12,510	337 La Martina,Vincenzo Ale:	0:25,939	337 La Martina,Vincenzo Ale:	0:24,777	337 La Martina,Vincenzo Ale:	0:21,794



R 13 DSKG (KZ2) Heat 5 C < > D

Die schnellsten Zeiten

Ort	Nr. Fahrername	Streckenl.	Zeit	Ø Speed
Ziel	328 Bos,Jeroen	1190 m	1:00,756	70,5 km/h
Sektion 1	328 Bos,Jeroen	452 m	0:21,528	75,6 km/h
Sektion 2	328 Bos,Jeroen	368 m	0:20,643	64,2 km/h
Sektion 3	377 Walter,Luca	370 m	0:16,966	78,5 km/h

	Smr.312 Rackl,Thomas DEU Maranello SRP Factory Team theoretisch mögliche Bestzeit 1:00,894		Smr.328 Bos,Jeroen NLD SP Motorsport theoretisch mögliche Bestzeit 1:00,217		Smr.377 Walter,Luca DEU Luca Walter theoretisch mögliche Bestzeit 1:00,021		Smr.383 Srange,Max ESP Dörr Motorsport theoretisch mögliche Bestzeit 1:01,553		Smr.317 Reuters,Domini DEU AP-Racing theoretisch mögliche Bestzeit 1:02,361							
	Ziel	Sektion 3	Ziel	Sektion 3	Ziel	Sektion 3	Ziel	Sektion 3	Ziel	Sektion 3						
best	1:01,099	0:21,950	0:20,898	0:18,046	1:00,756	0:21,528	0:20,643	0:18,046	1:01,865	0:22,261	0:20,853	0:18,439	1:02,641	0:22,606	0:21,305	0:18,450
Runde 1	1:02,530	0:23,442	0:20,898	0:18,190	1:03,439	0:24,322	0:20,757	0:18,360	1:06,364	0:25,462	0:22,097	0:18,805	1:05,390	0:24,781	0:21,626	0:18,983
Runde 2	1:01,099	0:22,113	0:20,915	0:18,071	1:01,154	0:22,103	0:20,831	0:18,220	1:03,789	0:24,168	0:21,135	0:18,486	1:02,849	0:22,946	0:21,445	0:18,458
Runde 3	1:01,099	0:22,095	0:20,958	0:18,046	1:00,756	0:21,839	0:20,643	0:18,274	1:02,988	0:24,514	0:21,117	0:18,439	1:03,270	0:23,133	0:21,687	0:18,450
Runde 4	1:01,185	0:22,070	0:20,983	0:18,132	1:00,872	0:21,528	0:21,298	0:18,046	1:03,143	0:22,902	0:21,477	0:18,740	1:06,027	0:24,296	0:22,981	0:18,750
Runde 5	1:01,708	0:21,950	0:21,487	0:18,271	1:01,233	0:21,993	0:21,125	0:18,115	1:03,217	0:22,752	0:22,033	0:18,432	1:04,024	0:23,711	0:21,650	0:18,663
Runde 6	1:01,971	0:22,105	0:21,569	0:18,297	1:01,938	0:22,271	0:21,324	0:18,343	1:01,778	0:22,693	0:22,119	0:16,966	1:02,972	0:23,009	0:21,347	0:18,616
Runde 7	1:01,424	0:22,130	0:21,166	0:18,128	1:01,735	0:22,368	0:21,181	0:18,186	1:01,913	0:22,712	0:20,839	0:18,362	1:02,919	0:22,929	0:21,311	0:18,679
Runde 8	1:01,836	0:22,233	0:21,421	0:18,182	1:01,984	0:22,291	0:21,204	0:18,489	1:01,510	0:22,216	0:21,298	0:17,996	1:02,703	0:22,618	0:21,315	0:18,770
Runde 9	1:01,503	0:22,223	0:21,129	0:18,151	1:01,532	0:22,189	0:21,009	0:18,334	1:01,400	0:22,273	0:21,032	0:18,095	1:02,641	0:22,606	0:21,426	0:18,609
Runde 10	1:01,653	0:22,186	0:21,132	0:18,335	1:01,728	0:22,280	0:20,955	0:18,493	1:01,563	0:22,291	0:20,928	0:18,344	1:02,793	0:22,695	0:21,434	0:18,664
Runde 11	1:01,861	0:22,135	0:21,281	0:18,445	1:01,520	0:22,209	0:20,889	0:18,422	1:01,888	0:22,322	0:20,879	0:18,687	1:02,883	0:22,794	0:21,432	0:18,657
Runde 12	1:01,981	0:22,265	0:21,378	0:18,338	1:02,119	0:22,357	0:21,220	0:18,542	1:01,939	0:22,261	0:20,957	0:18,721	1:02,765	0:22,633	0:21,305	0:18,827
Runde 13	1:02,608	0:22,395	0:21,560	0:18,653	1:02,402	0:22,704	0:21,147	0:18,551	1:02,226	0:22,311	0:20,919	0:18,996	1:03,440	0:23,109	0:21,344	0:18,987

R 13 DSKG (KZ2) Heat 5 C < > D

Die schnellsten Zeiten

Ort	Nr. Fahrername	Zeit	Streckenl.	Ø Speed
Ziel	328 Bos,Jeroen	1:00,756	1190 m	70,5 km/h
Sektion 1	328 Bos,Jeroen	0:21,528	452 m	75,6 km/h
Sektion 2	328 Bos,Jeroen	0:20,643	368 m	64,2 km/h
Sektion 3	377 Waller, Luca	0:16,966	370 m	78,5 km/h

	Snr.357 Reiböck,Lukas AUT BIREL ART RACING KSW			Snr.372 Jetry,Amer Harris MYS CPB Sport			Snr.376 Ernst,Marcel DEU Marcel Ernst			Snr.326 Naumann,Christian DEU C.K.R. SRL			Snr.391 Schmarl,Jürgen AUT BIREL ART RACING KSW			
	theoretisch mögliche Bestzeit	Sektion 1	Sektion 2	Sektion 3	theoretisch mögliche Bestzeit	Sektion 1	Sektion 2	Sektion 3	theoretisch mögliche Bestzeit	Sektion 1	Sektion 2	Sektion 3	theoretisch mögliche Bestzeit	Sektion 1	Sektion 2	Sektion 3
best	1:02,716	0:22,562	0:21,179	0:18,651	1:02,588	0:22,688	0:21,180	0:18,443	1:02,417	0:22,493	0:21,037	0:18,644	1:02,369	0:22,489	0:21,203	0:18,394
Runde 1	1:05,993	0:24,877	0:22,372	0:18,744	1:06,717	0:25,042	0:22,499	0:19,176	1:06,525	0:25,167	0:22,090	0:19,268	1:07,339	0:25,485	0:23,079	0:18,775
Runde 2	1:02,979	0:22,742	0:21,586	0:18,651	1:04,405	0:24,028	0:21,494	0:18,883	1:03,153	0:23,015	0:21,494	0:18,644	1:06,251	0:25,599	0:21,795	0:18,857
Runde 3	1:03,523	0:22,631	0:21,650	0:19,242	1:02,588	0:22,805	0:21,180	0:18,603	1:03,137	0:22,833	0:21,424	0:18,880	1:04,031	0:23,877	0:21,541	0:18,613
Runde 4	1:04,522	0:23,792	0:21,748	0:18,982	1:03,567	0:23,247	0:21,877	0:18,443	1:04,308	0:23,513	0:22,051	0:18,744	1:04,049	0:24,098	0:21,557	0:18,394
Runde 5	1:03,698	0:23,356	0:21,400	0:18,942	1:03,540	0:23,242	0:21,547	0:18,751	1:03,184	0:23,240	0:21,257	0:18,687	1:03,067	0:22,988	0:21,617	0:18,462
Runde 6	1:03,354	0:22,944	0:21,305	0:19,105	1:03,267	0:22,900	0:21,488	0:18,879	1:04,179	0:23,133	0:21,604	0:19,442	1:03,347	0:23,276	0:21,438	0:18,633
Runde 7	1:03,132	0:22,776	0:21,489	0:18,867	1:02,761	0:22,733	0:21,502	0:18,526	1:03,155	0:22,834	0:21,295	0:19,026	1:02,540	0:22,632	0:21,379	0:18,529
Runde 8	1:03,108	0:22,562	0:21,354	0:19,192	1:03,067	0:22,960	0:21,315	0:18,792	1:02,946	0:22,804	0:21,477	0:18,665	1:02,369	0:22,521	0:21,335	0:18,513
Runde 9	1:02,958	0:22,848	0:21,179	0:18,931	1:03,198	0:22,972	0:21,327	0:18,899	1:03,331	0:22,931	0:21,563	0:18,837	1:02,872	0:22,489	0:21,275	0:19,108
Runde 10	1:02,716	0:22,633	0:21,353	0:18,730	1:02,769	0:22,899	0:21,354	0:18,516	1:02,947	0:22,593	0:21,369	0:18,985	1:02,451	0:22,848	0:21,209	0:18,394
Runde 11	1:03,122	0:22,793	0:21,457	0:18,872	1:02,788	0:22,688	0:21,354	0:18,746	1:02,417	0:22,493	0:21,173	0:18,751	1:02,675	0:22,546	0:21,425	0:18,704
Runde 12	1:03,160	0:23,077	0:21,232	0:18,851	1:03,700	0:23,217	0:21,487	0:18,996	1:03,619	0:23,209	0:21,037	0:19,373	1:02,635	0:22,705	0:21,203	0:18,727
Runde 13	1:03,105	0:22,999	0:21,443	0:18,663	1:03,128	0:23,112	0:21,248	0:18,768	1:03,338	0:23,210	0:21,172	0:18,956	1:03,336	0:23,034	0:21,228	0:19,074

R 13 DSKG (KZ2) Heat 5 C < > D

Die schnellsten Zeiten

Ort	Nr. Fahrername	Streckentl.	Zeit	Ø Speed
Ziel	328 Bos,Jeroen	1190 m	1:00,756	70,5 km/h
Sektion 1	328 Bos,Jeroen	452 m	0:21,528	75,6 km/h
Sektion 2	328 Bos,Jeroen	368 m	0:20,643	64,2 km/h
Sektion 3	377 Waller, Luca	370 m	0:16,966	78,5 km/h

	Smr.352 Lauer,Mario DEU APEX Performance Racing Team	Smr.327 Kuypers,Step NLD CRG Holland	Smr.386 Knapp,Martin DEU Team NKS	Smr.389 Jahnsmüller,Robert DEU Team NKS	Smr.314 Tabakovic,Ronny DEU C.K.R. SRL
	theoretisch mögliche Bestzeit 1:02,466	theoretisch mögliche Bestzeit 1:02,335	theoretisch mögliche Bestzeit 1:02,252	theoretisch mögliche Bestzeit 1:02,556	theoretisch mögliche Bestzeit 1:01,144
best	Ziel Sektion 1 Sektion 2 Sektion 3 1:02,734 0:22,622 0:21,253 0:18,591	Ziel Sektion 1 Sektion 2 Sektion 3 1:02,773 0:22,740 0:21,189 0:18,406	Ziel Sektion 1 Sektion 2 Sektion 3 1:02,687 0:22,308 0:21,195 0:18,749	Ziel Sektion 1 Sektion 2 Sektion 3 1:02,929 0:22,819 0:21,151 0:18,586	Ziel Sektion 1 Sektion 2 Sektion 3 1:01,218 0:22,065 0:20,848 0:18,231
Runde 1	1:06,914 0:25,276 0:22,541 0:19,097	1:05,042 0:24,671 0:21,832 0:18,539	1:08,153 0:25,776 0:23,107 0:19,270	1:07,535 0:25,698 0:22,834 0:19,003	1:05,123 0:24,122 0:22,597 0:18,404
Runde 2	1:04,301 0:23,559 0:21,809 0:18,933	1:03,028 0:22,801 0:21,672 0:18,555	1:05,275 0:24,046 0:21,947 0:19,282	1:05,470 0:24,489 0:22,095 0:18,886	1:04,273 0:23,009 0:22,631 0:18,633
Runde 3	1:05,279 0:23,789 0:22,078 0:19,412	1:03,576 0:23,081 0:21,698 0:18,797	1:04,554 0:24,078 0:21,652 0:18,824	1:04,553 0:23,860 0:21,924 0:18,769	1:03,128 0:22,919 0:21,409 0:18,800
Runde 4	1:02,969 0:22,711 0:21,531 0:18,727	1:04,925 0:24,295 0:22,187 0:18,443	1:04,089 0:23,900 0:21,440 0:18,749	1:03,770 0:23,616 0:21,568 0:18,586	1:03,722 0:23,475 0:21,768 0:18,479
Runde 5	1:03,406 0:22,995 0:21,820 0:18,591	1:03,699 0:22,881 0:22,280 0:18,538	1:04,203 0:22,755 0:22,466 0:18,982	1:03,662 0:23,392 0:21,450 0:18,820	1:03,212 0:23,161 0:21,398 0:18,653
Runde 6	1:03,086 0:22,776 0:21,598 0:18,712	1:04,794 0:23,823 0:21,798 0:19,173	1:04,311 0:23,629 0:21,872 0:18,810	1:05,545 0:24,268 0:21,748 0:19,529	1:22,889 0:42,942 0:21,265 0:18,682
Runde 7	1:03,107 0:22,897 0:21,485 0:18,725	1:03,371 0:23,346 0:21,189 0:18,836	1:03,289 0:23,008 0:21,251 0:19,030	1:03,732 0:23,076 0:21,819 0:18,837	1:01,690 0:22,370 0:21,001 0:18,319
Runde 8	1:03,287 0:22,758 0:21,738 0:18,791	1:02,773 0:23,018 0:21,349 0:18,406	1:03,244 0:22,711 0:21,429 0:19,104	1:03,684 0:23,309 0:21,663 0:18,712	1:01,218 0:22,065 0:20,848 0:18,305
Runde 9	1:03,068 0:22,653 0:21,539 0:18,876	1:03,033 0:23,015 0:21,364 0:18,654	1:03,110 0:22,675 0:21,370 0:19,065	1:03,007 0:22,820 0:21,545 0:18,642	1:01,818 0:22,227 0:20,976 0:18,615
Runde 10	1:02,734 0:22,622 0:21,435 0:18,677	1:02,880 0:22,740 0:21,369 0:18,771	1:02,687 0:22,555 0:21,195 0:18,937	1:02,929 0:22,967 0:21,192 0:18,770	1:01,986 0:22,206 0:21,156 0:18,624
Runde 11	1:03,258 0:23,001 0:21,253 0:19,004	1:02,822 0:22,781 0:21,394 0:18,647	1:02,791 0:22,308 0:21,268 0:19,215	1:03,218 0:22,998 0:21,471 0:18,809	1:03,516 0:23,130 0:21,741 0:18,645
Runde 12	1:03,043 0:22,760 0:21,435 0:18,848	1:08,295 0:28,239 0:21,560 0:18,496	1:02,898 0:22,615 0:21,349 0:18,934	1:03,338 0:22,819 0:21,503 0:19,016	1:01,664 0:22,493 0:20,876 0:18,295
Runde 13	1:04,144 0:23,267 0:21,424 0:19,453	1:03,788 0:23,168 0:21,729 0:18,891	1:03,900 0:22,964 0:22,097 0:18,839	1:03,008 0:23,012 0:21,151 0:18,845	1:01,377 0:22,264 0:20,882 0:18,231



R 13 DSKG (KZ2) Heat 5 C < > D

Die schnellsten Zeiten

Ort	Nr. Fahrername	Streckenl.	Ø Speed
Ziel	328 Bos,Jeroen	1190 m	70.5 km/h
Sektion 1	328 Bos,Jeroen	452 m	75.6 km/h
Sektion 2	328 Bos,Jeroen	368 m	64.2 km/h
Sektion 3	377 Waller, Luca	370 m	78.5 km/h

	Smr.325 Hommerson,Alexander NLD CRG Holland	Smr.387 Vanzan,Bruno ITA Bruno Vanzan	Smr.378 Achilleis,Giannis GRC CPB Sport	Smr.373 Jansson,Patrick SWE KH Racing Team	Smr.318 Damhuis,Philipp DEU Philipp Damhuis
	theoretisch mögliche Bestzeit 1:01,962	theoretisch mögliche Bestzeit 1:02,621	theoretisch mögliche Bestzeit 1:02,143	theoretisch mögliche Bestzeit 1:01,978	theoretisch mögliche Bestzeit 1:01,267
best	Ziel Sektion 1 Sektion 2 Sektion 3 1:02,351 0:22,367 0:21,158 0:18,437	Ziel Sektion 1 Sektion 2 Sektion 3 1:02,989 0:22,860 0:21,319 0:18,442	Ziel Sektion 1 Sektion 2 Sektion 3 1:02,553 0:22,374 0:21,355 0:18,414	Ziel Sektion 1 Sektion 2 Sektion 3 1:03,006 0:22,619 0:20,984 0:18,375	Ziel Sektion 1 Sektion 2 Sektion 3 1:01,448 0:22,116 0:20,935 0:18,216
Runde 1	1:08,110 0:26,412 0:22,463 0:19,235	1:07,470 0:25,560 0:22,757 0:19,153	1:07,142 0:25,270 0:23,217 0:18,655	1:04,847 0:24,527 0:21,796 0:18,524	1:04,205 0:24,445 0:21,544 0:18,216
Runde 2	1:05,135 0:23,517 0:22,696 0:18,922	1:05,502 0:24,750 0:21,729 0:19,023	1:05,918 0:24,306 0:23,125 0:18,487	1:03,006 0:23,257 0:21,374 0:18,375	1:03,755 0:23,475 0:21,677 0:18,603
Runde 3	1:04,859 0:24,241 0:22,181 0:18,437	1:04,317 0:24,008 0:21,381 0:18,928	1:04,924 0:23,375 0:22,839 0:18,710	1:03,013 0:22,619 0:21,937 0:18,457	1:02,845 0:22,680 0:21,919 0:18,246
Runde 4	1:06,418 0:23,675 0:22,718 0:20,025	1:03,784 0:23,456 0:21,459 0:18,869	1:04,151 0:23,927 0:21,758 0:18,466	1:04,787 0:23,857 0:22,268 0:18,662	1:04,205 0:23,165 0:22,646 0:18,394
Runde 5	1:02,825 0:22,871 0:21,291 0:18,663	1:03,519 0:23,277 0:21,384 0:18,858	1:03,296 0:22,952 0:21,698 0:18,646	1:04,018 0:23,493 0:21,507 0:19,018	1:02,474 0:22,513 0:21,596 0:18,365
Runde 6	1:06,826 0:22,855 0:21,962 0:22,009	1:08,176 0:28,315 0:21,338 0:18,523	1:03,308 0:22,844 0:21,889 0:18,575	1:17,928 0:37,801 0:21,374 0:18,753	1:01,915 0:22,712 0:20,935 0:18,268
Runde 7	1:03,097 0:22,856 0:21,417 0:18,824	1:03,441 0:23,637 0:21,362 0:18,442	1:03,534 0:22,831 0:21,767 0:18,936	1:03,472 0:23,393 0:21,276 0:18,803	1:01,448 0:22,116 0:21,058 0:18,274
Runde 8	1:04,176 0:23,265 0:21,857 0:19,054	1:03,365 0:23,107 0:21,319 0:18,939	1:02,553 0:22,646 0:21,410 0:18,497	1:03,043 0:22,622 0:21,310 0:19,111	1:02,069 0:22,217 0:20,994 0:18,858
Runde 9	1:02,351 0:22,367 0:21,191 0:18,793	1:02,989 0:22,926 0:21,377 0:18,686	1:02,579 0:22,515 0:21,650 0:18,414	1:03,421 0:22,698 0:20,984 0:21,739	
Runde 10	1:02,873 0:22,931 0:21,158 0:18,784	1:03,493 0:23,317 0:21,456 0:18,720	1:02,635 0:22,374 0:21,455 0:18,806		
Runde 11	1:04,313 0:23,297 0:21,984 0:19,032	1:03,284 0:22,898 0:21,852 0:18,534	1:02,812 0:22,837 0:21,355 0:18,620		
Runde 12	1:03,806 0:23,090 0:21,573 0:19,143	1:09,175 0:22,860 0:21,544 0:24,771	0:22,751		
Runde 13	1:03,859 0:23,005 0:21,611 0:19,243	1:03,914 0:23,348 0:21,504 0:19,062			

R 13 DSKG (KZ2) Heat 5 C < > D

Die schnellsten Zeiten

Ort	Nr. Fahrername	Zeit	Streckenl.	Ø Speed
Ziel	328 Bos,Jeroen	1:00,756	1190 m	70,5 km/h
Sektion 1	328 Bos,Jeroen	0:21,528	452 m	75,6 km/h
Sektion 2	328 Bos,Jeroen	0:20,643	368 m	64,2 km/h
Sektion 3	377 Walter,Luca	0:16,966	370 m	78,5 km/h

	Stmr.385 Krozser,Manyhert HUN Dörr Motorsport	Stmr.384 Breitenbach,Florian DEU Nees Racing	Stmr.319 Gallasin,Celion FRA Maranello SRP Factory Team	Stmr.337 La Martina,Vincenzo Alessio ITA ORACLE RACING SS D.A.R.L.
	theoretisch mögliche Bestzeit 1:02,376	theoretisch mögliche Bestzeit 1:04,087	theoretisch mögliche Bestzeit 1:02,922	theoretisch mögliche Bestzeit 1:12,510
best	Ziel Sektion 1 Sektion 2 Sektion 3 1:03,011 0:22,621 0:21,408 0:18,347	Ziel Sektion 1 Sektion 2 Sektion 3 1:04,433 0:23,106 0:21,972 0:19,009	Ziel Sektion 1 Sektion 2 Sektion 3 1:02,922 0:23,161 0:21,222 0:18,539	Ziel Sektion 1 Sektion 2 Sektion 3 1:12,510 0:25,939 0:24,777 0:21,794
Runde 1	1:03,934 0:23,941 0:21,408 0:18,585	1:06,820 0:24,920 0:22,595 0:19,305	1:05,145 0:24,965 0:21,611 0:18,569	1:12,510 0:25,939 0:24,777 0:21,794
Runde 2	1:03,011 0:22,621 0:21,658 0:18,732	1:06,643 0:25,310 0:22,324 0:19,009	1:03,899 0:23,222 0:21,367 0:19,310	
Runde 3	1:03,208 0:23,024 0:21,577 0:18,607	1:04,433 0:23,106 0:21,972 0:19,355	1:02,922 0:23,161 0:21,222 0:18,539	
Runde 4	1:03,428 0:23,174 0:21,703 0:18,551	1:18,430 0:27,728 0:31,163 0:19,539		
Runde 5	1:03,095 0:23,280 0:21,468 0:18,347	1:10,839 0:24,752 0:23,433 0:22,654		
Runde 6				

R 8 DSKC (KZZ) Heat 4 A <> D

Srecke / track: 1190m

fastest Lap Linus HENSEN at: 0:47,469

started: 26 classified: 25 not classified: 1 excluded: 1 not started: 1

Pos	Str. Nr.	Fahrer Driver	Nation	Bewerber / Sponsor	Nation	Lizenz R-Lizenz	Chassis / Motor / Reifen	Penalty	Points	Runden Laps	Gesamtzeit Differenz	Abstand Gap	beste Runde best Lap	In R. in L.	o Geschw. o Speed
1	309	TRÖGER, Niels	DEU	Maranello SRP Factory Team	DEU	18256 16067	Maranello / TM / VEGA		0	13	10:30,821		0:47,503	11	88,3 km/h 90,2 km/h
2	319	GALLASIN, Celian	FRA	Maranello SRP Factory Team	DEU	263192 16067	Maranello / TM / VEGA		2	13	10:32,360 0:01,539	0:01,539	0:47,729	10	88,1 km/h 89,8 km/h
3	315	HENSEN, Linus	DEU	Mach1 Motorsport - Kartschmie.de	DEU	10705 16686	Mach 1 / TM / VEGA		3	13	10:33,040 0:02,219	0:00,680	0:47,469	10	88 km/h 90,2 km/h
4	327	KUYPERS, Siep	NLD	CRG Holland	NLD	52719 15521	CRG / TM / VEGA		4	13	10:33,332 0:02,511	0:00,292	0:47,661	10	87,9 km/h 89,9 km/h
5	351	ALGRE, Ken Oskar	EST	Maranello SRP Factory Team	DEU	23026 16067	Maranello / TM / VEGA		5	13	10:33,630 0:02,809	0:00,298	0:47,705	10	87,9 km/h 89,8 km/h
6	317	REUTERS, Dominik	DEU	AP-Racing	DEU	14038 12921	Birel Art / TM / VEGA		6	13	10:37,797 0:06,976	0:04,167	0:47,880	8	87,3 km/h 89,5 km/h
7	335	FELBERMAYR, Emma	AUT	TB Racing Team	DEU	JK2003 12562	KR / TM / VEGA		7	13	10:44,060 0:13,239	0:06,263	0:47,919	9	86,5 km/h 89,4 km/h
8	385	KROZSER, Menyhert	HUN	Dörr Motorsport	DEU	6353 16982	KR / IAME / VEGA	5 sec.	8	13	10:44,093 0:13,272	0:00,033	0:48,012	11	86,5 km/h 89,2 km/h
9	314	TABAKOVIC, Ronny	DEU	C.K.R. SRL	ITA	27603 300098	CKR / TM / VEGA	5 sec.	9	13	10:44,405 0:13,584	0:00,312	0:47,808	11	86,4 km/h 89,6 km/h
10	316	THOMSEN, Lukas	DEU	Mach1 Motorsport - Kartschmie.de	DEU	12991 16686	Mach 1 / TM / VEGA	5 sec.	10	13	10:44,760 0:13,939	0:00,355	0:47,987	11	86,4 km/h 89,3 km/h
11	333	NEGRUTSA, Mark	MDA	BIREL ART RACING KSW	AUT	MDIK230002 BK102	Birel Art / TM / VEGA		11	13	10:45,787 0:14,966	0:01,027	0:47,955	12	86,2 km/h 89,3 km/h
12	352	LAUER, Mario	DEU	APEX Performance Racing Team	DEU	25003 21544	Maranello / TM / VEGA		12	13	10:45,919 0:15,098	0:00,132	0:48,033	8	86,2 km/h 89,2 km/h
13	376	ERNST, Marcel	DEU	Marcel Ernst	DEU	34772 34772	Lenzokart / TM / VEGA		13	13	10:46,226 0:15,405	0:00,307	0:48,168	9	86,2 km/h 88,9 km/h
14	321	KAPETANIDIS, Vincent	DEU	AP-Racing	DEU	17239 12921	Birel Art / TM / VEGA		14	13	10:48,600 0:17,779	0:02,374	0:48,312	12	85,9 km/h 88,7 km/h
15	322	JEFRY, Amer Harris	MYS	CPB Sport	FRA	030708-14-0103 232241-3	Sodikart / TM / VEGA	5 sec.	15	13	10:48,659 0:17,838	0:00,059	0:48,020	13	85,9 km/h 89,2 km/h
16	389	JAHNSMÜLLER, Robert	DEU	Team NKS	DEU	11924 29153	DR / / VEGA		16	13	10:49,294 0:18,473	0:00,635	0:48,322	9	85,8 km/h 88,7 km/h
17	384	BREITENBACH, Florian	DEU	Nees Racing	DEU	16880 17863	Maranello / TM / VEGA	5 sec.	17	13	10:50,103 0:19,282	0:00,809	0:47,977	9	85,7 km/h 89,3 km/h
18	313	KACIREK, Petr	CZE	DUCK RACING AUTOKLUB v ACR	CZE	23AS0116 23AT00161	MS Kart / TM / VEGA		18	13	10:50,210 0:19,389	0:00,107	0:48,115	9	85,7 km/h 89 km/h
19	382	FEDERER, Jannick	ITA	Maranello SRP Factory Team	DEU	50448 16067	Maranello / TM / VEGA		19	13	10:50,606 0:19,785	0:00,396	0:47,681	9	85,6 km/h 89,8 km/h
20	334	VLADIC, Lukas Milos	DEU	Maranello SRP Factory Team	DEU	33833 16067	Maranello / TM / VEGA	5 sec.	20	13	10:53,084 0:22,213	0:02,428	0:48,227	9	85,3 km/h 88,8 km/h
21	325	HOMMERSON, Alexander	NLD	CRG Holland	NLD	917327 15521 007	CRG / TM / VEGA		21	13	10:53,594 0:22,773	0:00,560	0:48,773	9	85,2 km/h 87,8 km/h
22	343	STEEN, Bas	NLD	Bas Steen	NLD	31350 31350	CKR / TM / VEGA		22	13	10:53,830 0:23,009	0:00,236	0:48,690	12	85,2 km/h 88 km/h
23	386	KNAPP, Martin	DEU	Team NKS	DEU	11206 29153	DR / T / VEGA		23	13	10:54,875 0:24,054	0:01,045	0:48,921	11	85 km/h 87,6 km/h
24	307	SCHENCK, Maurice	DEU	APEX Performance Racing Team	DEU	10412 21544	Maranello / TM / VEGA		24	0	DNF	QualiP:15			
25	354	STEINBACH, Oskar	DEU	Georg Steinbach	DEU	10217 BEK1155170	Sodikart / TM / VEGA		25	0	0:06,707 DNF	QualiP:19			
the following drivers did not start.															
DNS	375	JALAVA, Aleks	FIN	LA Motorsport	FIN	34752874 50112252	Tony Kart / TM / VEGA		29	DNS		QualiP:17			
the following drivers are disqualified															
DSQ	373	JANSSON, Patrik	SWE	KH Racing Team	SWE	7403 539	Birel Art / Modena / VEGA		30	DSQ	disqualified				

StNr. 314,316,322,384,334,385 5 sec. penalty Frontfairing

StNr. 373 Disqualifikation from the Heat

Rennleitung: Uwe Fuchs / Markus Peske Racedirektor: Horst Seidel

Sportkommissare: Nikolas Spaderna / Ulrich Bell / Gerhard Verlaan

Techn. Kommissare: H.-J. Dangers / M. Ambrosius / D.Pietzko / C. Schmidt / G. Mitscherling

Zeitnahme: KART-DATA timing service Franz Schieszler / Manuela Hintner

Zeitnahme / timekeeping

control Franz Schieszler

freigegeben: 16:44:36

R 8 DSKC (KZ2) Heat 4 A < > D

Fahrername Driver	Träger Niels	Gallasin Celtan	Hensen Linus	Kuypers Sjep	Algre Ken Oskar	Reuters Dominik	Jansson Patrik	Felbermayr Emma	Krozser Menyhert	Tabakovic Ronny	Thomsen Lukas	Negrutsa Mark
schnellste Runde in Runde	0:47,503 Rn. 11	0:47,729 Rn. 10	0:47,469 Rn. 10	0:47,661 Rn. 10	0:47,705 Rn. 10	0:47,880 Rn. 8	0:48,000 Rn. 11	0:47,919 Rn. 9	0:48,012 Rn. 11	0:47,808 Rn. 11	0:47,987 Rn. 11	0:47,955 Rn. 12
Speed	90,2 km/h	89,8 km/h	90,2 km/h	89,9 km/h	89,8 km/h	89,5 km/h	89,3 km/h	89,4 km/h	89,2 km/h	89,6 km/h	89,3 km/h	89,3 km/h
Lap 1	0:51,763	0:51,638	0:53,409	0:52,102	0:51,898	0:53,564	0:52,116	0:52,820	0:53,343	0:54,540	0:52,426	0:54,396
Lap 2	0:48,961	0:49,031	0:48,991	0:49,413	0:49,250	0:49,432	0:49,075	0:49,913	0:49,554	0:49,542	0:49,693	0:49,974
Lap 3	0:48,552	0:48,463	0:48,526	0:48,490	0:48,601	0:48,795	0:49,361	0:50,466	0:48,646	0:49,286	0:49,192	0:49,983
Lap 4	0:48,258	0:48,201	0:48,123	0:48,255	0:48,316	0:48,217	0:48,403	0:50,322	0:48,287	0:48,539	0:48,426	0:51,556
Lap 5	0:48,056	0:48,135	0:48,146	0:48,108	0:48,112	0:48,156	0:48,061	0:49,134	0:48,154	0:48,140	0:48,146	0:49,498
Lap 6	0:47,907	0:47,849	0:47,848	0:47,907	0:47,997	0:48,036	0:48,138	0:48,753	0:48,102	0:48,203	0:48,034	0:49,038
Lap 7	0:47,773	0:47,841	0:47,790	0:47,817	0:48,323	0:48,294	0:48,641	0:48,333	0:48,059	0:48,034	0:48,093	0:48,090
Lap 8	0:47,615	0:47,732	0:47,710	0:47,776	0:47,881	0:47,880	0:48,689	0:48,079	0:48,598	0:48,058	0:48,789	0:48,023
Lap 9	0:47,613	0:47,754	0:47,616	0:47,715	0:47,894	0:47,882	0:48,032	0:47,919	0:48,101	0:47,913	0:47,991	0:47,984
Lap 10	0:47,668	0:47,729	0:47,469	0:47,661	0:47,705	0:47,926	0:48,430	0:48,011	0:48,380	0:47,813	0:48,548	0:48,311
Lap 11	0:47,503	0:47,730	0:47,564	0:47,693	0:47,825	0:47,947	0:48,000	0:48,678	0:48,012	0:47,808	0:47,987	0:48,222
Lap 12	0:47,594	0:48,241	0:47,979	0:47,943	0:47,764	0:48,260	0:49,350	0:48,225	0:48,306	0:48,434	0:48,786	0:47,955
Lap 13	0:48,255	0:47,976	0:48,379	0:49,043	0:47,966	0:49,728	0:48,901	0:48,233	0:48,953	0:48,382	0:49,356	0:48,790

R 8 DSKC (K22) Heat 4 A < > D

Fahrername Driver	Lauer Mario	Ernst Marcel	Kopetanidis Vinzent	Jefry Amer Harris	Johnsmüller Robert	Breitenbach Florian	Kacirek Petr	Federer Jannick	Vladic Lukas Milos	Hommerson Alexander	Steen Bas	Knapp Martin
schnellste Runde in Runde	0:48,033 Rn. 8	0:48,168 Rn. 9	0:48,312 Rn. 12	0:48,020 Rn. 13	0:48,322 Rn. 9	0:47,977 Rn. 9	0:48,115 Rn. 9	0:47,681 Rn. 9	0:48,227 Rn. 9	0:48,773 Rn. 9	0:48,690 Rn. 12	0:48,921 Rn. 11
Speed	89,2 km/h	88,9 km/h	88,7 km/h	89,2 km/h	88,7 km/h	89,3 km/h	89,0 km/h	89,8 km/h	88,8 km/h	87,8 km/h	88,0 km/h	87,6 km/h
Lap 1	0:53,619	0:53,515	0:53,463	0:53,513	0:53,872	0:54,851	0:59,015	0:52,919	0:52,539	0:53,464	0:51,731	0:53,730
Lap 2	0:50,218	0:50,338	0:50,504	0:49,738	0:50,325	0:50,268	0:49,662	0:49,961	0:50,210	0:50,629	0:50,391	0:50,826
Lap 3	0:49,748	0:49,119	0:49,780	0:49,438	0:49,286	0:49,129	0:49,136	0:50,255	0:49,839	0:49,573	0:50,351	0:50,600
Lap 4	0:50,600	0:50,764	0:49,536	0:49,903	0:50,647	0:50,177	0:48,911	0:49,437	0:49,630	0:50,129	0:49,457	0:50,118
Lap 5	0:48,858	0:49,080	0:49,435	0:48,571	0:49,156	0:48,828	0:48,655	0:48,270	0:49,599	0:50,059	0:49,446	0:49,278
Lap 6	0:48,698	0:48,420	0:49,037	0:48,314	0:49,867	0:48,323	0:48,797	0:48,140	0:49,161	0:48,986	0:48,906	0:49,127
Lap 7	0:48,377	0:48,298	0:48,871	0:48,220	0:49,214	0:48,201	0:49,001	0:47,999	0:48,371	0:49,434	0:49,559	0:49,475
Lap 8	0:48,033	0:48,459	0:48,421	0:48,288	0:48,489	0:48,154	0:49,224	0:47,869	0:48,360	0:49,986	0:49,812	0:49,469
Lap 9	0:48,229	0:48,168	0:48,383	0:48,368	0:48,322	0:47,977	0:48,115	0:47,681	0:48,227	0:48,773	0:48,958	0:49,083
Lap 10	0:48,122	0:48,365	0:48,527	0:48,237	0:48,549	0:48,147	0:48,210	0:48,002	0:48,454	0:48,840	0:48,851	0:49,049
Lap 11	0:48,195	0:48,781	0:48,332	0:48,373	0:48,436	0:48,572	0:48,281	0:49,467	0:48,373	0:48,812	0:49,000	0:48,921
Lap 12	0:48,326	0:48,388	0:48,312	0:48,855	0:48,351	0:48,691	0:48,162	0:50,601	0:48,520	0:48,850	0:48,690	0:49,214
Lap 13	0:49,712	0:48,392	0:48,535	0:48,020	0:48,879	0:49,155	0:48,637	0:54,815	0:48,751	0:49,249	0:49,167	0:49,241

R 8 DSKC (KZ2) Heat 4 A < > D

Fahrername Driver	Schenck Maurice	Steinbach Oskar
schnellste Runde in Runde		
Speed		
Lap 1		
Lap 2		
Lap 3		
Lap 4		
Lap 5		
Lap 6		
Lap 7		
Lap 8		
Lap 9		
Lap 10		
Lap 11		
Lap 12		
Lap 13		

R 8 DSKC (KZ2) Heat 4 A <> D

Ziel		Sektion 1		Sektion 2		Sektion 3	
Fahrername	Zeit	Fahrername	Zeit	Fahrername	Zeit	Fahrername	Zeit
1 315 Hensen, Linus	0:47,469	315 Hensen, Linus	0:17,018	309 Tröger, Niels	0:15,742	315 Hensen, Linus	0:14,664
2 309 Tröger, Niels	0:47,503	309 Tröger, Niels	0:17,061	327 Kuypers, Siep	0:15,770	382 Federer, Jannick	0:14,689
3 327 Kuypers, Siep	0:47,661	351 Algre, Ken Oskar	0:17,101	315 Hensen, Linus	0:15,776	309 Tröger, Niels	0:14,700
4 382 Federer, Jannick	0:47,681	319 Gallasin, Celian	0:17,119	319 Gallasin, Celian	0:15,790	319 Gallasin, Celian	0:14,709
5 351 Algre, Ken Oskar	0:47,705	327 Kuypers, Siep	0:17,119	351 Algre, Ken Oskar	0:15,811	327 Kuypers, Siep	0:14,716
6 319 Gallasin, Celian	0:47,729	314 Tabakovic, Ronny	0:17,121	317 Reuters, Dominik	0:15,837	333 Negrutsa, Mark	0:14,733
7 314 Tabakovic, Ronny	0:47,808	382 Federer, Jannick	0:17,138	373 Jansson, Patrik	0:15,841	316 Thomsen, Lukas	0:14,756
8 317 Reuters, Dominik	0:47,880	352 Lauer, Mario	0:17,139	382 Federer, Jannick	0:15,851	351 Algre, Ken Oskar	0:14,759
9 335 Felbermayr, Emma	0:47,919	335 Felbermayr, Emma	0:17,146	314 Tabakovic, Ronny	0:15,893	385 Krozser, Menyhert	0:14,770
10 333 Negrutsa, Mark	0:47,955	373 Jansson, Patrik	0:17,157	385 Krozser, Menyhert	0:15,906	314 Tabakovic, Ronny	0:14,773
11 384 Breitenbach, Florian	0:47,977	317 Reuters, Dominik	0:17,192	333 Negrutsa, Mark	0:15,908	322 Jefry, Amer Harris	0:14,773
12 316 Thomsen, Lukas	0:47,987	333 Negrutsa, Mark	0:17,197	335 Felbermayr, Emma	0:15,913	335 Felbermayr, Emma	0:14,776
13 373 Jansson, Patrik	0:48,000	316 Thomsen, Lukas	0:17,199	316 Thomsen, Lukas	0:15,926	317 Reuters, Dominik	0:14,783
14 385 Krozser, Menyhert	0:48,012	384 Breitenbach, Florian	0:17,202	384 Breitenbach, Florian	0:15,937	384 Breitenbach, Florian	0:14,801
15 322 Jefry, Amer Harris	0:48,020	313 Kacirek, Petr	0:17,203	334 Vlastic, Lukas Milos	0:15,940	373 Jansson, Patrik	0:14,818
16 352 Lauer, Mario	0:48,033	385 Krozser, Menyhert	0:17,213	322 Jefry, Amer Harris	0:15,956	389 Jahns Müller, Robert	0:14,852
17 313 Kacirek, Petr	0:48,115	376 Ernst, Marcel	0:17,223	313 Kacirek, Petr	0:15,971	313 Kacirek, Petr	0:14,864
18 376 Ernst, Marcel	0:48,168	322 Jefry, Amer Harris	0:17,239	352 Lauer, Mario	0:15,989	352 Lauer, Mario	0:14,865
19 334 Vlastic, Lukas Milos	0:48,227	321 Kapetanidis, Vinzent	0:17,276	376 Ernst, Marcel	0:16,004	376 Ernst, Marcel	0:14,885
20 321 Kapetanidis, Vinzent	0:48,312	334 Vlastic, Lukas Milos	0:17,318	321 Kapetanidis, Vinzent	0:16,020	321 Kapetanidis, Vinzent	0:14,924
21 389 Jahns Müller, Robert	0:48,322	389 Jahns Müller, Robert	0:17,397	389 Jahns Müller, Robert	0:16,055	334 Vlastic, Lukas Milos	0:14,927
22 343 Steen, Bas	0:48,690	343 Steen, Bas	0:17,421	325 Hommerson, Alexander	0:16,187	325 Hommerson, Alexander	0:14,993
23 325 Hommerson, Alexander	0:48,773	386 Knapp, Martin	0:17,469	343 Steen, Bas	0:16,196	343 Steen, Bas	0:15,039
24 386 Knapp, Martin	0:48,921	325 Hommerson, Alexander	0:17,498	386 Knapp, Martin	0:16,285	386 Knapp, Martin	0:15,089
25 307 Schenck, Maurice		354 Steinbach, Oskar	0:19,648	307 Schenck, Maurice		307 Schenck, Maurice	
26 354 Steinbach, Oskar		307 Schenck, Maurice	0:21,050	354 Steinbach, Oskar		354 Steinbach, Oskar	

R 8 DSKC (KZ2) Heat 4 A < > D

Die schnellsten Zeiten

Ort	Nr. Fahrername	Streckentl.	Zeit	Ø Speed
Ziel	315 Hensen, Linus	1190 m	0:47,469	90,2 km/h
Sektion 1	315 Hensen, Linus	452 m	0:17,018	95,6 km/h
Sektion 2	309 Tröger, Niels	368 m	0:15,742	84,2 km/h
Sektion 3	315 Hensen, Linus	370 m	0:14,664	90,8 km/h

	Smr.309 Tröger, Niels DEU Maranello SRP Factory Team theoretisch mögliche Bestzeit 0:47,503	Smr.319 Gallasin, Celtian FRA Maranello SRP Factory Team theoretisch mögliche Bestzeit 0:47,618	Smr.315 Hensen, Linus DEU Mach1 Motorsport - Kartschmie.de theoretisch mögliche Bestzeit 0:47,458	Smr.327 Kuypers, Siep NLD CRG Holland theoretisch mögliche Bestzeit 0:47,605	Smr.351 Algre, Ken Oskar EST Maranello SRP Factory Team theoretisch mögliche Bestzeit 0:47,671
best	0:47,503 0:17,061 0:15,742 0:14,700	0:47,729 0:17,119 0:15,790 0:14,709	0:47,469 0:17,018 0:15,776 0:14,664	0:47,661 0:17,119 0:15,770 0:14,716	0:47,705 0:17,101 0:15,811 0:14,759
Runde 1	0:51,763 0:20,086 0:16,569 0:15,108	0:51,638 0:19,959 0:16,514 0:15,165	0:53,409 0:21,271 0:17,072 0:15,066	0:52,102 0:20,236 0:16,533 0:15,333	0:51,898 0:20,139 0:16,584 0:15,175
Runde 2	0:48,961 0:17,528 0:16,382 0:15,051	0:49,031 0:17,707 0:16,300 0:15,024	0:48,991 0:17,679 0:16,276 0:15,036	0:49,413 0:18,036 0:16,360 0:15,017	0:49,250 0:17,841 0:16,410 0:14,999
Runde 3	0:48,552 0:17,501 0:16,093 0:14,958	0:48,463 0:17,415 0:16,129 0:14,919	0:48,526 0:17,451 0:16,168 0:14,907	0:48,490 0:17,508 0:16,049 0:14,933	0:48,601 0:17,462 0:16,146 0:14,993
Runde 4	0:48,258 0:17,379 0:15,999 0:14,880	0:48,201 0:17,327 0:16,013 0:14,861	0:48,123 0:17,261 0:16,008 0:14,854	0:48,255 0:17,397 0:15,942 0:14,916	0:48,316 0:17,318 0:15,987 0:15,011
Runde 5	0:48,056 0:17,281 0:15,914 0:14,861	0:48,135 0:17,358 0:15,975 0:14,802	0:48,146 0:17,390 0:15,951 0:14,805	0:48,108 0:17,358 0:15,877 0:14,873	0:48,112 0:17,281 0:15,921 0:14,910
Runde 6	0:47,907 0:17,192 0:15,892 0:14,823	0:47,849 0:17,166 0:15,875 0:14,808	0:47,848 0:17,190 0:15,881 0:14,777	0:47,907 0:17,234 0:15,871 0:14,802	0:47,997 0:17,223 0:15,908 0:14,866
Runde 7	0:47,773 0:17,113 0:15,884 0:14,776	0:47,841 0:17,161 0:15,898 0:14,782	0:47,710 0:17,154 0:15,817 0:14,819	0:47,817 0:17,208 0:15,812 0:14,797	0:48,323 0:17,190 0:16,096 0:15,037
Runde 8	0:47,615 0:17,104 0:15,760 0:14,751	0:47,732 0:17,171 0:15,790 0:14,771	0:47,710 0:17,120 0:15,851 0:14,739	0:47,776 0:17,219 0:15,799 0:14,758	0:47,881 0:17,190 0:15,853 0:14,838
Runde 9	0:47,613 0:17,081 0:15,774 0:14,758	0:47,754 0:17,209 0:15,797 0:14,748	0:47,616 0:17,018 0:15,881 0:14,717	0:47,715 0:17,155 0:15,812 0:14,748	0:47,894 0:17,148 0:15,895 0:14,851
Runde 10	0:47,668 0:17,195 0:15,751 0:14,722	0:47,729 0:17,148 0:15,872 0:14,709	0:47,469 0:17,029 0:15,776 0:14,664	0:47,661 0:17,175 0:15,770 0:14,716	0:47,705 0:17,101 0:15,839 0:14,765
Runde 11	0:47,503 0:17,061 0:15,742 0:14,700	0:47,730 0:17,175 0:15,843 0:14,712	0:47,564 0:17,041 0:15,833 0:14,690	0:47,693 0:17,131 0:15,777 0:14,785	0:47,825 0:17,170 0:15,896 0:14,759
Runde 12	0:47,594 0:17,139 0:15,744 0:14,711	0:48,241 0:17,119 0:15,941 0:15,181	0:47,979 0:17,150 0:15,831 0:14,998	0:47,943 0:17,119 0:15,836 0:14,988	0:47,764 0:17,186 0:15,811 0:14,767
Runde 13	0:48,255 0:17,426 0:15,859 0:14,970	0:47,976 0:17,322 0:15,905 0:14,749	0:48,379 0:17,465 0:16,179 0:14,735	0:49,043 0:17,817 0:16,402 0:14,824	0:47,966 0:17,209 0:15,955 0:14,802

R 8 DSXC (KZ2) Heat 4 A < > D

Die schnellsten Zeiten

Ort	Nr. Fahrername	Streckentl.	Zeit	Ø Speed
Ziel	315 Hensen, Linus	1190 m	0:47,469	90,2 km/h
Sektion 1	315 Hensen, Linus	452 m	0:17,018	95,6 km/h
Sektion 2	309 Tröger, Niels	368 m	0:15,742	84,2 km/h
Sektion 3	315 Hensen, Linus	370 m	0:14,664	90,8 km/h

	Snr.317 Reuters, Dominik DEU AP-Racing			Snr.373 Jansson, Patrik SWE KH Racing Team			Snr.335 Felbermayr, Emma AUT TB Racing Team			Snr.385 Krozser, Menyhert HUN Dörr Motorsport			Snr.314 Tabakovic, Ronny DEU C.K.R. SRL							
	theoretisch mögliche Bestzeit	Sektion 1	Sektion 2	Sektion 3	theoretisch mögliche Bestzeit	Sektion 1	Sektion 2	Sektion 3	theoretisch mögliche Bestzeit	Sektion 1	Sektion 2	Sektion 3	theoretisch mögliche Bestzeit	Sektion 1	Sektion 2	Sektion 3				
best	0:47,880	0:17,192	0:15,837	0:14,783	0:48,000	0:17,157	0:15,841	0:14,818	0:47,919	0:17,146	0:15,913	0:14,776	0:48,012	0:17,213	0:15,906	0:14,770	0:47,808	0:17,121	0:15,893	0:14,773
Runde 1	0:53,564	0:21,226	0:17,137	0:15,201	0:52,116	0:20,197	0:16,738	0:15,181	0:52,820	0:20,055	0:17,231	0:15,534	0:53,343	0:20,473	0:17,249	0:15,621	0:54,540	0:20,898	0:17,934	0:15,708
Runde 2	0:49,432	0:17,903	0:16,495	0:15,034	0:49,075	0:17,620	0:16,349	0:15,106	0:49,913	0:18,368	0:16,460	0:15,085	0:49,554	0:18,103	0:16,359	0:15,092	0:49,542	0:17,951	0:16,397	0:15,194
Runde 3	0:48,785	0:17,435	0:16,276	0:15,074	0:49,361	0:18,069	0:16,223	0:15,069	0:50,466	0:18,813	0:16,269	0:15,384	0:48,646	0:17,484	0:16,177	0:14,985	0:49,286	0:17,568	0:16,372	0:15,346
Runde 4	0:48,217	0:17,358	0:15,994	0:14,865	0:48,403	0:17,380	0:15,999	0:15,024	0:50,322	0:18,335	0:16,508	0:15,479	0:48,287	0:17,382	0:16,026	0:14,879	0:48,539	0:17,408	0:16,139	0:14,992
Runde 5	0:48,156	0:17,344	0:15,970	0:14,842	0:48,061	0:17,245	0:15,907	0:14,909	0:49,134	0:17,656	0:16,353	0:15,125	0:48,154	0:17,373	0:15,938	0:14,843	0:48,140	0:17,277	0:15,965	0:14,898
Runde 6	0:48,036	0:17,238	0:15,961	0:14,837	0:48,138	0:17,235	0:16,012	0:14,891	0:48,753	0:17,776	0:16,060	0:14,917	0:48,102	0:17,274	0:15,985	0:14,843	0:48,203	0:17,227	0:16,077	0:14,899
Runde 7	0:48,294	0:17,205	0:15,910	0:15,179	0:48,641	0:17,255	0:15,984	0:15,402	0:48,333	0:17,546	0:15,989	0:14,798	0:48,059	0:17,332	0:15,906	0:14,821	0:48,034	0:17,173	0:15,935	0:14,926
Runde 8	0:47,880	0:17,226	0:15,837	0:14,817	0:48,689	0:17,848	0:15,977	0:14,864	0:48,079	0:17,261	0:16,042	0:14,776	0:48,598	0:17,661	0:16,036	0:14,901	0:48,058	0:17,284	0:15,959	0:14,815
Runde 9	0:47,882	0:17,192	0:15,881	0:14,809	0:48,032	0:17,157	0:15,990	0:14,885	0:47,919	0:17,210	0:15,930	0:14,779	0:48,101	0:17,253	0:16,035	0:14,813	0:47,913	0:17,187	0:15,893	0:14,833
Runde 10	0:47,926	0:17,245	0:15,894	0:14,787	0:48,430	0:17,742	0:15,841	0:14,847	0:48,011	0:17,234	0:15,976	0:14,801	0:48,380	0:17,597	0:16,013	0:14,770	0:47,813	0:17,121	0:15,910	0:14,782
Runde 11	0:47,947	0:17,242	0:15,922	0:14,783	0:48,000	0:17,297	0:15,885	0:14,818	0:48,678	0:17,758	0:16,121	0:14,799	0:48,012	0:17,213	0:16,020	0:14,779	0:47,808	0:17,142	0:15,893	0:14,773
Runde 12	0:48,260	0:17,322	0:16,016	0:14,922	0:49,350	0:17,239	0:17,107	0:15,004	0:48,225	0:17,146	0:16,066	0:15,013	0:48,306	0:17,250	0:16,131	0:14,925	0:48,434	0:17,142	0:16,190	0:15,102
Runde 13	0:49,728	0:17,797	0:16,415	0:15,516	0:48,901	0:17,269	0:16,034	0:15,598	0:48,233	0:17,516	0:15,913	0:14,804	0:48,953	0:17,402	0:15,979	0:15,572	0:48,382	0:17,293	0:15,976	0:15,113

R 8 DSXC (KZ2) Heat 4 A < > D

Die schnellsten Zeiten

Ort	Nr. Fahrername	Streckentl.	Ø Speed
Ziel	315 Hensen, Linus	1190 m	90,2 km/h
Sektion 1	315 Hensen, Linus	452 m	95,6 km/h
Sektion 2	309 Träger, Niels	368 m	84,2 km/h
Sektion 3	315 Hensen, Linus	370 m	90,8 km/h

	Smr.316 Thomsen,Lukas DEU	Smr.333 Negrutsa,Mark MDA	Smr.352 Lauer,Mario DEU	Smr.376 Ernst,Marcel DEU	Smr.371 Kapetanidis,Vinzent DEU
	Mach1 Motorsport - Kartschmie.de	BIREL ART RACING KSW	APEX Performance Racing Team	Marcel Ernst	AP-Racing
	theoretisch mögliche Bestzeit 0:47,881	theoretisch mögliche Bestzeit 0:47,838	theoretisch mögliche Bestzeit 0:47,993	theoretisch mögliche Bestzeit 0:48,112	theoretisch mögliche Bestzeit 0:48,220
best	Ziel Sektion 1 Sektion 2 Sektion 3 0:47,987 0:17,199 0:15,926 0:14,756	Ziel Sektion 1 Sektion 2 Sektion 3 0:47,955 0:17,197 0:15,908 0:14,733	Ziel Sektion 1 Sektion 2 Sektion 3 0:48,033 0:17,139 0:15,989 0:14,865	Ziel Sektion 1 Sektion 2 Sektion 3 0:48,168 0:17,223 0:16,004 0:14,885	Ziel Sektion 1 Sektion 2 Sektion 3 0:48,312 0:17,276 0:16,020 0:14,924
Runde 1	0:52,426 0:20,305 0:16,987 0:15,134	0:54,396 0:21,434 0:17,520 0:15,442	0:53,619 0:20,430 0:17,661 0:15,528	0:53,515 0:19,894 0:17,996 0:15,625	0:53,463 0:19,666 0:17,689 0:16,108
Runde 2	0:49,693 0:18,293 0:16,453 0:14,947	0:49,974 0:18,357 0:16,455 0:15,162	0:50,218 0:18,126 0:16,480 0:15,612	0:50,338 0:18,296 0:16,489 0:15,553	0:50,504 0:18,575 0:16,574 0:15,355
Runde 3	0:49,192 0:17,489 0:16,334 0:15,369	0:49,983 0:17,842 0:16,641 0:15,500	0:49,748 0:17,872 0:16,349 0:15,527	0:49,119 0:17,682 0:16,318 0:15,119	0:49,780 0:18,199 0:16,375 0:15,206
Runde 4	0:48,426 0:17,476 0:16,090 0:14,860	0:51,556 0:18,149 0:18,039 0:15,368	0:50,600 0:18,453 0:16,878 0:15,269	0:50,764 0:18,695 0:16,405 0:15,664	0:49,536 0:17,604 0:16,462 0:15,470
Runde 5	0:48,146 0:17,305 0:15,989 0:14,852	0:49,498 0:18,287 0:16,230 0:14,981	0:48,858 0:17,375 0:16,224 0:15,259	0:49,080 0:17,909 0:16,160 0:15,011	0:49,435 0:18,109 0:16,214 0:15,112
Runde 6	0:48,034 0:17,258 0:15,926 0:14,850	0:49,038 0:17,486 0:16,535 0:15,017	0:48,698 0:17,550 0:16,198 0:14,950	0:48,420 0:17,302 0:16,103 0:15,015	0:49,037 0:17,438 0:16,281 0:15,318
Runde 7	0:48,093 0:17,229 0:15,949 0:14,915	0:48,090 0:17,221 0:15,987 0:14,882	0:48,377 0:17,315 0:16,118 0:14,944	0:48,298 0:17,314 0:16,056 0:14,928	0:48,871 0:17,736 0:16,152 0:14,983
Runde 8	0:48,789 0:17,981 0:15,999 0:14,809	0:48,023 0:17,382 0:15,908 0:14,733	0:48,033 0:17,139 0:15,989 0:14,905	0:48,459 0:17,382 0:16,086 0:14,991	0:48,421 0:17,341 0:16,108 0:14,972
Runde 9	0:47,991 0:17,199 0:15,994 0:14,798	0:47,984 0:17,251 0:15,926 0:14,807	0:48,229 0:17,223 0:16,062 0:14,944	0:48,168 0:17,223 0:16,004 0:14,941	0:48,383 0:17,328 0:16,020 0:15,035
Runde 10	0:48,548 0:17,754 0:16,038 0:14,756	0:48,311 0:17,474 0:15,974 0:14,863	0:48,122 0:17,255 0:15,995 0:14,872	0:48,365 0:17,364 0:16,116 0:14,885	0:48,527 0:17,377 0:16,131 0:15,019
Runde 11	0:47,987 0:17,221 0:15,982 0:14,784	0:48,222 0:17,417 0:16,054 0:14,751	0:48,195 0:17,254 0:16,076 0:14,865	0:48,781 0:17,727 0:16,149 0:14,905	0:48,332 0:17,302 0:16,055 0:14,975
Runde 12	0:48,786 0:17,203 0:16,518 0:15,065	0:47,955 0:17,197 0:15,937 0:14,821	0:48,326 0:17,233 0:16,174 0:14,919	0:48,388 0:17,376 0:16,109 0:14,903	0:48,312 0:17,276 0:16,112 0:14,924
Runde 13	0:49,356 0:17,281 0:16,077 0:15,998	0:48,790 0:17,575 0:15,946 0:15,269	0:49,712 0:18,091 0:16,031 0:15,590	0:48,392 0:17,367 0:16,041 0:14,984	0:48,535 0:17,447 0:16,141 0:14,947

R 8 DSXC (KZ2) Heat 4 A < > D

Die schnellsten Zeiten

Ort	Nr. Fahrername	Streckentl.	Zeit	Ø Speed
Ziel	315 Hensen, Linus	1190 m	0:47,469	90,2 km/h
Sektion 1	315 Hensen, Linus	452 m	0:17,018	95,6 km/h
Sektion 2	309 Tröger, Niels	368 m	0:15,742	84,2 km/h
Sektion 3	315 Hensen, Linus	370 m	0:14,664	90,8 km/h

	Stmr.322 Jeffrey,Amer Harris MYS CPB Sport	Stmr.389 Jahnsmüller,Robert DEU Team NKS	Stmr.384 Breitenbach,Florian DEU Nees Racing	Stmr.313 Kacirek,Petr CZE DUCK RACING AUTOKLUB v ACR	Stmr.382 Federer,Jannick ITA Maranello SRP Factory Team
	theoretisch mögliche Bestzeit 0:47,968	theoretisch mögliche Bestzeit 0:48,304	theoretisch mögliche Bestzeit 0:47,940	theoretisch mögliche Bestzeit 0:48,038	theoretisch mögliche Bestzeit 0:47,678
best	Ziel Sektion 1 Sektion 2 Sektion 3 0:48,020 0:17,239 0:15,956 0:14,773	Ziel Sektion 1 Sektion 2 Sektion 3 0:48,322 0:17,397 0:16,055 0:14,852	Ziel Sektion 1 Sektion 2 Sektion 3 0:47,977 0:17,202 0:15,937 0:14,801	Ziel Sektion 1 Sektion 2 Sektion 3 0:48,115 0:17,203 0:15,971 0:14,864	Ziel Sektion 1 Sektion 2 Sektion 3 0:47,681 0:17,138 0:15,851 0:14,689
Runde 1	0:53,513 0:19,892 0:17,745 0:15,876	0:53,872 0:20,267 0:17,983 0:15,622	0:54,851 0:21,287 0:17,862 0:15,702	0:59,015 0:20,044 0:23,135 0:15,836	0:52,919 0:20,305 0:17,257 0:15,357
Runde 2	0:49,738 0:18,101 0:16,325 0:15,312	0:50,325 0:18,594 0:16,512 0:15,219	0:50,268 0:18,342 0:16,232 0:15,694	0:49,662 0:17,915 0:16,425 0:15,322	0:49,961 0:18,397 0:16,417 0:15,147
Runde 3	0:49,438 0:18,041 0:16,268 0:15,129	0:49,286 0:17,965 0:16,300 0:15,021	0:49,129 0:17,681 0:16,167 0:15,281	0:49,136 0:17,613 0:16,295 0:15,228	0:50,255 0:17,951 0:16,412 0:15,892
Runde 4	0:49,903 0:18,336 0:16,480 0:15,087	0:50,647 0:18,196 0:17,229 0:15,222	0:50,177 0:18,504 0:16,583 0:15,090	0:48,911 0:17,570 0:16,211 0:15,130	0:49,437 0:18,060 0:16,452 0:14,925
Runde 5	0:48,571 0:17,620 0:16,178 0:14,773	0:49,156 0:17,997 0:16,194 0:14,965	0:48,828 0:17,487 0:16,224 0:15,117	0:48,655 0:17,409 0:16,189 0:15,057	0:48,270 0:17,375 0:16,048 0:14,847
Runde 6	0:48,314 0:17,482 0:16,032 0:14,800	0:49,867 0:17,522 0:16,834 0:15,511	0:48,323 0:17,409 0:16,017 0:14,897	0:48,797 0:17,479 0:16,210 0:15,108	0:48,140 0:17,430 0:15,878 0:14,832
Runde 7	0:48,220 0:17,407 0:16,039 0:14,774	0:49,214 0:18,113 0:16,183 0:14,918	0:48,201 0:17,306 0:16,019 0:14,876	0:49,001 0:17,439 0:16,207 0:15,355	0:47,999 0:17,174 0:16,024 0:14,801
Runde 8	0:48,288 0:17,484 0:16,031 0:14,773	0:48,489 0:17,470 0:16,150 0:14,869	0:48,154 0:17,282 0:16,030 0:14,842	0:49,224 0:17,652 0:16,366 0:15,206	0:47,869 0:17,204 0:15,914 0:14,751
Runde 9	0:48,368 0:17,495 0:16,071 0:14,802	0:48,322 0:17,397 0:16,055 0:14,870	0:47,977 0:17,202 0:15,937 0:14,838	0:48,115 0:17,203 0:15,980 0:14,932	0:47,681 0:17,138 0:15,851 0:14,692
Runde 10	0:48,237 0:17,414 0:15,997 0:14,826	0:48,549 0:17,583 0:16,109 0:14,857	0:48,147 0:17,318 0:16,000 0:14,829	0:48,210 0:17,266 0:15,971 0:14,973	0:48,002 0:17,345 0:15,968 0:14,689
Runde 11	0:48,373 0:17,504 0:16,091 0:14,778	0:48,436 0:17,527 0:16,057 0:14,852	0:48,572 0:17,691 0:16,080 0:14,801	0:48,281 0:17,260 0:16,061 0:14,960	0:49,467 0:18,406 0:15,854 0:15,207
Runde 12	0:48,855 0:17,568 0:16,168 0:15,119	0:48,351 0:17,403 0:16,057 0:14,891	0:48,691 0:17,331 0:16,440 0:14,920	0:48,162 0:17,278 0:16,020 0:14,864	0:50,601 0:18,881 0:16,139 0:15,581
Runde 13	0:48,020 0:17,239 0:15,956 0:14,825	0:48,879 0:17,696 0:16,056 0:15,127	0:49,155 0:18,169 0:15,969 0:15,017	0:48,637 0:17,359 0:16,095 0:15,183	0:54,815 0:20,111 0:17,829 0:16,875

R 8 DSKC (KZ2) Heat 4 A < > D

Die schnellsten Zeiten

Ort	Nr. Fahrername	Streckentl.	Ø Speed
Ziel	315 Hensen, Linus	1190 m	90,2 km/h
Sektion 1	315 Hensen, Linus	452 m	95,6 km/h
Sektion 2	309 Tröger, Niels	368 m	84,2 km/h
Sektion 3	315 Hensen, Linus	370 m	90,8 km/h

	Smr.334 Vladic,Lukas Milos DEU Maranello SRP Factory Team theoretisch mögliche Bestzeit 0:48,185	Smr.325 Hommerson,Alexander NLD CRG Holland theoretisch mögliche Bestzeit 0:48,678	Smr.343 Steen,Bas NLD Bas Steen theoretisch mögliche Bestzeit 0:48,656	Smr.386 Knapp,Martin DEU Team NKS theoretisch mögliche Bestzeit 0:48,843	Smr.307 Schenck,Maurice DEU APEX Performance Racing Team theoretisch mögliche Bestzeit 0:21,050
best	0:48,227 0:17,318 0:15,940 0:14,927	0:48,773 0:17,498 0:16,187 0:14,993	0:48,690 0:17,421 0:16,196 0:15,039	0:48,921 0:17,469 0:16,285 0:15,089	0:21,050
Runde 1	0:52,539 0:19,378 0:17,622 0:15,539	0:53,464 0:19,779 0:17,826 0:15,859	0:51,731 0:19,272 0:17,038 0:15,421	0:53,730 0:20,272 0:17,649 0:15,809	
Runde 2	0:50,210 0:18,532 0:16,433 0:15,245	0:50,629 0:18,415 0:16,645 0:15,569	0:50,391 0:18,431 0:16,585 0:15,375	0:50,826 0:18,762 0:16,670 0:15,394	
Runde 3	0:49,839 0:18,180 0:16,469 0:15,190	0:49,573 0:17,866 0:16,444 0:15,263	0:50,351 0:18,539 0:16,576 0:15,236	0:50,600 0:18,752 0:16,507 0:15,341	
Runde 4	0:49,630 0:17,714 0:16,504 0:15,412	0:50,129 0:17,669 0:17,014 0:15,446	0:49,457 0:17,905 0:16,309 0:15,243	0:50,118 0:18,253 0:16,588 0:15,277	
Runde 5	0:49,599 0:18,361 0:16,204 0:15,034	0:50,059 0:18,424 0:16,462 0:15,173	0:49,446 0:17,783 0:16,549 0:15,114	0:49,278 0:17,803 0:16,365 0:15,110	
Runde 6	0:49,161 0:17,318 0:16,436 0:15,407	0:48,986 0:17,590 0:16,214 0:15,182	0:48,906 0:17,548 0:16,232 0:15,126	0:49,127 0:17,657 0:16,291 0:15,179	
Runde 7	0:48,371 0:17,337 0:16,067 0:14,967	0:49,434 0:17,937 0:16,358 0:15,139	0:49,559 0:17,916 0:16,353 0:15,290	0:49,475 0:17,937 0:16,381 0:15,157	
Runde 8	0:48,360 0:17,323 0:16,069 0:14,968	0:49,986 0:18,034 0:16,342 0:15,610	0:49,812 0:18,014 0:16,481 0:15,317	0:49,469 0:17,707 0:16,540 0:15,222	
Runde 9	0:48,227 0:17,330 0:15,940 0:14,957	0:48,773 0:17,539 0:16,241 0:14,993	0:48,958 0:17,593 0:16,296 0:15,069	0:49,083 0:17,702 0:16,286 0:15,095	
Runde 10	0:48,454 0:17,351 0:15,981 0:15,122	0:48,840 0:17,498 0:16,275 0:15,067	0:48,851 0:17,503 0:16,269 0:15,079	0:49,049 0:17,660 0:16,285 0:15,104	
Runde 11	0:48,373 0:17,323 0:16,094 0:14,956	0:48,812 0:17,596 0:16,187 0:15,029	0:49,000 0:17,472 0:16,489 0:15,039	0:48,921 0:17,469 0:16,353 0:15,099	
Runde 12	0:48,520 0:17,329 0:16,264 0:14,927	0:48,850 0:17,535 0:16,276 0:15,039	0:48,690 0:17,421 0:16,196 0:15,073	0:49,214 0:17,750 0:16,375 0:15,089	
Runde 13	0:48,751 0:17,353 0:16,386 0:15,012	0:49,249 0:17,644 0:16,377 0:15,228	0:49,167 0:17,551 0:16,459 0:15,157	0:49,241 0:17,693 0:16,414 0:15,134	

R 8 DSKC (KZ2) Heat 4 A < > D

Die schnellsten Zeiten

Ort	Nr. Fahrername	Zeit	Streckenl.	Ø Speed
Ziel	315 Hensen, Linus	0:47,469	1190 m	90,2 km/h
Sektion 1	315 Hensen, Linus	0:17,018	452 m	95,6 km/h
Sektion 2	309 Tröger, Niels	0:15,742	368 m	84,2 km/h
Sektion 3	315 Hensen, Linus	0:14,664	370 m	90,8 km/h

Stnr. 354 Steinbach, Oskar
DEU

Georg Steinbach

theoretisch mögliche Bestzeit 0:19,648

Ziel Sektion 1 Sektion 2 Sektion 3

0:19,648

0:19,648

Runde 1

Runde 2

Ziel Sektion 1 Sektion 2 Sektion 3

Ziel Sektion 1 Sektion 2 Sektion 3

Ziel Sektion 1 Sektion 2 Sektion 3

Ziel Sektion 1 Sektion 2 Sektion 3

R 7 DSKC (KZZ) Heat 3 B <> C

Strecke / track: 1190m

fastest Lap Nikolas ROOS at: 0:47,496

started: 27 classified: 27 not classified: 0

Pos	Str. Nr.	Fahrer Driver	Nation	Bewerber / Sponsor	Nation	Lizenz B-Lizenz	Chassis / Motor / Reifen	Points	Runden Laps	Gesamtzeit Differenz	Abstand Gap	beste Runde best Lap	in R. in L.	o Geschw. o Speed
1	332	ROOS, Nikolas	ZAF	CRG Holland	NLD	6601 15521 007	CRG / TM / VEGA	0	13	10:28,206		0:47,496	9	88,6 km/h 90,2 km/h
2	312	RACKL, Thomas	DEU	Maranello SRP Factory Team	DEU	10288 16067	Maranello / TM / VEGA	2	13	10:29,033 0:00,727	0:00,727	0:47,608	9	88,5 km/h 90 km/h
3	330	HOLZEM, Juliano	DEU	CPB Sport	FRA	11246 232241-1	Sodikart / TM / VEGA	3	13	10:31,581 0:03,275	0:02,548	0:47,787	9	88,2 km/h 89,6 km/h
4	328	BOS, Jeroen	NLD	SP Motorsport	NLD	21799 47253	KR / TM / VEGA	4	13	10:34,464 0:06,158	0:02,883	0:47,781	10	87,8 km/h 89,7 km/h
5	346	ANDRISANI, Gianni	DEU	Mach 1 Motorsport - Kartschmie.de	DEU	13762 16686	Mach 1 / TM / VEGA	5	13	10:35,508 0:07,202	0:01,044	0:47,772	9	87,6 km/h 89,7 km/h
6	353	ROTHSCHOPF, Alexander	AUT	BIREL ART RACING KSW	AUT	JK2188 BK102	Birel Art / TM / VEGA	6	13	10:35,908 0:07,602	0:00,400	0:47,762	9	87,6 km/h 89,7 km/h
7	381	BABAIOANA, Darius	ROU	Dörr Motorsport	DEU	46 i 16982	KR / IAME / VEGA	7	13	10:36,116 0:07,810	0:00,208	0:47,611	10	87,6 km/h 90 km/h
8	377	WALTER, Luca	DEU	Luca Walter	DEU	14151 14151	Alpha / TM / VEGA	8	13	10:37,064 0:08,758	0:00,948	0:47,903	8	87,4 km/h 89,4 km/h
9	357	REIBÖCK, Lukas	AUT	BIREL ART RACING KSW	AUT	JA2158 BK102	Birel Art / TM / VEGA	9	13	10:38,090 0:09,784	0:01,026	0:47,728	13	87,3 km/h 89,8 km/h
10	366	SCHREYER, Maximilian	DEU	Mach 1 Motorsport - Kartschmie.de	DEU	31254 16686	Mach 1 / TM / VEGA	10	13	10:41,271 0:12,965	0:03,181	0:47,706	7	86,8 km/h 89,8 km/h
11	370	BILLMAN, Simon	SWE	KH Racing Team	SWE	87167 539	Birel Art / Modena / VEGA	11	13	10:41,395 0:13,089	0:00,124	0:48,037	8	86,8 km/h 89,2 km/h
12	306	MAI, Emanuel	DEU	Solgat Motorsport	DEU	16484 KBF1079882	Birel Art / TM / VEGA	12	13	10:41,529 0:13,223	0:00,134	0:47,946	6	86,8 km/h 89,4 km/h
13	337	LA MARTINA, Vincenzo Alessio	ITA	ORACLE RACING SS D.A.R.L.	ITA	406393 403577	Birel Art / TM / VEGA	13	13	10:41,530 0:13,224	0:00,001	0:47,928	8	86,8 km/h 89,4 km/h
14	387	VANZAN, Bruno	ITA	Bruno Vanzan	ITA	489753 489753	EKS / TM / VEGA	14	13	10:42,774 0:14,468	0:01,244	0:48,019	7	86,6 km/h 89,2 km/h
15	310	ADAMS, Tom	GBR	Maranello SRP Factory Team	DEU	274267 16067	Maranello / TM / VEGA	15	13	10:42,846 0:14,540	0:00,072	0:47,913	8	86,6 km/h 89,4 km/h
16	391	SCHMARL, Jürgen	AUT	BIREL ART RACING KSW	AUT	JK 2019 / JA1176 BK 102	Birel Art / TM / VEGA	16	13	10:45,495 0:17,189	0:02,649	0:48,399	11	86,3 km/h 88,5 km/h
17	390	AVILA MANRIQUE, Ricardo	ESP	BIREL ART RACING KSW	AUT	16072432D BK102	Birel Art / TM / VEGA	17	13	10:46,710 0:18,404	0:01,215	0:48,592	8	86,1 km/h 88,2 km/h
18	367	FELBERMAYR, Horst Felix	AUT	Haak Motorsport	DEU	JA2514 16974	KR / TM / VEGA	18	13	10:47,044 0:18,738	0:00,334	0:48,088	7	86,1 km/h 89,1 km/h
19	326	NAUMANN, Christian	DEU	C.K.R. SRL	ITA	29431 300098	CKR / TM / VEGA	19	13	10:47,586 0:19,280	0:00,542	0:48,529	7	86 km/h 88,3 km/h
20	388	AVANZATO, Roberto	ITA	AVANZATO ROBERTO	ITA	398054 398054	Maranello / TM / VEGA	20	13	10:48,406 0:20,100	0:00,820	0:48,409	11	85,9 km/h 88,5 km/h
21	378	ACHILLEFS, Giannis	GRC	CPB Sport	FRA	5654 232241-1	Sodikart / TM / VEGA	21	13	10:49,643 0:21,337	0:01,237	0:48,575	10	85,7 km/h 88,2 km/h
22	380	TILLET, Archie	GBR	Maranello SRP Factory Team	DEU	214662 16067	Maranello / TM / VEGA	22	13	10:49,728 0:21,422	0:00,085	0:48,211	9	85,7 km/h 88,9 km/h
23	329	ELKJAER, Anders Amfelt	DNK	Maranello SRP Factory Team	DEU	902 16067	Maranello / TM / VEGA	23	13	10:50,965 0:22,659	0:01,237	0:48,652	11	85,6 km/h 88,1 km/h
24	383	STANGE, Max	ESP	Dörr Motorsport	DEU	ITE-0251-ESP 16982	KR / IAME / VEGA	24	5	4:26,327 DNF	QualiP:0	0:48,775	4	80,4 km/h 87,8 km/h
25	336	MALK, Cedric	CHE	Millennium Racing	DEU	1350 26567	Tony Kart / TM / VEGA	25	0	0:05,333 DNF	QualiP:0			
26	320	COLELLA, Luca	DEU	APEX Performance Racing Team	DEU	21369 21544	Maranello / TM / VEGA	26	0	0:04,664 DNF	QualiP:0			
27	318	DAMHUIS, Philipp	DEU	Philipp Damhuis	DEU	16926 16926	KR / TM / VEGA	27	0	0:05,549 DNF	QualiP:0			

Rennleitung: Uwe Fuchs / Markus Peske Racedirektor: Horst Seidel

Sportkommissare: Nikolas Spaderna / Ulrich Bell / Gerhard Verlaan

Techn. Kommissare: H.-J. Dangers / M. Ambrosius / D. Pietzko / C. Schmidt / G. Mitscherling

Zeitnahme: KART-DATA timing service Franz Schieszler / Manuela Hintner

Zeitnahme / timekeeping

control *Schieszler*
Franz Schieszler

freigegeben: 15:03:56



R 7 DSKC (K22) Heat 3 B < > C

Fahrername Driver	Roos Nikolas Rn. 9 0:47,496 90,2 km/h	Rackl Thomas Rn. 9 0:47,608 90,0 km/h	Holzern Juliano Rn. 9 0:47,787 89,6 km/h	Bos Jeroen Rn. 10 0:47,781 89,7 km/h	Andrisani Gianni Rn. 9 0:47,772 89,7 km/h	Rothschopf Alexander Rn. 9 0:47,762 89,7 km/h	Babaoana Darius Rn. 10 0:47,611 90,0 km/h	Walter Luca Rn. 8 0:47,903 89,4 km/h	Reiböck Lukas Rn. 13 0:47,728 89,8 km/h	Schreyer Maximilian Rn. 7 0:47,706 89,8 km/h	Billman Simon Rn. 8 0:48,037 89,2 km/h	Mai Emanuel Rn. 6 0:47,946 89,4 km/h
Speed	0:51,794	0:50,882	0:51,082	0:52,796	0:51,850	0:51,811	0:52,957	0:52,407	0:53,913	0:52,697	0:52,467	0:54,285
Lap 1	0:48,395	0:48,679	0:48,886	0:48,656	0:48,955	0:49,711	0:50,806	0:49,060	0:49,511	0:50,734	0:49,333	0:49,432
Lap 2	0:48,133	0:48,130	0:48,384	0:48,418	0:48,520	0:48,514	0:48,583	0:48,509	0:48,574	0:48,698	0:48,637	0:49,155
Lap 3	0:47,887	0:48,032	0:48,611	0:48,932	0:48,938	0:48,734	0:48,077	0:48,404	0:47,969	0:48,872	0:48,492	0:48,406
Lap 4	0:47,697	0:47,890	0:48,069	0:48,459	0:48,529	0:48,579	0:47,873	0:48,733	0:47,988	0:49,429	0:48,691	0:48,466
Lap 5	0:47,566	0:47,704	0:47,908	0:48,082	0:48,894	0:48,848	0:49,044	0:48,597	0:48,820	0:48,301	0:49,202	0:47,946
Lap 6	0:47,507	0:47,751	0:47,917	0:47,821	0:47,886	0:47,965	0:47,848	0:48,072	0:47,915	0:47,706	0:48,194	0:47,991
Lap 7	0:47,552	0:47,635	0:47,870	0:47,871	0:47,863	0:47,900	0:47,841	0:47,903	0:48,479	0:47,942	0:48,037	0:48,040
Lap 8	0:47,496	0:47,608	0:47,787	0:47,815	0:47,772	0:47,762	0:47,629	0:47,945	0:47,919	0:48,617	0:48,353	0:49,238
Lap 9	0:47,607	0:48,190	0:47,865	0:47,781	0:47,916	0:47,975	0:47,611	0:47,968	0:48,648	0:47,895	0:48,871	0:48,500
Lap 10	0:47,656	0:47,851	0:47,875	0:47,892	0:47,894	0:47,843	0:47,789	0:48,294	0:48,085	0:47,772	0:48,589	0:48,118
Lap 11	0:47,629	0:47,737	0:47,944	0:47,916	0:47,933	0:48,015	0:47,670	0:48,117	0:47,885	0:48,017	0:48,507	0:48,111
Lap 12	0:47,902	0:47,791	0:48,087	0:48,023	0:48,177	0:48,121	0:47,842	0:48,115	0:47,728	0:49,505	0:49,815	0:48,267
Lap 13												

R 7 DSKC (K22) Heat 3 B < > C

Fahrername Driver	Vincenzo Alessio	Vanzan Bruno	Adams Tom	Schmarl Jürgen	Avila Manrique Ricardo	Felbermayr Horst Felix	Naumann Christian	Avanzato Roberto	Achillefs Giannis	Tillett Archie	Elkjaer Anders Amfelt	Stange Max
schnellste Runde in Runde	0:47,928 Rn. 8 89,4 km/h	0:48,019 Rn. 7 89,2 km/h	0:47,913 Rn. 8 89,4 km/h	0:48,399 Rn. 11 88,5 km/h	0:48,592 Rn. 8 88,2 km/h	0:48,088 Rn. 7 89,1 km/h	0:48,529 Rn. 7 88,3 km/h	0:48,409 Rn. 11 88,5 km/h	0:48,575 Rn. 10 88,2 km/h	0:48,211 Rn. 9 88,9 km/h	0:48,652 Rn. 11 88,1 km/h	0:48,775 Rn. 4 87,8 km/h
Speed	89,4 km/h	89,2 km/h	89,4 km/h	88,5 km/h	88,2 km/h	89,1 km/h	88,3 km/h	88,5 km/h	88,2 km/h	88,9 km/h	88,1 km/h	87,8 km/h
Lap 1	0:52,609	0:52,919	0:55,839	0:53,396	0:53,188	0:59,378	0:53,631	0:54,221	0:53,249	1:00,930	0:57,441	0:52,702
Lap 2	0:50,201	0:50,828	0:49,388	0:49,931	0:50,120	0:49,156	0:49,849	0:49,576	0:49,293	0:49,258	0:49,488	0:49,466
Lap 3	0:48,386	0:48,759	0:49,981	0:49,525	0:49,703	0:48,496	0:50,195	0:49,957	0:49,910	0:49,536	0:49,103	0:49,254
Lap 4	0:48,081	0:48,668	0:48,941	0:49,069	0:48,900	0:48,574	0:49,059	0:49,475	0:48,973	0:48,614	0:48,875	0:48,775
Lap 5	0:48,389	0:48,224	0:48,551	0:49,207	0:48,733	0:48,443	0:49,573	0:49,186	0:49,313	0:48,462	0:48,858	1:00,403
Lap 6	0:50,114	0:48,265	0:48,174	0:48,730	0:48,614	0:48,259	0:48,551	0:48,696	0:48,580	0:48,301	0:49,134	
Lap 7	0:48,004	0:48,019	0:48,162	0:48,521	0:49,198	0:48,088	0:48,529	0:48,627	0:48,984	0:48,232	0:48,700	
Lap 8	0:47,928	0:48,199	0:47,913	0:48,640	0:48,592	0:48,301	0:48,587	0:48,781	0:49,148	0:48,244	0:48,714	
Lap 9	0:48,988	0:49,254	0:48,456	0:48,600	0:49,241	0:48,541	0:48,696	0:49,420	0:48,857	0:48,211	0:48,654	
Lap 10	0:48,173	0:48,712	0:48,145	0:48,473	0:48,605	0:48,258	0:48,636	0:48,719	0:48,575	0:48,547	0:49,502	
Lap 11	0:47,976	0:48,626	0:47,948	0:48,399	0:48,726	0:48,148	0:48,733	0:48,409	0:48,734	0:48,288	0:48,652	
Lap 12	0:48,596	0:48,542	0:48,069	0:48,424	0:48,688	0:48,787	0:49,234	0:48,595	0:48,952	0:48,865	0:48,822	
Lap 13	0:49,516	0:48,517	0:48,474	0:48,432	0:48,606	0:48,496	0:48,647	0:48,686	0:49,137	0:48,972	0:49,104	

R 7 DSKC (K22) Heat 3 B < > C

Fahrername Driver	Maik Cedric	Colella Luca	Damhuis Philipp
schnellste Runde in Runde			
Speed			
Lap 1			
Lap 2			
Lap 3			
Lap 4			
Lap 5			
Lap 6			
Lap 7			
Lap 8			
Lap 9			
Lap 10			
Lap 11			
Lap 12			
Lap 13			

R 7 DSKC (KZ2) Heat 3 B <> C

Ziel		Sektion 1		Sektion 2		Sektion 3	
Fahrername	Zeit	Fahrername	Zeit	Fahrername	Zeit	Fahrername	Zeit
1 332 Roos,Nikolas	0:47,496	366 Schreyer,Maximilian	0:16,959	332 Roos,Nikolas	0:15,768	310 Adams,Tom	0:08,850
2 312 Rackl,Thomas	0:47,608	332 Roos,Nikolas	0:16,976	330 Holzem,Juliano	0:15,790	326 Naumann,Christian	0:08,906
3 381 Babaioana,Darius	0:47,611	381 Babaioana,Darius	0:17,020	346 Andrisani,Gianni	0:15,836	378 Achillefs,Giannisis	0:08,918
4 366 Schreyer,Maximilian	0:47,706	312 Rackl,Thomas	0:17,052	312 Rackl,Thomas	0:15,850	367 Felbermayr,Horst Felix	0:08,920
5 357 Reiböck,Lukas	0:47,728	346 Andrisani,Gianni	0:17,074	353 Rothschofp,Alexander	0:15,856	390 Avila Manrique,Ricardo	0:08,970
6 353 Rothschofp,Alexander	0:47,762	328 Bos,Jeroen	0:17,075	381 Babaioana,Darius	0:15,887	388 Avanzato,Roberto	0:08,976
7 346 Andrisani,Gianni	0:47,772	337 La Martina,Vincenzo Ale:	0:17,099	357 Reiböck,Lukas	0:15,894	391 Schmarl,Jürgen	0:08,978
8 328 Bos,Jeroen	0:47,781	357 Reiböck,Lukas	0:17,116	366 Schreyer,Maximilian	0:15,915	306 Mai,Emanuel	0:08,996
9 330 Holzem,Juliano	0:47,787	353 Rothschofp,Alexander	0:17,120	310 Adams,Tom	0:15,915	387 Vanzan,Bruno	0:09,191
10 377 Walter,Luca	0:47,903	310 Adams,Tom	0:17,157	306 Mai,Emanuel	0:15,916	332 Roos,Nikolas	0:14,637
11 310 Adams,Tom	0:47,913	370 Billman,Simon	0:17,159	377 Walter,Luca	0:15,932	312 Rackl,Thomas	0:14,683
12 337 La Martina,Vincenzo Ale:	0:47,928	306 Mai,Emanuel	0:17,166	387 Vanzan,Bruno	0:15,937	381 Babaioana,Darius	0:14,686
13 306 Mai,Emanuel	0:47,946	330 Holzem,Juliano	0:17,167	328 Bos,Jeroen	0:15,943	357 Reiböck,Lukas	0:14,702
14 387 Vanzan,Bruno	0:48,019	367 Felbermayr,Horst Felix	0:17,169	337 La Martina,Vincenzo Ale:	0:15,957	328 Bos,Jeroen	0:14,726
15 370 Billman,Simon	0:48,037	377 Walter,Luca	0:17,170	370 Billman,Simon	0:15,967	330 Holzem,Juliano	0:14,748
16 367 Felbermayr,Horst Felix	0:48,088	387 Vanzan,Bruno	0:17,214	380 Tillett,Archie	0:15,967	353 Rothschofp,Alexander	0:14,767
17 380 Tillett,Archie	0:48,211	380 Tillett,Archie	0:17,256	367 Felbermayr,Horst Felix	0:16,008	377 Walter,Luca	0:14,791
18 391 Schmarl,Jürgen	0:48,399	391 Schmarl,Jürgen	0:17,345	326 Naumann,Christian	0:16,044	366 Schreyer,Maximilian	0:14,795
19 388 Avanzato,Roberto	0:48,409	388 Avanzato,Roberto	0:17,360	391 Schmarl,Jürgen	0:16,058	346 Andrisani,Gianni	0:14,802
20 326 Naumann,Christian	0:48,529	390 Avila Manrique,Ricardo	0:17,382	388 Avanzato,Roberto	0:16,082	370 Billman,Simon	0:14,836
21 378 Achillefs,Giannisis	0:48,575	378 Achillefs,Giannisis	0:17,386	329 Elkjaer,Anders Amfelt	0:16,109	337 La Martina,Vincenzo Ale:	0:14,839
22 390 Avila Manrique,Ricardo	0:48,592	326 Naumann,Christian	0:17,398	390 Avila Manrique,Ricardo	0:16,143	380 Tillett,Archie	0:14,898
23 329 Elkjaer,Anders Amfelt	0:48,652	329 Elkjaer,Anders Amfelt	0:17,399	378 Achillefs,Giannisis	0:16,145	383 Stange,Max	0:14,966
24 383 Stange,Max	0:48,775	383 Stange,Max	0:17,408	383 Stange,Max	0:16,207	329 Elkjaer,Anders Amfelt	0:15,073
25 336 Malk,Cedric		336 Malk,Cedric		336 Malk,Cedric		336 Malk,Cedric	
26 320 Colella,Luca		320 Colella,Luca		320 Colella,Luca		320 Colella,Luca	
27 318 Damhuis,Philipp		318 Damhuis,Philipp		318 Damhuis,Philipp		318 Damhuis,Philipp	

R 7 DSKC (KZ2) Heat 3 B < > C

Die schnellsten Zeiten

Ort	Nr. Fahrername	Streckentl.	Zeit	Ø Speed
Ziel	332 Roos, Nikolas	1190 m	0:47,496	90,2 km/h
Sektion 1	366 Schreyer, Maximilian	452 m	0:16,959	95,9 km/h
Sektion 2	332 Roos, Nikolas	368 m	0:15,768	84,0 km/h
Sektion 3	310 Adams, Tom	370 m	0:08,850	150,5 km/h

	Stmr.332 Roos, Nikolas ZAF CRG Holland	Stmr.312 Rackl,Thomas DEU Maranello SRP Factory Team	Stmr.330 Holzem,Juliano DEU CPB Sport	Stmr.328 Bos,Jeroen NLD SP Motorsport	Stmr.346 Andrisani,Gianni DEU Mach1 Motorsport - Kartschmie.de
	theoretisch mögliche Bestzeit 0:47,381	theoretisch mögliche Bestzeit 0:47,585	theoretisch mögliche Bestzeit 0:47,705	theoretisch mögliche Bestzeit 0:47,744	theoretisch mögliche Bestzeit 0:47,712
best	Ziel Sektion 1 Sektion 2 Sektion 3 0:47,496 0:16,976 0:15,768 0:14,637	Ziel Sektion 1 Sektion 2 Sektion 3 0:47,608 0:17,052 0:15,850 0:14,683	Ziel Sektion 1 Sektion 2 Sektion 3 0:47,787 0:17,167 0:15,790 0:14,748	Ziel Sektion 1 Sektion 2 Sektion 3 0:47,781 0:17,075 0:15,943 0:14,726	Ziel Sektion 1 Sektion 2 Sektion 3 0:47,772 0:17,074 0:15,836 0:14,802
Runde 1	0:51,794 0:20,279 0:16,424 0:15,091	0:50,882 0:19,459 0:16,393 0:15,030	0:51,082 0:19,469 0:16,479 0:15,134	0:52,796 0:20,917 0:16,587 0:15,292	0:51,850 0:19,887 0:16,636 0:15,327
Runde 2	0:48,395 0:17,383 0:16,116 0:14,896	0:48,679 0:17,542 0:16,219 0:14,918	0:48,886 0:17,511 0:16,299 0:15,076	0:48,656 0:17,515 0:16,173 0:14,968	0:48,955 0:17,562 0:16,221 0:15,172
Runde 3	0:48,133 0:17,319 0:16,002 0:14,812	0:48,130 0:17,270 0:16,036 0:14,824	0:48,384 0:17,427 0:16,041 0:14,916	0:48,418 0:17,347 0:16,154 0:14,917	0:48,520 0:17,357 0:16,132 0:15,031
Runde 4	0:47,887 0:17,233 0:15,854 0:14,800	0:48,032 0:17,224 0:16,008 0:14,800	0:48,611 0:17,693 0:15,983 0:14,935	0:48,932 0:17,311 0:16,188 0:15,433	0:48,938 0:17,286 0:16,242 0:15,410
Runde 5	0:47,697 0:17,111 0:15,842 0:14,744	0:47,890 0:17,197 0:15,942 0:14,751	0:48,069 0:17,258 0:15,982 0:14,829	0:48,459 0:17,374 0:16,196 0:14,889	0:48,529 0:17,386 0:16,178 0:14,965
Runde 6	0:47,566 0:17,117 0:15,768 0:14,681	0:47,704 0:17,118 0:15,853 0:14,733	0:47,908 0:17,250 0:15,808 0:14,850	0:48,082 0:17,264 0:16,026 0:14,792	0:48,894 0:18,010 0:15,995 0:14,889
Runde 7	0:47,507 0:16,987 0:15,793 0:14,727	0:47,751 0:17,161 0:15,907 0:14,683	0:47,917 0:17,167 0:15,876 0:14,874	0:47,821 0:17,089 0:15,977 0:14,755	0:47,886 0:17,096 0:15,988 0:14,802
Runde 8	0:47,552 0:16,976 0:15,894 0:14,682	0:47,635 0:17,057 0:15,874 0:14,704	0:47,870 0:17,201 0:15,862 0:14,807	0:47,871 0:17,077 0:15,993 0:14,801	0:47,863 0:17,074 0:15,936 0:14,853
Runde 9	0:47,496 0:17,014 0:15,845 0:14,637	0:47,608 0:17,052 0:15,850 0:14,706	0:47,787 0:17,235 0:15,790 0:14,762	0:47,815 0:17,075 0:15,986 0:14,754	0:47,772 0:17,086 0:15,886 0:14,850
Runde 10	0:47,607 0:17,076 0:15,810 0:14,721	0:48,190 0:17,470 0:15,954 0:14,766	0:47,865 0:17,183 0:15,876 0:14,806	0:47,781 0:17,087 0:15,968 0:14,726	0:47,916 0:17,192 0:15,888 0:14,836
Runde 11	0:47,656 0:16,989 0:15,939 0:14,728	0:47,851 0:17,181 0:15,962 0:14,708	0:47,875 0:17,221 0:15,906 0:14,748	0:47,892 0:17,167 0:15,999 0:14,726	0:47,894 0:17,190 0:15,892 0:14,812
Runde 12	0:47,629 0:17,039 0:15,861 0:14,729	0:47,737 0:17,119 0:15,905 0:14,713	0:47,944 0:17,201 0:15,891 0:14,852	0:47,916 0:17,154 0:15,943 0:14,819	0:47,933 0:17,228 0:15,897 0:14,808
Runde 13	0:47,902 0:17,195 0:15,854 0:14,853	0:47,791 0:17,154 0:15,870 0:14,767	0:48,087 0:17,295 0:15,877 0:14,915	0:48,023 0:17,206 0:16,055 0:14,762	0:48,177 0:17,213 0:15,975 0:14,989

R 7 DSKC (KZ2) Heat 3 B < > C

Die schnellsten Zeiten

Ort	Nr. Fahrername	Streckentl.	Zeit	Ø Speed
Ziel	332 Roos, Nikolas	1190 m	0:47,496	90,2 km/h
Sektion 1	366 Schreyer, Maximilian	452 m	0:16,959	95,9 km/h
Sektion 2	332 Roos, Nikolas	368 m	0:15,768	84,0 km/h
Sektion 3	310 Adams, Tom	370 m	0:08,850	150,5 km/h

	Smr.353 Rothschopf, Alexander AUT		Smr.381 Babarouga, Darius ROU		Smr.377 Walter, Luca DEU		Smr.357 Reiböck, Lukas AUT		Smr.366 Schreyer, Maximilian DEU			
	BIREL ART RACING KSW theoretisch mögliche Bestzeit 0:47,743		Dörr Motorsport theoretisch mögliche Bestzeit 0:47,593		Luca Walter theoretisch mögliche Bestzeit 0:47,893		BIREL ART RACING KSW theoretisch mögliche Bestzeit 0:47,712		Mach1 Motorsport - Kartschmie.de theoretisch mögliche Bestzeit 0:47,669			
best	Ziel	Sektion 1	Sektion 2	Sektion 3	Ziel	Sektion 1	Sektion 2	Sektion 3	Ziel	Sektion 1	Sektion 2	Sektion 3
Runde 1	0:47,762	0:17,120	0:15,856	0:14,767	0:47,611	0:17,020	0:15,887	0:14,686	0:47,903	0:17,170	0:15,932	0:14,791
Runde 2	0:51,811	0:19,772	0:16,811	0:15,228	0:52,957	0:20,740	0:16,717	0:15,500	0:52,407	0:20,196	0:16,689	0:15,522
Runde 3	0:49,711	0:18,141	0:16,526	0:15,044	0:50,806	0:17,763	0:16,394	0:16,649	0:49,060	0:17,729	0:16,273	0:15,058
Runde 4	0:48,514	0:17,403	0:16,161	0:14,950	0:48,583	0:17,403	0:16,063	0:15,117	0:48,509	0:17,380	0:16,197	0:14,932
Runde 5	0:48,734	0:17,334	0:16,052	0:15,348	0:48,077	0:17,197	0:16,009	0:14,871	0:48,404	0:17,298	0:16,114	0:14,992
Runde 6	0:48,579	0:17,504	0:16,097	0:14,978	0:47,873	0:17,077	0:15,990	0:14,806	0:48,733	0:17,551	0:16,183	0:14,999
Runde 7	0:48,848	0:17,961	0:15,987	0:14,900	0:49,044	0:17,935	0:16,314	0:14,795	0:48,597	0:17,783	0:15,991	0:14,823
Runde 8	0:47,965	0:17,231	0:15,910	0:14,824	0:47,848	0:17,172	0:15,926	0:14,750	0:48,072	0:17,212	0:15,997	0:14,863
Runde 9	0:47,900	0:17,149	0:15,984	0:14,767	0:47,841	0:17,115	0:16,013	0:14,713	0:47,903	0:17,180	0:15,932	0:14,791
Runde 10	0:47,762	0:17,120	0:15,861	0:14,781	0:47,629	0:17,029	0:15,914	0:14,686	0:47,945	0:17,191	0:15,940	0:14,814
Runde 11	0:47,975	0:17,178	0:15,927	0:14,870	0:47,611	0:17,020	0:15,887	0:14,704	0:47,968	0:17,170	0:16,006	0:14,792
Runde 12	0:47,843	0:17,208	0:15,856	0:14,779	0:47,789	0:17,127	0:15,905	0:14,757	0:48,294	0:17,188	0:15,942	0:15,164
Runde 13	0:48,015	0:17,263	0:15,923	0:14,829	0:47,670	0:17,043	0:15,926	0:14,701	0:48,117	0:17,239	0:16,016	0:14,862
best	0:48,121	0:17,305	0:15,997	0:14,819	0:47,842	0:17,167	0:15,904	0:14,771	0:48,115	0:17,265	0:16,000	0:14,850
	0:47,706	0:16,959	0:15,915	0:14,795	0:47,728	0:17,116	0:15,894	0:14,702	0:47,728	0:17,132	0:15,894	0:14,702
	0:52,697	0:20,304	0:16,820	0:15,573	0:49,511	0:17,761	0:16,372	0:15,378	0:53,913	0:21,318	0:16,940	0:15,655
	0:50,734	0:17,947	0:16,193	0:16,594	0:48,574	0:17,411	0:16,070	0:15,093	0:49,511	0:17,761	0:16,372	0:15,378
	0:48,698	0:17,472	0:16,144	0:15,082	0:48,872	0:17,735	0:16,182	0:14,955	0:47,969	0:17,175	0:15,974	0:14,820
	0:49,429	0:18,086	0:16,414	0:14,929	0:48,820	0:17,684	0:16,320	0:14,816	0:47,988	0:17,132	0:15,982	0:14,874
	0:48,301	0:17,186	0:16,172	0:14,943	0:48,072	0:17,212	0:15,997	0:14,863	0:47,915	0:17,139	0:15,992	0:14,784
	0:47,706	0:16,959	0:15,952	0:14,795	0:47,942	0:17,338	0:16,306	0:14,835	0:48,479	0:17,338	0:16,306	0:14,835
	0:47,942	0:17,084	0:16,026	0:14,832	0:47,919	0:17,116	0:15,976	0:14,827	0:47,919	0:17,116	0:15,976	0:14,827
	0:48,617	0:17,579	0:16,104	0:14,934	0:48,648	0:17,668	0:16,047	0:14,933	0:48,648	0:17,668	0:16,047	0:14,933
	0:47,895	0:17,091	0:15,973	0:14,831	0:48,085	0:17,374	0:15,902	0:14,809	0:48,085	0:17,374	0:15,902	0:14,809
	0:47,772	0:17,053	0:15,915	0:14,804	0:47,885	0:17,184	0:15,947	0:14,754	0:47,885	0:17,184	0:15,947	0:14,754
	0:48,017	0:17,150	0:15,999	0:14,868	0:47,728	0:17,132	0:15,894	0:14,702	0:47,728	0:17,132	0:15,894	0:14,702
	0:49,505	0:17,402	0:16,398	0:15,705								

R 7 DSKC (KZ2) Heat 3 B < > C

Die schnellsten Zeiten

Ort	Nr. Fahrername	Streckentl.	Zeit	Ø Speed
Ziel	332 Roos, Nikolas	1190 m	0:47,496	90,2 km/h
Sektion 1	366 Schreyer, Maximilian	452 m	0:16,959	95,9 km/h
Sektion 2	332 Roos, Nikolas	368 m	0:15,768	84,0 km/h
Sektion 3	310 Adams, Tom	370 m	0:08,850	150,5 km/h

	Snr.:370 Billman,Simon SWE KH Racing Team	Snr.:306 Mai,Emanuel DEU Salgat Motorsport	Snr.:337 La Martino,Vincenzo Alessio ITA ORACLE RACING SS D.A.R.L.	Snr.:387 Vanzan,Bruno ITA Bruno Vanzan	Snr.:310 Adams, Tom GBR Maranello SRP Factory Team
	theoretisch mögliche Bestzeit 0:47,962	theoretisch mögliche Bestzeit 0:42,078	theoretisch mögliche Bestzeit 0:47,895	theoretisch mögliche Bestzeit 0:42,342	theoretisch mögliche Bestzeit 0:41,922
Ziel	Sektion 1 Sektion 2 Sektion 3	Sektion 1 Sektion 2 Sektion 3	Sektion 1 Sektion 2 Sektion 3	Sektion 1 Sektion 2 Sektion 3	Sektion 1 Sektion 2 Sektion 3
best	0:48,037 0:17,159 0:15,967 0:14,836	0:47,946 0:17,166 0:15,916 0:08,996	0:47,928 0:17,099 0:15,957 0:14,839	0:48,019 0:17,214 0:15,937 0:09,191	0:47,913 0:17,157 0:15,915 0:08,850
Runde 1	0:52,467 0:20,262 0:16,609 0:15,596	0:54,285 0:22,094 0:16,664 0:15,527	0:52,609 0:20,174 0:16,960 0:15,475	0:52,919 0:20,299 0:16,954 0:15,666	0:55,839 0:23,406 0:16,878 0:15,555
Runde 2	0:49,333 0:17,911 0:16,315 0:15,107	0:49,432 0:17,798 0:16,479 0:15,155	0:50,201 0:17,793 0:16,599 0:15,809	0:50,828 0:17,797 0:16,318 0:16,713	0:49,388 0:17,749 0:16,406 0:15,233
Runde 3	0:48,637 0:17,419 0:16,166 0:15,052	0:49,155 0:17,876 0:16,179 0:15,100	0:48,386 0:17,424 0:16,032 0:14,930	0:48,759 0:17,485 0:16,227 0:15,047	0:49,881 0:18,224 0:16,628 0:15,029
Runde 4	0:48,492 0:17,340 0:16,112 0:15,040	0:48,406 0:17,431 0:16,013 0:14,962	0:48,081 0:17,235 0:16,004 0:14,842	0:48,668 0:17,389 0:16,311 0:14,968	0:48,941 0:17,654 0:16,154 0:15,133
Runde 5	0:48,691 0:17,580 0:16,075 0:15,036	0:48,466 0:17,327 0:16,184 0:14,955	0:48,389 0:17,245 0:16,190 0:14,954	0:48,224 0:17,250 0:16,022 0:14,952	0:48,551 0:17,453 0:16,236 0:14,862
Runde 6	0:49,202 0:18,256 0:16,076 0:14,870	0:47,946 0:17,166 0:15,916 0:14,864	0:50,114 0:18,110 0:16,847 0:15,157	0:48,265 0:17,402 0:16,056 0:14,807	0:48,174 0:17,273 0:16,013 0:14,888
Runde 7	0:48,194 0:17,159 0:16,167 0:14,868	0:47,991 0:17,193 0:15,947 0:14,851	0:48,004 0:17,165 0:15,983 0:14,856	0:48,019 0:17,214 0:15,937 0:14,868	0:48,162 0:17,188 0:16,136 0:14,838
Runde 8	0:48,037 0:17,234 0:15,967 0:14,836	0:48,040 0:17,207 0:15,988 0:14,845	0:47,928 0:17,099 0:15,982 0:14,847	0:48,199 0:17,265 0:16,006 0:14,928	0:47,913 0:17,157 0:15,935 0:14,821
Runde 9	0:48,353 0:17,220 0:16,140 0:14,993	0:49,238 0:18,156 0:16,105 0:14,977	0:48,988 0:17,147 0:16,790 0:15,051	0:49,254 0:17,689 0:16,481 0:15,084	0:48,456 0:17,251 0:16,286 0:14,919
Runde 10	0:48,871 0:17,572 0:16,123 0:15,176	0:48,500 0:17,400 0:22,104 0:08,996	0:48,173 0:17,305 0:16,016 0:14,852	0:48,712 0:17,337 0:22,184 0:09,191	0:48,145 0:17,235 0:22,060 0:08,850
Runde 11	0:48,589 0:17,534 0:16,102 0:14,953	0:48,118 0:17,302 0:15,960 0:14,856	0:47,976 0:17,180 0:15,957 0:14,839	0:48,626 0:17,636 0:16,111 0:14,879	0:47,948 0:17,238 0:15,915 0:14,795
Runde 12	0:48,507 0:17,395 0:16,097 0:15,015	0:48,111 0:17,220 0:15,992 0:14,899	0:48,596 0:17,298 0:16,370 0:14,928	0:48,542 0:17,296 0:16,018 0:15,228	0:48,069 0:17,239 0:15,951 0:14,879
Runde 13	0:49,815 0:17,518 0:16,314 0:15,983	0:48,267 0:17,255 0:15,980 0:15,032	0:49,516 0:17,407 0:16,428 0:15,681	0:48,517 0:17,359 0:16,044 0:15,114	0:48,474 0:17,404 0:16,083 0:14,987

R 7 DSKC (KZ2) Heat 3 B < > C

Die schnellsten Zeiten

Ort	Nr. Fahrername	Streckenl.	Ø Speed
Ziel	332 Roos, Nikolas	1190 m	90,2 km/h
Sektion 1	366 Schreyer, Maximilian	452 m	95,9 km/h
Sektion 2	332 Roos, Nikolas	368 m	84,0 km/h
Sektion 3	310 Adams, Tom	370 m	150,5 km/h

	Snr.391 Schmarl, Jürgen AUT			Snr.390 Avila Mamrique, Ricardo ESP			Snr.367 Felbermayr, Horst Felix AUT			Snr.326 Naumann, Christian DEU			Snr.388 Avanzato, Roberto ITA			
	BIREL ART RACING KSW			BIREL ART RACING KSW			Haak Motorsport			C.K.R. SRL			AVANZATO ROBERTO			
	theoretisch mögliche Bestzeit 0:42,381			theoretisch mögliche Bestzeit 0:42,495			theoretisch mögliche Bestzeit 0:42,097			theoretisch mögliche Bestzeit 0:42,348			theoretisch mögliche Bestzeit 0:42,418			
best	Ziel	Sektion 1	Sektion 2	Sektion 3	Ziel	Sektion 1	Sektion 2	Sektion 3	Ziel	Sektion 1	Sektion 2	Sektion 3	Ziel	Sektion 1	Sektion 2	Sektion 3
Runde 1	0:48,399	0:17,345	0:16,058	0:08,978	0:48,592	0:17,382	0:16,143	0:08,970	0:48,088	0:17,169	0:16,008	0:08,920	0:48,529	0:17,398	0:16,044	0:08,906
Runde 2	0:53,396	0:21,124	0:16,831	0:15,441	0:53,188	0:20,926	0:16,786	0:15,476	0:59,378	0:27,211	0:16,874	0:15,293	0:53,631	0:21,323	0:16,874	0:15,434
Runde 3	0:49,931	0:17,998	0:16,766	0:15,167	0:50,120	0:17,887	0:16,467	0:15,766	0:49,156	0:17,669	0:16,322	0:15,165	0:49,849	0:17,836	0:16,433	0:15,580
Runde 4	0:49,525	0:18,169	0:16,379	0:14,977	0:49,703	0:18,223	0:16,371	0:15,109	0:48,496	0:17,349	0:16,184	0:14,963	0:50,195	0:18,588	0:16,549	0:15,058
Runde 5	0:49,069	0:17,744	0:16,237	0:15,088	0:48,900	0:17,568	0:16,295	0:15,037	0:48,574	0:17,362	0:16,176	0:15,036	0:49,059	0:17,777	0:16,261	0:15,021
Runde 6	0:49,207	0:18,153	0:16,152	0:14,902	0:48,733	0:17,445	0:16,334	0:14,954	0:48,443	0:17,398	0:16,083	0:14,962	0:49,573	0:18,133	0:16,481	0:14,959
Runde 7	0:48,730	0:17,353	0:16,350	0:15,027	0:48,614	0:17,445	0:16,234	0:14,935	0:48,259	0:17,284	0:16,077	0:14,898	0:48,551	0:17,448	0:16,044	0:15,059
Runde 8	0:48,521	0:17,458	0:16,058	0:15,005	0:49,198	0:17,598	0:16,561	0:15,039	0:48,088	0:17,169	0:16,060	0:14,859	0:48,529	0:17,398	0:16,126	0:15,005
Runde 9	0:48,640	0:17,409	0:16,219	0:15,012	0:48,592	0:17,427	0:16,212	0:14,953	0:48,301	0:17,307	0:16,117	0:14,877	0:48,587	0:17,431	0:16,189	0:14,967
Runde 10	0:48,600	0:17,345	0:16,249	0:15,006	0:49,241	0:17,382	0:16,729	0:15,130	0:48,541	0:17,420	0:16,197	0:14,924	0:48,696	0:17,420	0:16,211	0:15,065
Runde 11	0:48,473	0:17,355	0:22,140	0:08,978	0:48,605	0:17,513	0:22,122	0:08,970	0:48,258	0:17,221	0:22,117	0:08,920	0:48,636	0:17,524	0:22,206	0:08,906
Runde 12	0:48,399	0:17,389	0:16,105	0:14,905	0:48,726	0:17,486	0:16,201	0:15,039	0:48,148	0:17,227	0:16,020	0:14,901	0:48,733	0:17,490	0:16,162	0:15,081
Runde 13	0:48,424	0:17,394	0:16,118	0:14,912	0:48,688	0:17,485	0:16,177	0:15,026	0:48,787	0:17,744	0:16,109	0:14,934	0:49,234	0:18,190	0:16,129	0:14,915
	0:48,432	0:17,352	0:16,084	0:14,996	0:48,606	0:17,509	0:16,143	0:14,954	0:48,496	0:17,355	0:16,008	0:15,133	0:48,647	0:17,415	0:16,282	0:14,950

R 7 DSKC (KZ2) Heat 3 B < > C

Die schnellsten Zeiten

Ort	Nr. Fahrername	Streckenkil.	ø Speed
Ziel	332 Roos, Nikolas	1190 m	90,2 km/h
Sektion 1	366 Schreyer, Maximilian	452 m	95,9 km/h
Sektion 2	332 Roos, Nikolas	368 m	84,0 km/h
Sektion 3	310 Adams, Tom	370 m	150,5 km/h

	Smr.378 Achilles, Giannisis GRC CPB Sport	Smr.380 Tillett, Archie GBR Maranello SRP Factory Team	Smr.329 Elkjaer, Anders Amtelt DNK Maranello SRP Factory Team	Smr.383 Srange, Max ESP Dörr Motorsport	Smr.336 Malk, Cedric CHE Millennium Racing
	theoretisch mögliche Bestzeit 0:42,449	theoretisch mögliche Bestzeit 0:48,121	theoretisch mögliche Bestzeit 0:48,581	theoretisch mögliche Bestzeit 0:48,581	theoretisch mögliche Bestzeit 0:00,000
best	Ziel Sektion 1 Sektion 2 Sektion 3 0:48,575 0:17,386 0:16,145 0:08,918	Ziel Sektion 1 Sektion 2 Sektion 3 0:48,211 0:17,256 0:15,967 0:14,898	Ziel Sektion 1 Sektion 2 Sektion 3 0:48,652 0:17,399 0:16,109 0:15,073	Ziel Sektion 1 Sektion 2 Sektion 3 0:48,775 0:17,408 0:16,207 0:14,966	Ziel Sektion 1 Sektion 2 Sektion 3 0:48,775 0:17,408 0:16,207 0:14,966
Runde 1	0:53,249 0:20,865 0:17,059 0:15,325	1:00,930 0:28,261 0:17,050 0:15,619	0:57,441 0:24,727 0:17,065 0:15,649	0:52,702 0:20,007 0:17,019 0:15,676	
Runde 2	0:49,293 0:17,671 0:16,475 0:15,147	0:49,258 0:17,783 0:16,349 0:15,126	0:49,488 0:17,789 0:16,399 0:15,300	0:49,466 0:17,779 0:16,348 0:15,339	
Runde 3	0:49,910 0:17,812 0:16,826 0:15,272	0:49,536 0:18,092 0:16,177 0:15,267	0:49,103 0:17,648 0:16,293 0:15,162	0:49,254 0:17,408 0:16,277 0:15,569	
Runde 4	0:48,973 0:17,585 0:16,390 0:14,998	0:48,614 0:17,405 0:16,159 0:15,050	0:48,875 0:17,505 0:16,226 0:15,144	0:48,775 0:17,602 0:16,207 0:14,966	
Runde 5	0:49,313 0:17,819 0:16,369 0:15,125	0:48,462 0:17,351 0:16,094 0:15,017	0:48,858 0:17,487 0:16,209 0:15,162	1:00,403 0:18,415 0:19,668 0:22,320	
Runde 6	0:48,580 0:17,416 0:16,192 0:14,972	0:48,301 0:17,368 0:15,990 0:14,943	0:49,134 0:17,536 0:16,412 0:15,186		
Runde 7	0:48,984 0:17,783 0:16,183 0:15,018	0:48,232 0:17,345 0:15,967 0:14,920	0:48,700 0:17,483 0:16,116 0:15,101		
Runde 8	0:49,148 0:17,386 0:16,682 0:15,080	0:48,244 0:17,256 0:16,025 0:14,963	0:48,714 0:17,399 0:16,165 0:15,150		
Runde 9	0:48,857 0:17,525 0:16,251 0:15,081	0:48,211 0:17,313 0:15,977 0:14,921	0:48,654 0:17,413 0:16,168 0:15,073		
Runde 10	0:48,575 0:17,424 0:22,233 0:08,918	0:48,547 0:17,630 0:15,969 0:14,948	0:49,502 0:18,041 0:16,352 0:15,109		
Runde 11	0:48,734 0:17,605 0:16,145 0:14,984	0:48,288 0:17,345 0:16,045 0:14,898	0:48,652 0:17,452 0:16,109 0:15,091		
Runde 12	0:48,952 0:17,566 0:16,390 0:14,996	0:48,865 0:17,474 0:16,270 0:15,121	0:48,822 0:17,407 0:16,298 0:15,117		
Runde 13	0:49,137 0:17,451 0:16,430 0:15,256	0:48,972 0:17,433 0:16,201 0:15,338	0:49,104 0:17,743 0:16,145 0:15,216		

R 7 DSKC (KZ2) Heat 3 B < > C

Die schnellsten Zeiten

Ort	Nr. Fahrername	Zeit	Streckenl.	Ø Speed
Ziel	332 Roos,Nikolas	0:47,496	1190 m	90,2 km/h
Sektion 1	366 Schreyer,Maximilian	0:16,959	452 m	95,9 km/h
Sektion 2	332 Roos,Nikolas	0:15,768	368 m	84,0 km/h
Sektion 3	310 Adams,Tom	0:08,850	370 m	150,5 km/h

Stnr.320 Colella, Luca
DEU

APEX Performance Racing Team

theoretisch mögliche Bestzeit 0:00,000

Ziel Sektion 1 Sektion 2 Sektion 3

Stnr.318 Damhuis, Philipp
DEU

Philipp Damhuis

theoretisch mögliche Bestzeit 0:00,000

Ziel Sektion 1 Sektion 2 Sektion 3

best

Runde 1

Runde 2

	Ziel	Sektion 1	Sektion 2	Sektion 3	Ziel	Sektion 1	Sektion 2	Sektion 3

R 2 DSKC (KZ2) Heat 2 A <> C

Strecke / track: 1190m

fastest Lap Niels TRÖGER at: 0:47,461

started: 27 classified: 25 not classified: 2 excluded: 2

Pos	Stf. Nr.	Fahrer / Driver	Nation	Bewerber / Sponsor	Nation	Lizenz B-Lizenz	Chassis / Motor / Reifen	Penalty	Points	Runden Laps	Gesamtzeit Differenz	Abstand Gap	beste Runde best Lap	in R. in L.	o Geschw. o Speed
1	309	TRÖGER, Niels	DEU	Maranello SRP Factory Team	DEU	18256 16067	Maranello / TM / VEGA			13	10:30,042		0:47,461	10	88,4 km/h 90,3 km/h
2	315	HENSEN, Linus	DEU	Mach1 Motorsport - Kartschmie.de	DEU	10705 16686	Mach 1 / TM / VEGA			2	10:30,512 0:00,470	0:00,470	0:47,502	10	88,3 km/h 90,2 km/h
3	328	BOS, Jeroen	NLD	SP Motorsport	NLD	21799 47253	KR / TM / VEGA			3	10:32,251 0:02,209	0:01,739	0:47,592	10	88,1 km/h 90 km/h
4	351	ALGRE, Ken Oskar	EST	Maranello SRP Factory Team	DEU	23026 16067	Maranello / TM / VEGA			4	10:33,974 0:03,932	0:01,723	0:47,733	7	87,8 km/h 89,7 km/h
5	333	NEGRUTSA, Mark	MDA	BIREL ART RACING KSW	AUT	MDIK230002 BK102	Birel Art / TM / VEGA			5	10:35,001 0:04,959	0:01,027	0:47,732	11	87,7 km/h 89,8 km/h
6	312	RACKL, Thomas	DEU	Maranello SRP Factory Team	DEU	10288 16067	Maranello / TM / VEGA			6	10:35,250 0:05,208	0:00,249	0:47,890	9	87,7 km/h 89,5 km/h
7	357	REIBÖCK, Lukas	AUT	BIREL ART RACING KSW	AUT	JA2158 BK102	Birel Art / TM / VEGA			7	10:35,566 0:05,524	0:00,316	0:47,781	12	87,6 km/h 89,7 km/h
8	382	FEDERER, Jannick	ITA	Maranello SRP Factory Team	DEU	504448 16067	Maranello / TM / VEGA			8	10:35,929 0:05,887	0:00,363	0:47,623	8	87,6 km/h 90 km/h
9	377	WALTER, Luca	DEU	Luca Walter	DEU	14151 14151	Alpha / TM / VEGA			9	10:37,192 0:07,150	0:01,263	0:47,819	9	87,4 km/h 89,6 km/h
10	383	STANGE, Max	ESP	Dörr Motorsport	DEU	ITE-0251-ESP 16982	KR / IAME / VEGA			10	10:41,576 0:11,534	0:04,384	0:47,969	10	86,8 km/h 89,3 km/h
11	313	KACIREK, Petr	CZE	DUCK RACING AUTOKLUB v ACR	CZE	Z3AS0116 Z3AT00161	MS Kart / TM / VEGA			11	10:42,910 0:12,868	0:01,334	0:48,039	8	86,6 km/h 89,2 km/h
12	335	FELBERMAYR, Emma	AUT	TB Racing Team	DEU	JK2003 12562	KR / TM / VEGA			12	10:43,114 0:13,072	0:00,204	0:47,561	8	86,6 km/h 90,1 km/h
13	387	VANZAN, Bruno	ITA	Bruno Vanzan	ITA	489753 489753	EKS / TM / VEGA			13	10:43,962 0:13,920	0:00,848	0:47,979	9	86,5 km/h 89,3 km/h
14	391	SCHMARL, Jürgen	AUT	BIREL ART RACING KSW	AUT	JK 2019 / JA1176 BK 102	Birel Art / TM / VEGA			14	10:47,130 0:17,088	0:03,168	0:48,152	7	86,1 km/h 89 km/h
15	375	JALAVA, Aleksi	FIN	LA Motorsport	FIN	34752874 50112252	Tony Kart / TM / VEGA	5 sec.		15	10:48,553 0:18,511	0:01,423	0:47,743	11	85,9 km/h 89,7 km/h
16	334	VLADIC, Lukas Milos	DEU	Maranello SRP Factory Team	DEU	33833 16067	Maranello / TM / VEGA			16	10:49,085 0:19,043	0:00,532	0:48,257	8	85,8 km/h 88,8 km/h
17	343	STEEN, Bas	NLD	Bas Steen	NLD	31350 31350	CKR / TM / VEGA			17	10:50,932 0:20,890	0:01,847	0:48,652	8	85,6 km/h 88,1 km/h
18	321	KAPETANIDIS, Vinzent	DEU	AP-Racing	DEU	17239 12921	Birel Art / TM / VEGA			18	10:51,103 0:21,061	0:00,171	0:48,419	8	85,5 km/h 89,6 km/h
19	316	THOMSEN, Lukas	DEU	Mach1 Motorsport - Kartschmie.de	DEU	12991 16686	Mach 1 / TM / VEGA	5 sec.		19	11:04,309 0:34,267	0:13,206	0:47,794	7	83,8 km/h 89,6 km/h
20	381	BABAIOANA, Darius	ROU	Dörr Motorsport	DEU	461 16982	KR / IAME / VEGA			20	10:05,919 DNF	QualiP:6	0:47,686	7	84,8 km/h 89,8 km/h
21	326	NAUMANN, Christian	DEU	C.K.R. SRL	ITA	29431 300098	CKR / TM / VEGA			21	10:44,195 1 R	0:38,276	0:48,808	6	79,8 km/h 87,8 km/h
22	337	LA MARTINA, Vincenzo Alessio	ITA	ORACLE RACING SS D.A.R.L.	ITA	406393 403577	Birel Art / TM / VEGA			22	7:22,432 DNF	QualiP:8	0:47,764	7	87,1 km/h 89,7 km/h
23	366	SCHREYER, Maximilian	DEU	Mach1 Motorsport - Kartschmie.de	DEU	31254 16686	Mach 1 / TM / VEGA			23	6:37,122 DNF	QualiP:12	0:47,714	8	86,3 km/h 89,8 km/h
24	378	ACHILLEFS, Giannis	GRC	CPB Sport	FRA	5654 232241-1	Sodikart / TM / VEGA			24	5:08,646 DNF	QualiP:26	0:48,653	4	83,3 km/h 88,1 km/h
25	354	STEINBACH, Oskar	DEU	Georg Steinbach	DEU	10217 BEK1155170	Sodikart / TM / VEGA			25	0:06,600 DNF	QualiP:19			
the following drivers are disqualified															
DSQ	307	SCHENCK, Maurice	DEU	APEX Performance Racing Team	DEU	10412 21544	Maranello / TM / VEGA			30	DSQ	disqualified	QualiP:15		
DSQ	318	DAMHUIS, Philipp	DEU	Philipp Damhuis	DEU	16926 16926	KR / TM / VEGA			30	DSQ	disqualified			

StNr. 307 black flag StNr. 375 5 sec. penalty Frontfairing

StNr. 316 5 sec penalty causing a collision

StNr. 318 Disqualifikation from the Heat

Rennleitung: Uwe Fuchs / Markus Peske Racedirektor: Horst Seidel

Sportkommissare: Nikolas Spaderna / Ulrich Bell / Gerhard Verlaan

Techn. Kommissare: H.-J. Dangers / M. Ambrosius / D. Pietzko / C. Schmidt / G. Mitscherling

Zeitnahme: KART-DATA timing service Franz Schieszler / Manuela Hintner

Zeitnahme / timekeeping

control *Schieszler*
Franz Schieszler

freigegeben: 13:47:51



R 2 DSKG (KZ2) Heat 2 A < > C

Fahrername Driver	Träger Niels	Hensen Linus	Bos Jeroen	Algre Ken Oskar	Negrutsa Mark	Rackl Thomas	Reiböck Lukas	Federer Jannick	Walter Luca	Damhuis Philipp	Stange Max	Kacirek Petr
schnellste Runde in Runde	0:47,461 Rn. 10	0:47,502 Rn. 10	0:47,592 Rn. 10	0:47,733 Rn. 7	0:47,732 Rn. 11	0:47,890 Rn. 9	0:47,781 Rn. 12	0:47,623 Rn. 8	0:47,819 Rn. 9	0:47,902 Rn. 10	0:47,969 Rn. 10	0:48,039 Rn. 8
Speed	90,3 km/h	90,2 km/h	90,0 km/h	89,7 km/h	89,8 km/h	89,5 km/h	89,7 km/h	90,0 km/h	89,6 km/h	89,4 km/h	89,3 km/h	89,2 km/h
Lap 1	0:51,645	0:51,930	0:51,664	0:51,929	0:52,363	0:51,061	0:52,767	0:52,964	0:52,931	0:52,670	0:53,286	0:54,354
Lap 2	0:49,040	0:49,000	0:49,073	0:49,065	0:49,064	0:48,984	0:49,195	0:49,536	0:49,410	0:49,865	0:49,511	0:49,670
Lap 3	0:48,361	0:48,385	0:48,313	0:48,433	0:48,474	0:48,644	0:48,427	0:48,577	0:48,357	0:48,507	0:49,452	0:49,193
Lap 4	0:47,982	0:48,051	0:47,994	0:48,075	0:48,084	0:48,176	0:48,062	0:48,322	0:48,166	0:48,225	0:48,461	0:49,202
Lap 5	0:48,011	0:47,812	0:47,957	0:48,024	0:48,213	0:48,042	0:48,056	0:48,646	0:48,293	0:48,312	0:48,241	0:48,260
Lap 6	0:47,727	0:48,115	0:48,468	0:47,817	0:47,849	0:48,246	0:48,422	0:48,173	0:48,761	0:48,924	0:48,161	0:48,131
Lap 7	0:47,695	0:47,681	0:47,847	0:47,733	0:47,812	0:48,050	0:47,893	0:47,760	0:47,945	0:47,945	0:47,993	0:48,097
Lap 8	0:47,781	0:47,677	0:47,912	0:48,029	0:47,990	0:48,699	0:48,226	0:47,623	0:47,842	0:48,104	0:48,034	0:48,039
Lap 9	0:47,617	0:47,515	0:47,669	0:47,947	0:48,474	0:47,890	0:48,030	0:47,772	0:47,819	0:48,072	0:48,083	0:48,113
Lap 10	0:47,461	0:47,502	0:47,592	0:47,918	0:48,035	0:48,017	0:47,815	0:47,721	0:47,875	0:47,902	0:47,969	0:48,119
Lap 11	0:47,565	0:47,547	0:47,638	0:48,411	0:47,732	0:48,157	0:47,947	0:47,937	0:47,881	0:47,945	0:48,387	0:48,082
Lap 12	0:47,467	0:47,512	0:47,837	0:47,773	0:47,857	0:48,086	0:47,781	0:47,862	0:47,981	0:48,557	0:49,565	0:48,816
Lap 13	0:47,733	0:47,550	0:48,091	0:47,968	0:48,438	0:49,312	0:47,855	0:47,988	0:47,933	0:47,939	0:48,233	0:48,512

R 2 DSKC (KZ2) Heat 2 A < > C

Fahrername Driver	Felbermayr Emma	Jalava Aleksi	Vanzan Bruno	Schmarl Jürgen	Vladic Lukas Milos	Steen Bas	Kopetanidis Vinzent	Thomsen Lukas	Babaioana Darius	Naumann Christian	Vincenzo Alessio	Schreyer Maximilian
schnellste Runde in Runde	0:47,561 Rn. 8	0:47,743 Rn. 11	0:47,979 Rn. 9	0:48,152 Rn. 7	0:48,257 Rn. 8	0:48,652 Rn. 8	0:48,419 Rn. 8	0:47,794 Rn. 7	0:47,686 Rn. 7	0:48,808 Rn. 6	0:47,764 Rn. 7	0:47,714 Rn. 8
Speed	90,1 km/h	89,7 km/h	89,3 km/h	89,0 km/h	88,8 km/h	88,1 km/h	88,5 km/h	89,6 km/h	89,8 km/h	87,8 km/h	89,7 km/h	89,8 km/h
Lap 1	0:52,646	0:53,018	0:53,929	0:54,455	0:54,235	0:53,612	0:55,097	0:52,495	0:53,045	0:55,219	0:51,610	0:52,952
Lap 2	0:50,478	0:50,976	0:49,809	0:50,075	0:50,301	0:49,916	0:50,853	0:48,923	0:49,467	0:49,734	0:49,077	0:49,358
Lap 3	0:49,326	0:49,075	0:48,978	0:49,595	0:50,384	0:49,433	0:50,050	0:48,377	0:48,447	0:49,610	0:48,434	0:48,494
Lap 4	0:47,983	0:48,296	0:50,695	0:49,236	0:48,681	0:49,193	0:49,030	0:48,180	0:48,110	0:49,125	0:48,210	0:48,286
Lap 5	0:47,807	0:48,206	0:48,403	0:49,474	0:48,739	0:49,763	0:48,762	0:48,123	0:47,975	0:49,525	0:48,348	0:48,422
Lap 6	0:50,708	0:47,925	0:48,119	0:48,484	0:48,869	0:48,743	0:48,806	0:47,825	0:47,922	0:48,808	0:47,872	0:48,630
Lap 7	0:47,882	0:47,920	0:47,994	0:48,152	0:48,563	0:48,682	0:48,671	0:47,794	0:47,686	1:21,943	0:47,764	0:47,717
Lap 8	0:47,561	0:47,968	0:48,023	0:48,291	0:48,257	0:48,652	0:48,419	0:47,900	0:48,706	0:50,979	0:48,055	0:47,714
Lap 9	0:47,737	0:48,121	0:47,979	0:48,446	0:48,969	0:49,028	0:48,578	0:48,049	0:47,719	0:52,657	0:48,111	
Lap 10	0:48,049	0:48,589	0:48,148	0:48,487	0:48,651	0:49,370	0:49,175	1:11,375	0:47,754	0:50,917		
Lap 11	0:47,847	0:47,743	0:48,149	0:48,407	0:48,326	0:49,016	0:49,030	0:48,102	0:49,508	0:49,819		
Lap 12	0:50,777	0:50,670	0:48,489	0:48,870	0:48,725	0:48,897	0:48,868	0:48,016	1:04,910	0:49,426		
Lap 13	0:48,663	0:48,921	0:48,963	0:48,598	0:48,622	0:49,001	0:49,017	0:49,124				

R 2 DSKG (KZ2) Heat 2 A < > C

Fahrername Driver	Achillefs Giannis	Steinbach Oskar	Schenk Maurice
schnellste Runde in Runde	0:48,653 Rn. 4		
Speed	88,1 km/h		
Lap 1	0:54,505		
Lap 2	0:50,325		
Lap 3	0:50,031		
Lap 4	<u>0:48,653</u>		
Lap 5	0:48,793		
Lap 6	0:48,757		
Lap 7			
Lap 8			
Lap 9			
Lap 10			
Lap 11			
Lap 12			
Lap 13			

R 2 DSKC (KZ2) Heat 2 A <> C

Ziel		Sektion 1		Sektion 2		Sektion 3	
Fahrername	Zeit	Fahrername	Zeit	Fahrername	Zeit	Fahrername	Zeit
1 309 Tröger,Niels	0:47,461	315 Hensen,Linus	0:16,937	309 Tröger,Niels	0:15,741	309 Tröger,Niels	0:14,646
2 315 Hensen,Linus	0:47,502	335 Felbermayr,Emma	0:16,980	382 Federer,Jannick	0:15,783	315 Hensen,Linus	0:14,675
3 335 Felbermayr,Emma	0:47,561	309 Tröger,Niels	0:16,990	315 Hensen,Linus	0:15,784	382 Federer,Jannick	0:14,684
4 328 Bos,Jeroen	0:47,592	328 Bos,Jeroen	0:16,992	333 Negruta,Mark	0:15,799	328 Bos,Jeroen	0:14,710
5 382 Federer,Jannick	0:47,623	366 Schreyer,Maximilian	0:16,997	335 Felbermayr,Emma	0:15,803	333 Negruta,Mark	0:14,728
6 381 Babaioana,Darius	0:47,686	381 Babaioana,Darius	0:17,043	375 Jalava,Aleksi	0:15,831	381 Babaioana,Darius	0:14,738
7 366 Schreyer,Maximilian	0:47,714	333 Negruta,Mark	0:17,076	381 Babaioana,Darius	0:15,837	351 Algre,Ken Oskar	0:14,740
8 333 Negruta,Mark	0:47,732	377 Walter,Luca	0:17,084	351 Algre,Ken Oskar	0:15,839	316 Thomsen,Lukas	0:14,748
9 351 Algre,Ken Oskar	0:47,733	351 Algre,Ken Oskar	0:17,086	328 Bos,Jeroen	0:15,846	357 Reiböck,Lukas	0:14,752
10 375 Jalava,Aleksi	0:47,743	312 Rackl,Thomas	0:17,102	357 Reiböck,Lukas	0:15,847	335 Felbermayr,Emma	0:14,753
11 337 La Martina,Vincenzo Ale:	0:47,764	337 La Martina,Vincenzo Ale:	0:17,118	337 La Martina,Vincenzo Ale:	0:15,852	366 Schreyer,Maximilian	0:14,767
12 357 Reiböck,Lukas	0:47,781	357 Reiböck,Lukas	0:17,121	316 Thomsen,Lukas	0:15,862	377 Walter,Luca	0:14,770
13 316 Thomsen,Lukas	0:47,794	375 Jalava,Aleksi	0:17,127	312 Rackl,Thomas	0:15,872	337 La Martina,Vincenzo Ale:	0:14,775
14 377 Walter,Luca	0:47,819	382 Federer,Jannick	0:17,138	318 Damhuis,Philipp	0:15,875	375 Jalava,Aleksi	0:14,785
15 312 Rackl,Thomas	0:47,890	387 Vanzan,Bruno	0:17,149	377 Walter,Luca	0:15,880	318 Damhuis,Philipp	0:14,789
16 318 Damhuis,Philipp	0:47,902	313 Kacirek,Petr	0:17,156	387 Vanzan,Bruno	0:15,903	383 Stange,Max	0:14,800
17 383 Stange,Max	0:47,969	316 Thomsen,Lukas	0:17,160	366 Schreyer,Maximilian	0:15,914	387 Vanzan,Bruno	0:14,803
18 387 Vanzan,Bruno	0:47,979	318 Damhuis,Philipp	0:17,166	313 Kacirek,Petr	0:15,950	312 Rackl,Thomas	0:14,806
19 313 Kacirek,Petr	0:48,039	383 Stange,Max	0:17,166	383 Stange,Max	0:15,956	334 Vlastic,Lukas Milos	0:14,822
20 391 Schmarl,Jürgen	0:48,152	391 Schmarl,Jürgen	0:17,181	307 Schenck,Maurice	0:15,991	378 Achillefs,Giannis	0:14,829
21 334 Vlastic,Lukas Milos	0:48,257	334 Vlastic,Lukas Milos	0:17,239	334 Vlastic,Lukas Milos	0:15,992	313 Kacirek,Petr	0:14,858
22 321 Kapetanidis,Vinzent	0:48,419	307 Schenck,Maurice	0:17,267	391 Schmarl,Jürgen	0:16,031	391 Schmarl,Jürgen	0:14,885
23 343 Steen,Bas	0:48,652	321 Kapetanidis,Vinzent	0:17,270	378 Achillefs,Giannis	0:16,063	326 Naumann,Christian	0:14,949
24 378 Achillefs,Giannis	0:48,653	378 Achillefs,Giannis	0:17,408	321 Kapetanidis,Vinzent	0:16,113	343 Steen,Bas	0:14,987
25 326 Naumann,Christian	0:48,808	343 Steen,Bas	0:17,425	343 Steen,Bas	0:16,152	321 Kapetanidis,Vinzent	0:14,994
26 307 Schenck,Maurice	0:49,010	326 Naumann,Christian	0:17,451	326 Naumann,Christian	0:16,158	307 Schenck,Maurice	0:14,994
27 354 Steinbach,Oskar		354 Steinbach,Oskar	0:20,580	354 Steinbach,Oskar	0:17,473	354 Steinbach,Oskar	

R 2 DSXC (KZ2) Heat 2 A < > C

Die schnellsten Zeiten

Ort	Nr. Fahrername	Streckenl.	Ø Speed
Ziel	309 Tröger,Niels	1190 m	90,3 km/h
Sektion 1	315 Hensen,Linus	452 m	96,1 km/h
Sektion 2	309 Tröger,Niels	368 m	84,2 km/h
Sektion 3	309 Tröger,Niels	370 m	90,9 km/h

	Smr.309 Tröger,Niels DEU Maranello SRP Factory Team theoretisch mögliche Bestzeit 0:47,377			Smr.315 Hensen,Linus DEU Mach1 Motorsport - Kartschmie.de theoretisch mögliche Bestzeit 0:47,396			Smr.328 Bos,Jeroen NLD SP Motorsport theoretisch mögliche Bestzeit 0:47,548			Smr.351 Algre,Ken Oskar EST Maranello SRP Factory Team theoretisch mögliche Bestzeit 0:47,665			Smr.333 Negrutsa,Mark MDA BIREL ART RACING KSW theoretisch mögliche Bestzeit 0:47,603							
	Ziel	Sektion 1	Sektion 2	Sektion 3	Ziel	Sektion 1	Sektion 2	Sektion 3	Ziel	Sektion 1	Sektion 2	Sektion 3	Ziel	Sektion 1	Sektion 2	Sektion 3				
best	0:47,461	0:16,990	0:15,741	0:14,646	0:47,502	0:16,937	0:15,784	0:14,675	0:47,592	0:16,992	0:15,846	0:14,710	0:47,733	0:17,086	0:15,839	0:14,740	0:47,732	0:17,076	0:15,799	0:14,728
Runde 1	0:51,645	0:20,006	0:16,555	0:15,084	0:51,930	0:20,108	0:16,684	0:15,138	0:51,664	0:19,892	0:16,702	0:15,070	0:51,929	0:19,844	0:16,851	0:15,234	0:52,363	0:20,209	0:16,973	0:15,181
Runde 2	0:49,040	0:17,707	0:16,323	0:15,010	0:49,000	0:17,514	0:16,439	0:15,047	0:49,073	0:17,484	0:16,573	0:15,016	0:49,065	0:17,709	0:16,344	0:15,012	0:49,064	0:17,621	0:16,480	0:14,963
Runde 3	0:48,361	0:17,402	0:16,067	0:14,892	0:48,385	0:17,428	0:16,067	0:14,890	0:48,313	0:17,289	0:16,147	0:14,877	0:48,433	0:17,442	0:16,086	0:14,905	0:48,474	0:17,389	0:16,168	0:14,917
Runde 4	0:47,982	0:17,234	0:15,930	0:14,818	0:48,051	0:17,223	0:15,978	0:14,850	0:47,994	0:17,191	0:15,993	0:14,810	0:48,075	0:17,224	0:16,017	0:14,834	0:48,084	0:17,243	0:15,997	0:14,844
Runde 5	0:48,011	0:17,245	0:15,963	0:14,803	0:47,812	0:17,119	0:15,868	0:14,825	0:47,957	0:17,203	0:15,949	0:14,805	0:48,024	0:17,245	0:15,895	0:14,884	0:48,213	0:17,438	0:15,916	0:14,859
Runde 6	0:47,727	0:17,184	0:15,783	0:14,760	0:48,115	0:17,312	0:15,944	0:14,859	0:48,468	0:17,340	0:16,293	0:14,835	0:47,817	0:17,102	0:15,884	0:14,831	0:47,849	0:17,169	0:15,907	0:14,773
Runde 7	0:47,695	0:17,146	0:15,806	0:14,743	0:47,681	0:17,050	0:15,883	0:14,748	0:47,847	0:17,178	0:15,944	0:14,725	0:47,733	0:17,086	0:15,839	0:14,808	0:47,812	0:17,245	0:15,799	0:14,768
Runde 8	0:47,781	0:17,165	0:15,817	0:14,799	0:47,677	0:17,109	0:15,848	0:14,720	0:47,912	0:17,252	0:15,950	0:14,710	0:48,029	0:17,317	0:15,916	0:14,796	0:47,990	0:17,184	0:16,012	0:14,794
Runde 9	0:47,617	0:17,072	0:15,816	0:14,729	0:47,515	0:16,937	0:15,813	0:14,765	0:47,669	0:16,992	0:15,913	0:14,764	0:47,947	0:17,173	0:15,921	0:14,853	0:48,474	0:17,589	0:15,914	0:14,971
Runde 10	0:47,461	0:16,990	0:15,741	0:14,730	0:47,502	0:17,043	0:15,784	0:14,675	0:47,592	0:17,027	0:15,846	0:14,719	0:47,918	0:17,190	0:15,868	0:14,860	0:48,035	0:17,197	0:15,958	0:14,880
Runde 11	0:47,565	0:17,004	0:15,830	0:14,731	0:47,547	0:16,982	0:15,845	0:14,720	0:47,638	0:17,023	0:15,904	0:14,711	0:48,411	0:17,442	0:16,149	0:14,820	0:47,732	0:17,076	0:15,928	0:14,728
Runde 12	0:47,467	0:17,051	0:15,770	0:14,646	0:47,512	0:17,005	0:15,815	0:14,692	0:47,837	0:17,157	0:15,970	0:14,710	0:47,773	0:17,127	0:15,906	0:14,740	0:47,857	0:17,175	0:15,889	0:14,793
Runde 13	0:47,733	0:17,088	0:15,792	0:14,853	0:47,550	0:17,032	0:15,813	0:14,705	0:48,091	0:17,186	0:15,945	0:14,960	0:47,968	0:17,345	0:15,867	0:14,756	0:48,438	0:17,289	0:16,055	0:15,094

R 2 DSKC (KZ2) Heat 2 A < > C

Die schnellsten Zeiten

Ort	Nr. Fahrername	Streckenl.	Ø Speed
Ziel	309 Tröger,Niels	1190 m	90,3 km/h
Sektion 1	315 Hensen, Linus	452 m	96,1 km/h
Sektion 2	309 Tröger,Niels	368 m	84,2 km/h
Sektion 3	309 Tröger,Niels	370 m	90,9 km/h

	Smr.312 Rackl,Thomas DEU Maranello SRP Factory Team	Smr.357 Reiböck,Lukas AUT BIREL ART RACING KSW	Smr.382 Federer,Jannick ITA Maranello SRP Factory Team	Smr.377 Walter,Luca DEU Luca Walter	Smr.318 Damhuis,Philipp DEU Philipp Damhuis
	theoretisch mögliche Bestzeit 0:47,780	theoretisch mögliche Bestzeit 0:47,720	theoretisch mögliche Bestzeit 0:47,605	theoretisch mögliche Bestzeit 0:47,734	theoretisch mögliche Bestzeit 0:47,830
best	Ziel Sektion 1 Sektion 2 Sektion 3 0:47,890 0:17,102 0:15,872 0:14,806	Ziel Sektion 1 Sektion 2 Sektion 3 0:47,781 0:17,121 0:15,847 0:14,752	Ziel Sektion 1 Sektion 2 Sektion 3 0:47,623 0:17,138 0:15,783 0:14,684	Ziel Sektion 1 Sektion 2 Sektion 3 0:47,819 0:17,084 0:15,880 0:14,770	Ziel Sektion 1 Sektion 2 Sektion 3 0:47,902 0:17,166 0:15,875 0:14,789
Runde 1	0:51,061 0:19,446 0:16,447 0:15,168	0:52,767 0:20,319 0:16,862 0:15,586	0:52,964 0:20,705 0:16,817 0:15,442	0:52,931 0:20,437 0:16,954 0:15,540	0:52,670 0:20,254 0:16,954 0:15,462
Runde 2	0:48,984 0:17,526 0:16,275 0:15,183	0:49,195 0:17,706 0:16,376 0:15,113	0:49,536 0:17,980 0:16,464 0:15,092	0:49,410 0:17,833 0:16,341 0:15,236	0:49,865 0:18,293 0:16,286 0:15,286
Runde 3	0:48,644 0:17,451 0:16,189 0:15,004	0:48,427 0:17,426 0:16,077 0:14,924	0:48,577 0:17,487 0:16,055 0:15,035	0:48,357 0:17,387 0:16,030 0:14,940	0:48,507 0:17,509 0:15,967 0:15,031
Runde 4	0:48,176 0:17,312 0:15,944 0:14,920	0:48,062 0:17,222 0:15,987 0:14,853	0:48,322 0:17,332 0:15,922 0:15,068	0:48,166 0:17,262 0:16,058 0:14,846	0:48,225 0:17,301 0:15,965 0:14,959
Runde 5	0:48,042 0:17,267 0:15,872 0:14,903	0:48,056 0:17,289 0:15,921 0:14,846	0:48,646 0:17,250 0:16,142 0:15,254	0:48,293 0:17,479 0:15,945 0:14,869	0:48,312 0:17,284 0:16,017 0:15,011
Runde 6	0:48,246 0:17,192 0:16,152 0:14,902	0:48,422 0:17,578 0:16,010 0:14,834	0:48,173 0:17,510 0:15,891 0:14,772	0:48,761 0:17,997 0:15,930 0:14,834	0:48,924 0:18,016 0:15,930 0:14,978
Runde 7	0:48,050 0:17,308 0:15,873 0:14,869	0:47,893 0:17,231 0:15,847 0:14,815	0:47,760 0:17,138 0:15,788 0:14,834	0:47,945 0:17,187 0:15,934 0:14,824	0:47,945 0:17,166 0:15,924 0:14,855
Runde 8	0:48,699 0:17,790 0:16,044 0:14,865	0:48,226 0:17,139 0:16,161 0:14,926	0:47,623 0:17,156 0:15,783 0:14,684	0:47,842 0:17,129 0:15,906 0:14,807	0:48,104 0:17,328 0:15,889 0:14,887
Runde 9	0:47,890 0:17,102 0:15,982 0:14,806	0:48,030 0:17,268 0:15,987 0:14,775	0:47,772 0:17,142 0:15,862 0:14,768	0:47,819 0:17,084 0:15,917 0:14,818	0:48,072 0:17,252 0:15,976 0:14,844
Runde 10	0:48,017 0:17,198 0:15,921 0:14,898	0:47,815 0:17,130 0:15,918 0:14,767	0:47,721 0:17,144 0:15,850 0:14,727	0:47,875 0:17,182 0:15,880 0:14,813	0:47,902 0:17,212 0:15,901 0:14,789
Runde 11	0:48,157 0:17,337 0:15,982 0:14,838	0:47,947 0:17,141 0:15,893 0:14,913	0:47,937 0:17,221 0:15,937 0:14,779	0:47,945 0:17,148 0:15,880 0:14,853	0:47,945 0:17,210 0:15,884 0:14,851
Runde 12	0:48,086 0:17,227 0:16,033 0:14,826	0:47,781 0:17,144 0:15,885 0:14,752	0:47,862 0:17,330 0:15,837 0:14,695	0:47,981 0:17,301 0:15,910 0:14,770	0:48,557 0:17,818 0:15,929 0:14,810
Runde 13	0:49,312 0:17,735 0:16,114 0:15,463	0:47,855 0:17,121 0:15,939 0:14,795	0:47,988 0:17,250 0:15,950 0:14,788	0:47,933 0:17,163 0:15,959 0:14,811	0:47,939 0:17,245 0:15,875 0:14,819

R 2 DSKC (KZ2) Heat 2 A < > C

Die schnellsten Zeiten

Ort	Nr. Fahrername	Streckenl.	Ø Speed
Ziel	309 Tröger,Niels	1190 m	90,3 km/h
Sektion 1	315 Hensen,Linus	452 m	96,1 km/h
Sektion 2	309 Tröger,Niels	368 m	84,2 km/h
Sektion 3	309 Tröger,Niels	370 m	90,9 km/h

	Smr.383 Stange,Max ESP			Smr.313 Kacirek,Petr CZE			Smr.335 Felbermayr,Emma AUT			Smr.375 Jalava,Aleksi FIN			Smr.387 Vanzan,Bruno ITA			
	Dörr Motorsport theoretisch mögliche Bestzeit 0:47,922			DUCK RACING AUTOKLUB v ACR theoretisch mögliche Bestzeit 0:47,964			TB Racing Team theoretisch mögliche Bestzeit 0:47,536			LA Motorsport theoretisch mögliche Bestzeit 0:47,743			Bruno Vanzan theoretisch mögliche Bestzeit 0:47,855			
	Ziel	Sektion 1	Sektion 2	Sektion 3	Ziel	Sektion 1	Sektion 2	Sektion 3	Ziel	Sektion 1	Sektion 2	Sektion 3	Ziel	Sektion 1	Sektion 2	Sektion 3
best	0:47,969	0:17,166	0:15,956	0:14,800	0:48,039	0:17,156	0:15,950	0:14,858	0:47,561	0:16,980	0:15,803	0:14,753	0:47,979	0:17,149	0:15,903	0:14,803
Runde 1	0:53,286	0:20,457	0:17,132	0:15,697	0:54,354	0:20,906	0:17,744	0:15,704	0:52,646	0:20,241	0:16,947	0:15,458	0:53,929	0:20,655	0:17,294	0:15,980
Runde 2	0:49,511	0:17,880	0:16,595	0:15,036	0:49,670	0:17,728	0:16,482	0:15,460	0:50,478	0:18,043	0:16,887	0:15,548	0:49,809	0:17,718	0:16,648	0:15,443
Runde 3	0:49,452	0:17,669	0:16,777	0:15,006	0:49,193	0:17,923	0:16,217	0:15,053	0:49,326	0:17,892	0:16,370	0:15,064	0:48,978	0:17,632	0:16,374	0:14,972
Runde 4	0:48,461	0:17,360	0:16,121	0:14,980	0:49,202	0:17,518	0:16,419	0:15,265	0:47,983	0:17,139	0:15,947	0:14,897	0:50,695	0:17,991	0:16,600	0:16,104
Runde 5	0:48,241	0:17,276	0:16,055	0:14,910	0:48,260	0:17,252	0:16,017	0:14,991	0:47,807	0:17,078	0:15,900	0:14,829	0:48,403	0:17,555	0:16,009	0:14,839
Runde 6	0:48,161	0:17,264	0:16,063	0:14,834	0:48,131	0:17,224	0:15,994	0:14,913	0:50,708	0:19,736	0:16,139	0:14,833	0:48,119	0:17,274	0:16,016	0:14,829
Runde 7	0:47,993	0:17,196	0:15,997	0:14,800	0:48,097	0:17,196	0:15,951	0:14,950	0:47,882	0:17,207	0:15,869	0:14,806	0:47,994	0:17,216	0:15,975	0:14,803
Runde 8	0:48,034	0:17,166	0:15,993	0:14,875	0:48,039	0:17,165	0:15,950	0:14,904	0:47,561	0:16,980	0:15,803	0:14,778	0:48,023	0:17,163	0:16,010	0:14,850
Runde 9	0:48,083	0:17,236	0:15,998	0:14,849	0:48,113	0:17,156	0:16,038	0:14,919	0:47,737	0:17,007	0:15,977	0:14,753	0:47,979	0:17,213	0:15,903	0:14,863
Runde 10	0:47,969	0:17,193	0:15,956	0:14,820	0:48,119	0:17,224	0:16,021	0:14,874	0:48,049	0:17,162	0:16,079	0:14,808	0:48,148	0:17,149	0:16,120	0:14,879
Runde 11	0:48,387	0:17,203	0:16,219	0:14,965	0:48,082	0:17,222	0:16,002	0:14,858	0:47,847	0:17,007	0:15,866	0:14,974	0:48,149	0:17,173	0:16,092	0:14,884
Runde 12	0:49,565	0:18,573	0:16,109	0:14,883	0:48,816	0:17,439	0:16,206	0:15,171	0:50,777	0:18,970	0:16,226	0:15,581	0:50,670	0:18,885	0:16,163	0:15,622
Runde 13	0:48,233	0:17,261	0:16,078	0:14,894	0:48,512	0:17,564	0:16,053	0:14,895	0:48,663	0:17,855	0:15,962	0:14,846	0:48,921	0:17,843	0:16,061	0:15,017

R 2 DSXC (KZ2) Heat 2 A < > C

Die schnellsten Zeiten

Ort	Nr. Fahrername	Streckentl.	ø Speed
Ziel	309 Träger,Niels	1190 m	90,3 km/h
Sektion 1	315 Hensen, Linus	452 m	96,1 km/h
Sektion 2	309 Träger,Niels	368 m	84,2 km/h
Sektion 3	309 Träger,Niels	370 m	90,9 km/h

	Smr.391 Schmarl,Jürgen AUT BIREL ART RACING KSW theoretisch mögliche Bestzeit 0:48,097	Smr.334 Vladoic,Lukas Milos DEU Maranello SRP Factory Team theoretisch mögliche Bestzeit 0:48,053	Smr.343 Steen,Bos NLD Bos Steen theoretisch mögliche Bestzeit 0:48,564	Smr.321 Kopetanidis,Vinzent DEU AP-Racing theoretisch mögliche Bestzeit 0:48,377	Smr.316 Thomsen,Lukas DEU Mach1 Motorsport - Kartschmie.de theoretisch mögliche Bestzeit 0:47,770
best	0:48,152 0:17,181 0:16,031 0:14,885	0:48,257 0:17,239 0:15,992 0:14,822	0:48,652 0:17,425 0:16,152 0:14,987	0:48,419 0:17,270 0:16,113 0:14,994	0:47,794 0:17,160 0:15,862 0:14,748
Runde 1	0:54,455 0:20,926 0:17,721 0:15,808	0:54,235 0:20,135 0:17,883 0:16,217	0:53,612 0:19,966 0:17,889 0:15,757	0:55,097 0:20,998 0:17,938 0:16,161	0:52,495 0:20,230 0:16,781 0:15,484
Runde 2	0:50,075 0:18,002 0:16,582 0:15,491	0:50,301 0:18,314 0:16,433 0:15,554	0:49,916 0:17,886 0:16,694 0:15,336	0:50,853 0:18,269 0:16,390 0:16,194	0:48,923 0:17,698 0:16,260 0:14,965
Runde 3	0:49,595 0:18,116 0:16,417 0:15,062	0:50,384 0:18,298 0:16,403 0:15,683	0:49,433 0:17,878 0:16,403 0:15,152	0:50,050 0:18,229 0:16,310 0:15,511	0:48,377 0:17,340 0:16,107 0:14,930
Runde 4	0:49,236 0:17,608 0:16,239 0:15,389	0:48,681 0:17,514 0:16,058 0:15,109	0:49,193 0:17,492 0:16,276 0:15,425	0:49,030 0:17,789 0:16,113 0:15,128	0:48,180 0:17,275 0:16,020 0:14,885
Runde 5	0:49,474 0:17,812 0:16,460 0:15,202	0:48,739 0:17,425 0:16,264 0:15,050	0:49,763 0:17,829 0:16,381 0:15,553	0:48,762 0:17,492 0:16,173 0:15,097	0:48,123 0:17,269 0:16,030 0:14,824
Runde 6	0:48,484 0:17,366 0:16,149 0:14,969	0:48,869 0:17,813 0:16,145 0:14,911	0:48,743 0:17,604 0:16,152 0:14,987	0:48,806 0:17,595 0:16,188 0:15,023	0:47,825 0:17,160 0:15,879 0:14,786
Runde 7	0:48,152 0:17,181 0:16,031 0:14,940	0:48,563 0:17,710 0:16,031 0:14,822	0:48,682 0:17,444 0:16,182 0:15,056	0:48,671 0:17,541 0:16,136 0:14,994	0:47,794 0:17,184 0:15,862 0:14,748
Runde 8	0:48,291 0:17,357 0:16,049 0:14,885	0:48,257 0:17,239 0:16,033 0:14,985	0:48,652 0:17,425 0:16,179 0:15,048	0:48,419 0:17,270 0:16,131 0:15,018	0:47,900 0:17,188 0:15,959 0:14,753
Runde 9	0:48,446 0:17,330 0:16,170 0:14,946	0:48,969 0:17,420 0:16,358 0:15,191	0:49,028 0:17,461 0:16,313 0:15,254	0:48,578 0:17,274 0:16,177 0:15,127	0:48,049 0:17,213 0:16,002 0:14,834
Runde 10	0:48,487 0:17,331 0:16,179 0:14,977	0:48,651 0:17,544 0:16,186 0:14,921	0:49,370 0:17,964 0:16,321 0:15,085	0:49,175 0:17,816 0:16,282 0:15,077	1:11,375 0:17,170 0:38,528 0:15,677
Runde 11	0:48,407 0:17,339 0:16,106 0:14,962	0:48,326 0:17,399 0:15,992 0:14,935	0:49,016 0:17,588 0:16,233 0:15,195	0:49,030 0:17,628 0:16,200 0:15,202	0:48,102 0:17,326 0:15,988 0:14,788
Runde 12	0:48,870 0:17,431 0:16,517 0:14,922	0:48,725 0:17,499 0:16,209 0:15,017	0:48,897 0:17,486 0:16,239 0:15,172	0:48,868 0:17,511 0:16,260 0:15,097	0:48,016 0:17,234 0:15,971 0:14,811
Runde 13	0:48,598 0:17,565 0:16,079 0:14,954	0:48,622 0:17,487 0:16,177 0:14,958	0:49,001 0:17,574 0:16,239 0:15,188	0:49,017 0:17,655 0:16,278 0:15,084	0:49,124 0:17,241 0:15,968 0:15,915

R 2 DSKC (KZ2) Heat 2 A < > G

Die schnellsten Zeiten

Ort	Nr. Fahrername	Streckenl.	Ø Speed
Ziel	309 Tröger,Niels	1190 m	90,3 km/h
Sektion 1	315 Hensen, Linus	452 m	96,1 km/h
Sektion 2	309 Tröger,Niels	368 m	84,2 km/h
Sektion 3	309 Tröger,Niels	370 m	90,9 km/h

	Stnr.381 Baboiaana,Darius ROU Dörr Motorsport	Stnr.326 Naumann,Christian DEU C.K.R. SRL	Stnr.337 La Martino,Vincenzo Alessio ITA ORACLE RACING SS D.A.R.L.	Stnr.366 Schreyer,Maximilian DEU Mach1 Motorsport - Kartschmie.de	Stnr.378 Achillefs,Giannisis GRC CPB Sport
	theoretisch mögliche Bestzeit 0:47,618	theoretisch mögliche Bestzeit 0:48,558	theoretisch mögliche Bestzeit 0:47,745	theoretisch mögliche Bestzeit 0:47,678	theoretisch mögliche Bestzeit 0:48,300
best	Ziel Sektion 1 Sektion 2 Sektion 3 0:47,686 0:17,043 0:15,837 0:14,738	Ziel Sektion 1 Sektion 2 Sektion 3 0:48,808 0:17,451 0:16,158 0:14,949	Ziel Sektion 1 Sektion 2 Sektion 3 0:47,764 0:17,118 0:15,852 0:14,775	Ziel Sektion 1 Sektion 2 Sektion 3 0:47,714 0:16,997 0:15,914 0:14,767	Ziel Sektion 1 Sektion 2 Sektion 3 0:48,653 0:17,408 0:16,063 0:14,829
Runde 1	0:53,045 0:20,352 0:17,178 0:15,515	0:55,219 0:20,557 0:17,557 0:17,105	0:51,610 0:19,643 0:16,719 0:15,248	0:52,952 0:20,422 0:17,041 0:15,489	0:54,505 0:20,466 0:18,063 0:15,976
Runde 2	0:49,467 0:17,692 0:16,636 0:15,139	0:49,734 0:17,829 0:16,543 0:15,362	0:49,077 0:17,575 0:16,345 0:15,157	0:49,358 0:17,705 0:16,579 0:15,074	0:50,325 0:18,420 0:16,541 0:15,364
Runde 3	0:48,447 0:17,464 0:16,112 0:14,871	0:49,610 0:18,070 0:16,367 0:15,173	0:48,434 0:17,405 0:16,122 0:14,907	0:48,494 0:17,385 0:16,154 0:14,955	0:50,031 0:18,041 0:16,517 0:15,473
Runde 4	0:48,110 0:17,258 0:16,013 0:14,839	0:49,125 0:17,549 0:16,201 0:15,375	0:48,210 0:17,253 0:16,005 0:14,952	0:48,286 0:17,260 0:16,069 0:14,957	0:48,653 0:17,408 0:16,178 0:15,067
Runde 5	0:47,975 0:17,247 0:15,990 0:14,738	0:49,525 0:17,855 0:16,384 0:15,286	0:48,348 0:17,542 0:15,971 0:14,835	0:48,422 0:17,219 0:16,086 0:15,117	0:48,793 0:17,528 0:16,215 0:15,050
Runde 6	0:47,922 0:17,256 0:15,916 0:14,750	0:48,808 0:17,693 0:16,166 0:14,949	0:47,872 0:17,118 0:15,979 0:14,775	0:48,630 0:17,742 0:15,990 0:14,898	0:48,757 0:17,865 0:16,063 0:14,829
Runde 7	0:47,686 0:17,108 0:15,837 0:14,741	1:21,943 0:50,213 0:16,534 0:15,196	0:47,764 0:17,127 0:15,852 0:14,785	0:47,717 0:17,002 0:15,914 0:14,801	
Runde 8	0:48,706 0:17,051 0:16,757 0:14,898	0:50,979 0:17,451 0:16,377 0:17,151	0:48,055 0:17,210 0:15,965 0:14,880	0:47,714 0:17,013 0:15,934 0:14,767	
Runde 9	0:47,719 0:17,043 0:15,880 0:14,796	0:52,657 0:20,380 0:17,195 0:15,082	0:48,111 0:17,236 0:16,048 0:14,827	0:16,997	
Runde 10	0:47,754 0:17,119 0:15,874 0:14,761	0:50,917 0:19,482 0:16,431 0:15,004			
Runde 11	0:49,508 0:17,128 0:15,920 0:16,460	0:49,819 0:18,254 0:16,422 0:15,143			
Runde 12	1:04,910 0:22,741 0:21,040 0:21,129	0:49,426 0:18,181 0:16,158 0:15,087			
Runde 13					

R 2 DSKC (KZ2) Heat 2 A < > C

Die schnellsten Zeiten

Ort	Nr. Fahrername	Zeit	Streckenl.	Ø Speed
Ziel	309 Tröger,Niels	0:47,461	1190 m	90,3 km/h
Sektion 1	315 Hensen,Linus	0:16,937	452 m	96,1 km/h
Sektion 2	309 Tröger,Niels	0:15,741	368 m	84,2 km/h
Sektion 3	309 Tröger,Niels	0:14,646	370 m	90,9 km/h

Stnr.354 Steinbach,Oskar
DEU

Georg Steinbach

theoretisch mögliche Bestzeit 0:38,053

Ziel Sektion 1 Sektion 2 Sektion 3

0:20,580 0:17,473

0:20,580 0:17,473

Stnr.307 Schenck,Maurice
DEU

APEX Performance Racing Team

theoretisch mögliche Bestzeit 0:48,252

Ziel Sektion 1 Sektion 2 Sektion 3

0:49,010 0:17,267 0:15,991 0:14,994

0:53,755 0:20,929 0:17,238 0:15,588

0:49,575 0:17,922 0:16,580 0:15,073

0:49,010 0:17,612 0:16,404 0:14,994

0:51,052 0:17,267 0:15,991 0:17,794

best

Runde 1

Runde 2

Runde 3

Runde 4

Runde 5

Ziel Sektion 1 Sektion 2 Sektion 3

Ziel Sektion 1 Sektion 2 Sektion 3

Ziel Sektion 1 Sektion 2 Sektion 3

R 1 DSKG (KZZ) Heat 1 B <> D

Strecke / track: 1190m

fastest Lap Nikolas ROOS at: 0:47,415

started: 27 classified: 27 not classified: 0

Pos	Str. Nr.	Fahrer Driver	Nation	Bewerber / Sponsor	Nation	Lizenz R-Lizenz	Chassis / Motor / Reifen	Penalty	Points	Runden Laps	Gesamtheit Differenz	Abstand Gap	beste Runde best Lap	in R. in L.	o Geschw. o Speed
1	332	ROOS, Nikolas	ZAF	CRG Holland	NLD	6601 15521 007	CRG / TM / VEGA		0	13	10:27,704		0:47,415	7	88,7 km/h 90,4 km/h
2	330	HOLZEM, Juliano	DEU	CPB Sport	FRA	11246 232241-1	Sodikart / TM / VEGA		2	13	10:28,028 0:00,324	0:00,324	0:47,612	7	88,7 km/h 90 km/h
3	317	REUTERS, Dominik	DEU	AP-Racing	DEU	14038 12921	Birel Art / TM / VEGA		3	13	10:30,023 0:02,319	0:01,995	0:47,564	9	88,4 km/h 90,1 km/h
4	327	KUYPERS, Siep	NLD	CRG Holland	NLD	52719 15521	CRG / TM / VEGA		4	13	10:30,088	0:00,284	0:47,541	12	88,4 km/h 90,1 km/h
5	346	ANDRISANI, Gianni	DEU	Mach1 Motorsport - Kartschmie.de	DEU	13762 16686	Mach 1 / TM / VEGA		5	13	10:32,810 0:05,106	0:02,722	0:47,728	8	88 km/h 89,8 km/h
6	319	GALLASIN, Celian	FRA	Maranello SRP Factory Team	DEU	263192 16067	Maranello / TM / VEGA		6	13	10:33,084 0:05,380	0:00,274	0:47,615	8	88 km/h 90 km/h
7	373	JANSSON, Patrik	SWE	KH Racing Team	SWE	7403 539	Birel Art / Modena / VEGA		7	13	10:33,983 0:06,279	0:00,899	0:47,693	12	87,8 km/h 89,8 km/h
8	353	ROTHSCHOPF, Alexander	AUT	BIREL ART RACING KSW	AUT	JK2188 BK102	Birel Art / TM / VEGA		8	13	10:34,727 0:07,023	0:00,744	0:47,691	11	87,7 km/h 89,8 km/h
9	314	TABAKOVIC, Ronny	DEU	C.K.R. SRL	ITA	27603 300098	CKR / TM / VEGA		9	13	10:34,805 0:07,101	0:00,078	0:47,799	11	87,7 km/h 89,6 km/h
10	370	BILLMAN, Simon	SWE	KH Racing Team	SWE	87167 539	Birel Art / Modena / VEGA		10	13	10:35,666 0:07,962	0:00,861	0:47,889	10	87,6 km/h 89,5 km/h
11	310	ADAMS, Tom	GBR	Maranello SRP Factory Team	DEU	274267 16067	Maranello / TM / VEGA		11	13	10:36,470 0:08,766	0:00,804	0:47,938	9	87,5 km/h 89,4 km/h
12	320	COLELLA, Luca	DEU	APEX Performance Racing Team	DEU	21369 21544	Maranello / TM / VEGA		12	13	10:37,853 0:10,149	0:01,383	0:47,945	9	87,3 km/h 89,4 km/h
13	367	FELBERMAYR, Horst Felix	AUT	Haak Motorsport	DEU	JA2514 16974	KR / TM / VEGA		13	13	10:39,250 0:11,546	0:01,397	0:47,888	8	87,1 km/h 89,5 km/h
14	380	TILLET, Archie	GBR	Maranello SRP Factory Team	DEU	214662 16067	Maranello / TM / VEGA		14	13	10:39,954 0:12,250	0:00,704	0:47,981	8	87 km/h 89,3 km/h
15	384	BREITENBACH, Florian	DEU	Nees Racing	DEU	16880 17863	Maranello / TM / VEGA	5 sec.	15	13	10:40,896 0:13,192	0:00,942	0:47,842	12	86,9 km/h 89,5 km/h
16	306	MAI, Emanuel	DEU	Solgat Motorsport	DEU	16484 KBF1079882	Birel Art / TM / VEGA		16	13	10:44,568 0:16,864	0:03,672	0:47,987	11	86,4 km/h 89,3 km/h
17	385	KROZSER, Menyhart	HUN	Dörr Motorsport	DEU	6353 16982	KR / IAME / VEGA		17	13	10:44,763 0:17,059	0:00,195	0:47,931	11	86,4 km/h 89,4 km/h
18	389	JAHNSMÜLLER, Robert	DEU	Team NKS	DEU	11924 29153	DR / / VEGA		18	13	10:45,380 0:17,676	0:00,617	0:48,057	8	86,3 km/h 89,1 km/h
19	376	ERNST, Marcel	DEU	Marcel Ernst	DEU	34772 34772	Lenzokart / TM / VEGA		19	13	10:48,115 0:20,411	0:02,735	0:48,279	8	85,9 km/h 88,7 km/h
20	329	ELKJAER, Anders Amfelt	DNK	Maranello SRP Factory Team	DEU	902 16067	Maranello / TM / VEGA		20	13	10:48,517 0:20,813	0:00,402	0:48,562	10	85,9 km/h 88,2 km/h
21	336	MALK, Cedric	CHE	Millennium Racing	DEU	1350 26567	Tony Kart / TM / VEGA	5 sec.	21	13	10:50,097 0:22,393	0:01,580	0:47,869	11	85,7 km/h 89,5 km/h
22	325	HOMMERSON, Alexander	NLD	CRG Holland	NLD	912327 15521 007	CRG / TM / VEGA		22	13	10:50,347 0:22,643	0:00,250	0:48,480	8	85,6 km/h 88,4 km/h
23	352	LAUER, Mario	DEU	APEX Performance Racing Team	DEU	25003 21544	Maranello / TM / VEGA	5 sec.	23	13	10:51,664 0:23,960	0:01,317	0:47,952	13	85,5 km/h 89,3 km/h
24	386	KNAPP, Martin	DEU	Team NKS	DEU	11206 29153	DR / T / VEGA		24	13	10:54,266 0:26,562	0:02,602	0:48,846	6	85,1 km/h 87,7 km/h
25	390	AVILA MANRIQUE, Ricardo	ESP	BIREL ART RACING KSW	AUT	16072432D BK102	Birel Art / TM / VEGA		25	11	9:12,488 DNF	QualiP:23	0:48,380	9	85,3 km/h 88,5 km/h
26	322	JEFY, Amer Harris	IMY	CPB Sport	FRA	030708-14-0103 232241-3	Sodikart / TM / VEGA		26	6	5:02,381 DNF	QualiP:18	0:47,963	6	85 km/h 89,3 km/h
27	388	AVANZATO, Roberto	ITA	AVANZATO ROBERTO	ITA	398054 398054	Maranello / TM / VEGA		27	5	4:54,514 DNF	QualiP:25	0:49,640	4	72,7 km/h 86,3 km/h

StNr. 384,336,352 5 sec. penalty Frontfairing

Rennleitung: Uwe Fuchs / Markus Peske Racedirektor: Horst Seidel

Sportkommissare: Nikolas Spaderna / Ulrich Bell / Gerhard Verlaan

Techn. Kommissare: H.-J. Dangers / M. Ambrosius / D. Pietzko / C. Schmidt / G. Mitscherling

Zeitnahme: KART-DATA timing service Franz Schieszler / Manuela Hintner

Zeitnahme / timekeeping

Control *Schieszler*
Franz Schieszler

freigegeben: 12:41:23

R 1 DSKC (K22) Heat 1 B < > D

Die schnellsten Zeiten

Ort	Nr. Fahrername	Streckenl.	ø Speed
Ziel	332 Roos,Nikolas	1190 m	90,4 km/h
Sektion 1	332 Roos,Nikolas	452 m	95,9 km/h
Sektion 2	327 Kuypers,Siep	368 m	84,5 km/h
Sektion 3	327 Kuypers,Siep	370 m	90,7 km/h

	Smr.332 Roos,Nikolas ZAF CRG Holland	Smr.330 Holzem,Juliano DEU CPB Sport	Smr.317 Reuters,Dominik DEU AP-Racing	Smr.327 Kuypers,Siep NLD CRG Holland	Smr.346 Andrisani,Gianni DEU Mach1 Motorsport - Kartschmie.de
	theoretisch mögliche Bestzeit 0:47,380	theoretisch mögliche Bestzeit 0:47,577	theoretisch mögliche Bestzeit 0:47,544	theoretisch mögliche Bestzeit 0:47,382	theoretisch mögliche Bestzeit 0:47,683
	Ziel Sektion 1 Sektion 2 Sektion 3	Ziel Sektion 1 Sektion 2 Sektion 3	Ziel Sektion 1 Sektion 2 Sektion 3	Ziel Sektion 1 Sektion 2 Sektion 3	Ziel Sektion 1 Sektion 2 Sektion 3
best	0:47,415 0:16,959 0:15,726 0:14,695	0:47,612 0:17,042 0:15,768 0:14,767	0:47,564 0:17,069 0:15,721 0:14,754	0:47,541 0:17,017 0:15,685 0:14,680	0:47,728 0:17,065 0:15,793 0:14,825
Runde 1	0:51,876 0:20,169 0:16,579 0:15,128	0:50,527 0:19,236 0:16,273 0:15,018	0:52,129 0:20,462 0:16,522 0:15,145	0:52,104 0:20,215 0:16,636 0:15,253	0:51,892 0:20,082 0:16,556 0:15,254
Runde 2	0:48,722 0:17,490 0:16,186 0:15,046	0:48,422 0:17,366 0:16,065 0:14,991	0:48,879 0:17,766 0:16,077 0:15,036	0:49,030 0:17,779 0:16,194 0:15,057	0:49,100 0:17,889 0:16,116 0:15,095
Runde 3	0:48,364 0:17,326 0:16,076 0:14,962	0:48,156 0:17,334 0:15,956 0:14,866	0:48,306 0:17,359 0:16,018 0:14,929	0:48,704 0:17,780 0:15,987 0:14,937	0:48,658 0:17,720 0:16,017 0:14,921
Runde 4	0:47,890 0:17,164 0:15,883 0:14,843	0:48,008 0:17,301 0:15,862 0:14,845	0:48,011 0:17,280 0:15,882 0:14,849	0:48,059 0:17,255 0:15,880 0:14,924	0:48,313 0:17,213 0:16,204 0:14,896
Runde 5	0:47,728 0:17,110 0:15,768 0:14,850	0:47,770 0:17,117 0:15,836 0:14,817	0:47,813 0:17,097 0:15,888 0:14,828	0:47,969 0:17,135 0:15,903 0:14,931	0:48,377 0:17,399 0:15,883 0:15,095
Runde 6	0:47,494 0:17,003 0:15,782 0:14,709	0:47,747 0:17,136 0:15,815 0:14,796	0:47,736 0:17,095 0:15,854 0:14,787	0:47,723 0:17,178 0:15,778 0:14,767	0:48,261 0:17,443 0:15,930 0:14,888
Runde 7	0:47,415 0:16,960 0:15,760 0:14,695	0:47,612 0:17,042 0:15,781 0:14,789	0:47,723 0:17,138 0:15,801 0:14,784	0:47,628 0:17,078 0:15,775 0:14,775	0:47,732 0:17,074 0:15,812 0:14,846
Runde 8	0:47,477 0:17,053 0:15,729 0:14,695	0:47,744 0:17,084 0:15,797 0:14,863	0:47,707 0:17,095 0:15,797 0:14,815	0:47,593 0:17,114 0:15,743 0:14,736	0:47,728 0:17,110 0:15,793 0:14,825
Runde 9	0:47,477 0:16,959 0:15,822 0:14,696	0:47,636 0:17,072 0:15,768 0:14,796	0:47,564 0:17,069 0:15,721 0:14,774	0:47,654 0:17,171 0:15,747 0:14,736	0:47,830 0:17,102 0:15,870 0:14,858
Runde 10	0:47,425 0:16,984 0:15,726 0:14,715	0:47,681 0:17,082 0:15,832 0:14,767	0:47,699 0:17,131 0:15,747 0:14,821	0:47,563 0:17,017 0:15,771 0:14,775	0:47,802 0:17,080 0:15,849 0:14,873
Runde 11	0:47,536 0:17,099 0:15,736 0:14,701	0:47,652 0:17,073 0:15,805 0:14,774	0:47,716 0:17,207 0:15,755 0:14,754	0:47,799 0:17,368 0:15,685 0:14,746	0:47,729 0:17,065 0:15,819 0:14,845
Runde 12	0:47,584 0:17,028 0:15,810 0:14,746	0:47,680 0:17,059 0:15,808 0:14,813	0:47,664 0:17,103 0:15,733 0:14,828	0:47,541 0:17,144 0:15,717 0:14,680	0:47,862 0:17,121 0:15,878 0:14,863
Runde 13	0:48,036 0:17,339 0:15,943 0:14,754	0:48,439 0:17,713 0:15,883 0:14,843	0:47,997 0:17,195 0:15,817 0:14,985	0:47,865 0:17,172 0:15,841 0:14,852	0:47,855 0:17,132 0:15,837 0:14,886

R 1 DSXC (KZ2) Heat 1 B < > D

Die schnellsten Zeiten

Ort	Nr. Fahrername	Streckenkil.	ø Speed
Ziel	332 Roos,Nikolas	1190 m	90,4 km/h
Sektion 1	332 Roos,Nikolas	452 m	95,9 km/h
Sektion 2	327 Kuypers,Siep	368 m	84,5 km/h
Sektion 3	327 Kuypers,Siep	370 m	90,7 km/h

	Snr.319 Gallasin,Celion FRA Maranello SRP Factory Team	Snr.373 Jansson,Patrick SWE KH Racing Team	Snr.353 Rothschopf,Alexander AUT BIREL ART RACING KSW	Snr.314 Tabakovic,Romy DEU C.K.R. SRL	Snr.370 Billman,Simon SWE KH Racing Team
	theoretisch mögliche Bestzeit 0:47,542	theoretisch mögliche Bestzeit 0:47,619	theoretisch mögliche Bestzeit 0:47,626	theoretisch mögliche Bestzeit 0:47,693	theoretisch mögliche Bestzeit 0:47,801
best	Ziel Sektion 1 Sektion 2 Sektion 3 0:47,615 0:17,073 0:15,769 0:14,700	Ziel Sektion 1 Sektion 2 Sektion 3 0:47,693 0:17,097 0:15,780 0:14,742	Ziel Sektion 1 Sektion 2 Sektion 3 0:47,691 0:17,074 0:15,812 0:14,740	Ziel Sektion 1 Sektion 2 Sektion 3 0:47,799 0:17,107 0:15,811 0:14,775	Ziel Sektion 1 Sektion 2 Sektion 3 0:47,889 0:17,126 0:15,859 0:14,816
Runde 1	0:51,641 0:19,896 0:16,620 0:15,125	0:51,964 0:20,106 0:16,730 0:15,128	0:53,325 0:21,024 0:16,923 0:15,378	0:52,265 0:20,138 0:16,807 0:15,320	0:53,298 0:20,433 0:17,393 0:15,472
Runde 2	0:49,323 0:18,215 0:16,228 0:14,880	0:49,241 0:18,013 0:16,129 0:15,099	0:49,342 0:18,100 0:16,259 0:14,983	0:48,888 0:17,685 0:16,108 0:15,095	0:49,178 0:17,814 0:16,254 0:15,110
Runde 3	0:48,672 0:17,827 0:15,923 0:14,922	0:49,029 0:17,602 0:16,101 0:15,326	0:48,922 0:17,556 0:16,337 0:15,029	0:48,956 0:17,627 0:16,061 0:15,268	0:49,142 0:17,689 0:16,443 0:15,010
Runde 4	0:48,763 0:17,525 0:16,380 0:14,858	0:48,695 0:17,736 0:16,019 0:14,940	0:48,122 0:17,276 0:15,972 0:14,874	0:48,352 0:17,369 0:15,974 0:15,009	0:48,163 0:17,271 0:15,995 0:14,897
Runde 5	0:48,267 0:17,150 0:16,120 0:14,997	0:48,126 0:17,244 0:15,979 0:14,903	0:48,039 0:17,269 0:15,924 0:14,846	0:47,930 0:17,174 0:15,883 0:14,873	0:48,015 0:17,203 0:15,926 0:14,886
Runde 6	0:48,703 0:18,074 0:15,861 0:14,768	0:48,336 0:17,556 0:15,913 0:14,867	0:48,333 0:17,434 0:15,974 0:14,925	0:48,968 0:18,112 0:16,007 0:14,849	0:48,333 0:17,414 0:16,017 0:14,902
Runde 7	0:47,654 0:17,142 0:15,812 0:14,700	0:47,801 0:17,122 0:15,847 0:14,832	0:47,918 0:17,164 0:15,947 0:14,807	0:47,921 0:17,189 0:15,910 0:14,822	0:48,386 0:17,204 0:16,221 0:14,961
Runde 8	0:47,615 0:17,073 0:15,769 0:14,773	0:47,793 0:17,129 0:15,840 0:14,824	0:47,693 0:17,095 0:15,826 0:14,772	0:47,866 0:17,182 0:15,887 0:14,797	0:48,018 0:17,136 0:15,987 0:14,895
Runde 9	0:47,672 0:17,113 0:15,777 0:14,782	0:47,987 0:17,290 0:15,869 0:14,828	0:47,808 0:17,116 0:15,922 0:14,770	0:47,867 0:17,158 0:15,886 0:14,823	0:47,923 0:17,126 0:15,906 0:14,891
Runde 10	0:47,828 0:17,251 0:15,787 0:14,790	0:47,815 0:17,097 0:15,886 0:14,832	0:48,151 0:17,248 0:16,051 0:14,852	0:47,966 0:17,314 0:15,861 0:14,791	0:47,889 0:17,189 0:15,884 0:14,816
Runde 11	0:47,759 0:17,155 0:15,818 0:14,786	0:47,923 0:17,142 0:15,793 0:14,988	0:47,691 0:17,074 0:15,844 0:14,773	0:47,799 0:17,201 0:15,823 0:14,775	0:47,914 0:17,175 0:15,919 0:14,820
Runde 12	0:48,006 0:17,362 0:15,861 0:14,783	0:47,693 0:17,171 0:15,780 0:14,742	0:47,719 0:17,167 0:15,812 0:14,740	0:47,816 0:17,212 0:15,811 0:14,793	0:47,901 0:17,141 0:15,921 0:14,839
Runde 13	0:47,811 0:17,149 0:15,838 0:14,824	0:47,792 0:17,189 0:15,850 0:14,753	0:47,878 0:17,166 0:15,827 0:14,885	0:48,118 0:17,107 0:15,872 0:15,139	0:47,948 0:17,242 0:15,859 0:14,847

R 1 DSKC (K22) Heat 1 B < > D

Die schnellsten Zeiten

Ort	Nr. Fahrername	Streckentl.	Zeit	Ø Speed
Ziel	332 Roos,Nikolas	1190 m	0:47,415	90,4 km/h
Sektion 1	332 Roos,Nikolas	452 m	0:16,959	95,9 km/h
Sektion 2	327 Kuypers,Siep	368 m	0:15,685	84,5 km/h
Sektion 3	327 Kuypers,Siep	370 m	0:14,680	90,7 km/h

	Smr.384 Breitenbach,Florian DEU Nees Racing	Smr.310 Adams,Tom GBR Maranello SRP Factory Team	Smr.320 Colella,Luca DEU APEX Performance Racing Team	Smr.367 Felbermayr,Horst Felix AUT Haak Motorsport	Smr.380 Tilleit,Archie GBR Maranello SRP Factory Team
	theoretisch mögliche Bestzeit 0:47,787	theoretisch mögliche Bestzeit 0:47,859	theoretisch mögliche Bestzeit 0:47,859	theoretisch mögliche Bestzeit 0:47,758	theoretisch mögliche Bestzeit 0:47,916
	Ziel Sektion 1 Sektion 2 Sektion 3	Ziel Sektion 1 Sektion 2 Sektion 3	Ziel Sektion 1 Sektion 2 Sektion 3	Ziel Sektion 1 Sektion 2 Sektion 3	Ziel Sektion 1 Sektion 2 Sektion 3
best	0:47,842 0:17,121 0:15,870 0:14,796	0:47,938 0:17,162 0:15,883 0:14,814	0:47,945 0:17,188 0:15,884 0:14,787	0:47,888 0:17,103 0:15,902 0:14,753	0:47,981 0:17,160 0:15,878 0:14,878
Runde 1	0:52,967 0:20,524 0:17,018 0:15,425	0:53,225 0:20,476 0:17,190 0:15,559	0:54,202 0:21,220 0:17,279 0:15,703	0:53,082 0:20,205 0:17,036 0:15,841	0:52,853 0:20,123 0:17,225 0:15,505
Runde 2	0:49,278 0:17,980 0:16,209 0:15,089	0:49,106 0:17,760 0:16,267 0:15,079	0:49,091 0:17,762 0:16,297 0:15,032	0:48,923 0:17,731 0:16,185 0:15,007	0:49,336 0:17,975 0:16,254 0:15,107
Runde 3	0:49,377 0:17,704 0:16,674 0:14,999	0:48,913 0:17,419 0:16,524 0:14,970	0:48,750 0:17,483 0:16,263 0:15,004	0:48,780 0:17,581 0:16,196 0:15,003	0:49,029 0:17,694 0:16,225 0:15,110
Runde 4	0:48,221 0:17,332 0:15,951 0:14,938	0:48,314 0:17,374 0:16,066 0:14,874	0:48,557 0:17,578 0:16,036 0:14,943	0:48,433 0:17,474 0:16,062 0:14,897	0:48,651 0:17,610 0:16,030 0:15,011
Runde 5	0:48,039 0:17,227 0:15,963 0:14,849	0:47,987 0:17,174 0:15,968 0:14,845	0:48,528 0:17,695 0:15,970 0:14,863	0:48,821 0:17,990 0:16,051 0:14,780	0:48,098 0:17,287 0:15,878 0:14,933
Runde 6	0:48,208 0:17,376 0:15,937 0:14,895	0:48,234 0:17,386 0:16,034 0:14,882	0:48,243 0:17,312 0:16,039 0:14,892	0:48,062 0:17,178 0:16,079 0:14,805	0:48,219 0:17,274 0:16,051 0:14,894
Runde 7	0:48,127 0:17,227 0:15,962 0:14,938	0:48,112 0:17,193 0:16,037 0:14,882	0:48,061 0:17,301 0:15,916 0:14,844	0:48,477 0:17,201 0:16,179 0:15,097	0:48,356 0:17,482 0:15,950 0:14,924
Runde 8	0:48,038 0:17,206 0:15,944 0:14,888	0:48,008 0:17,172 0:16,008 0:14,828	0:47,973 0:17,268 0:15,893 0:14,812	0:47,888 0:17,128 0:15,930 0:14,830	0:47,981 0:17,160 0:15,883 0:14,938
Runde 9	0:47,923 0:17,134 0:15,961 0:14,828	0:47,938 0:17,162 0:15,938 0:14,838	0:47,945 0:17,188 0:15,918 0:14,839	0:47,950 0:17,103 0:16,052 0:14,795	0:48,033 0:17,171 0:15,942 0:14,920
Runde 10	0:47,984 0:17,275 0:15,913 0:14,796	0:48,101 0:17,261 0:15,991 0:14,849	0:48,057 0:17,336 0:15,918 0:14,803	0:47,948 0:17,165 0:15,935 0:14,848	0:48,129 0:17,285 0:15,942 0:14,902
Runde 11	0:48,008 0:17,229 0:15,946 0:14,833	0:47,952 0:17,237 0:15,883 0:14,832	0:47,970 0:17,264 0:15,919 0:14,787	0:47,924 0:17,105 0:15,978 0:14,841	0:48,466 0:17,208 0:16,279 0:14,979
Runde 12	0:47,842 0:17,121 0:15,870 0:14,851	0:48,000 0:17,214 0:15,904 0:14,882	0:48,054 0:17,285 0:15,887 0:14,882	0:48,806 0:17,646 0:16,146 0:15,014	0:48,854 0:17,638 0:16,155 0:15,061
Runde 13	0:47,894 0:17,165 0:15,915 0:14,814	0:48,063 0:17,230 0:15,936 0:14,897	0:47,996 0:17,298 0:15,884 0:14,814	0:48,182 0:17,527 0:15,902 0:14,753	0:48,939 0:18,035 0:16,026 0:14,878

R 1 DSXC (KZ2) Heat 1 B < > D

Die schnellsten Zeiten

Ort	Nr. Fahrername	Streckenl.	Ø Speed
Ziel	332 Roos,Nikolas	1190 m	90,4 km/h
Sektion 1	332 Roos,Nikolas	452 m	95,9 km/h
Sektion 2	327 Kuypers,Siep	368 m	84,5 km/h
Sektion 3	327 Kuypers,Siep	370 m	90,7 km/h

	Smr.306 Mai,Emanuel DEU Solgat Motorsport			Smr.385 Krozser,Menyheert HUN Dörr Motorsport			Smr.336 Malk,Cedric CHE Millennium Racing			Smr.389 Jahnsmüller,Robert DEU Team NKS			Smr.352 Lauer,Mario DEU APEX Performance Racing Team			
	theoretisch mögliche Bestzeit	Sektion 1	Sektion 2	Sektion 3	theoretisch mögliche Bestzeit	Sektion 1	Sektion 2	Sektion 3	theoretisch mögliche Bestzeit	Sektion 1	Sektion 2	Sektion 3	theoretisch mögliche Bestzeit	Sektion 1	Sektion 2	Sektion 3
best	0:47,987	0:17,176	0:15,913	0:14,879	0:47,931	0:17,211	0:15,890	0:14,811	0:47,869	0:17,134	0:15,838	0:14,844	0:48,057	0:17,218	0:15,983	0:14,792
Runde 1	0:54,618	0:20,742	0:17,930	0:15,946	0:55,038	0:20,633	0:17,338	0:17,067	0:55,241	0:20,601	0:17,711	0:16,929	0:54,394	0:20,339	0:17,267	0:16,788
Runde 2	0:50,315	0:18,402	0:16,678	0:15,235	0:49,988	0:18,536	0:16,345	0:15,107	0:52,288	0:19,641	0:16,989	0:15,658	0:50,071	0:18,392	0:16,498	0:15,181
Runde 3	0:48,954	0:17,820	0:16,079	0:15,055	0:49,346	0:17,812	0:16,126	0:15,408	0:49,395	0:17,862	0:16,225	0:15,308	0:49,575	0:18,100	0:16,238	0:15,237
Runde 4	0:48,528	0:17,544	0:15,999	0:14,985	0:48,358	0:17,447	0:16,025	0:14,886	0:49,144	0:18,022	0:16,122	0:15,000	0:48,628	0:17,495	0:16,154	0:14,979
Runde 5	0:48,243	0:17,362	0:15,982	0:14,899	0:48,436	0:17,690	0:15,900	0:14,846	0:48,141	0:17,279	0:15,949	0:14,913	0:48,436	0:17,544	0:15,983	0:14,909
Runde 6	0:48,787	0:17,442	0:16,424	0:14,921	0:49,066	0:17,567	0:16,679	0:14,820	0:48,132	0:17,337	0:15,902	0:14,893	0:49,360	0:17,614	0:16,793	0:14,953
Runde 7	0:48,795	0:17,747	0:16,090	0:14,958	0:48,815	0:18,114	0:15,890	0:14,811	0:48,000	0:17,134	0:15,942	0:14,924	0:48,810	0:17,741	0:16,114	0:14,955
Runde 8	0:47,997	0:17,176	0:15,913	0:14,908	0:48,082	0:17,211	0:15,897	0:14,974	0:48,068	0:17,298	0:15,894	0:14,876	0:48,057	0:17,218	0:16,005	0:14,834
Runde 9	0:49,358	0:17,884	0:16,213	0:15,261	0:49,989	0:18,417	0:16,145	0:15,427	0:49,292	0:18,347	0:16,005	0:14,940	0:49,826	0:18,413	0:16,386	0:15,027
Runde 10	0:48,092	0:17,250	0:15,945	0:14,897	0:48,374	0:17,656	0:15,897	0:14,821	0:48,001	0:17,266	0:15,870	0:14,865	0:48,416	0:17,405	0:16,174	0:14,837
Runde 11	0:47,987	0:17,186	0:15,922	0:14,879	0:47,931	0:17,215	0:15,899	0:14,817	0:47,869	0:17,187	0:15,838	0:14,844	0:48,096	0:17,304	0:16,000	0:14,792
Runde 12	0:48,371	0:17,374	0:15,962	0:15,035	0:48,074	0:17,294	0:15,896	0:14,884	0:48,200	0:17,255	0:15,952	0:14,993	0:48,161	0:17,307	0:16,017	0:14,837
Runde 13	0:48,678	0:17,610	0:16,027	0:15,041	0:48,643	0:17,773	0:16,002	0:14,868	0:49,075	0:17,883	0:16,237	0:14,955	0:48,452	0:17,485	0:16,102	0:14,865

R 1 DSXC (KZ2) Heat 1 B < > D

Die schnellsten Zeiten

Ort	Nr. Fahrername	Streckenl.	Ø Speed
Ziel	332 Roos,Nikolas	1190 m	90,4 km/h
Sektion 1	332 Roos,Nikolas	452 m	95,9 km/h
Sektion 2	327 Kuypers,Siep	368 m	84,5 km/h
Sektion 3	327 Kuypers,Siep	370 m	90,7 km/h

	Smr.376 Ernst,Marcel DEU Marcel Ernst	Smr.329 Elkjær,Anders Amfelt DNK Maranello SRP Factory Team	Smr.325 Hommerson,Alexander NLD CRG Holland	Smr.386 Knapp,Martin DEU Team NKS	Smr.390 Avila Manrique,Ricardo ESP BIREL ART RACING KSW
	theoretisch mögliche Bestzeit 0:48,242	theoretisch mögliche Bestzeit 0:48,513	theoretisch mögliche Bestzeit 0:48,439	theoretisch mögliche Bestzeit 0:48,752	theoretisch mögliche Bestzeit 0:48,364
best	Ziel Sektion 1 Sektion 2 Sektion 3 0:48,279 0:17,284 0:15,977 0:14,981	Ziel Sektion 1 Sektion 2 Sektion 3 0:48,562 0:17,372 0:16,103 0:15,038	Ziel Sektion 1 Sektion 2 Sektion 3 0:48,480 0:17,306 0:16,106 0:15,027	Ziel Sektion 1 Sektion 2 Sektion 3 0:48,846 0:17,457 0:16,206 0:15,089	Ziel Sektion 1 Sektion 2 Sektion 3 0:48,380 0:17,323 0:16,084 0:14,957
Runde 1	0:54,343 0:20,855 0:17,160 0:16,328	0:53,824 0:20,278 0:17,810 0:15,736	0:54,877 0:20,843 0:17,927 0:16,107	0:55,261 0:21,375 0:18,036 0:15,850	0:55,029 0:21,104 0:17,983 0:15,942
Runde 2	0:50,013 0:17,964 0:16,706 0:15,343	0:50,333 0:18,489 0:16,540 0:15,304	0:51,252 0:18,577 0:17,007 0:15,668	0:51,195 0:18,680 0:16,699 0:15,816	0:51,579 0:19,291 0:16,654 0:15,634
Runde 3	0:49,295 0:17,776 0:16,296 0:15,223	0:49,509 0:17,684 0:16,532 0:15,293	0:49,460 0:17,645 0:16,320 0:15,495	0:49,740 0:18,147 0:16,333 0:15,260	0:49,859 0:18,310 0:16,377 0:15,172
Runde 4	0:48,592 0:17,485 0:16,090 0:15,017	0:49,015 0:17,536 0:16,281 0:15,198	0:50,352 0:18,666 0:16,521 0:15,165	0:49,976 0:18,088 0:16,644 0:15,244	0:49,813 0:17,864 0:16,673 0:15,276
Runde 5	0:48,397 0:17,428 0:15,988 0:14,981	0:48,800 0:17,486 0:16,205 0:15,109	0:48,979 0:17,340 0:16,428 0:15,211	0:49,726 0:17,617 0:16,896 0:15,213	0:49,185 0:17,478 0:16,619 0:15,088
Runde 6	0:49,072 0:17,687 0:16,381 0:15,004	0:49,058 0:17,446 0:16,215 0:15,397	0:48,706 0:17,532 0:16,128 0:15,046	0:48,846 0:17,544 0:16,213 0:15,089	0:48,659 0:17,543 0:16,154 0:14,962
Runde 7	0:48,614 0:17,473 0:16,058 0:15,083	0:49,250 0:17,482 0:16,452 0:15,316	0:48,669 0:17,380 0:16,157 0:15,132	0:48,985 0:17,457 0:16,367 0:15,161	0:48,695 0:17,519 0:16,145 0:15,031
Runde 8	0:48,279 0:17,285 0:15,977 0:15,017	0:48,633 0:17,372 0:16,217 0:15,044	0:48,480 0:17,306 0:16,147 0:15,027	0:49,072 0:17,497 0:16,206 0:15,369	0:48,551 0:17,388 0:16,206 0:14,957
Runde 9	0:51,054 0:19,536 0:16,188 0:15,330	0:48,748 0:17,438 0:16,230 0:15,080	0:48,611 0:17,379 0:16,106 0:15,126	0:49,253 0:17,658 0:16,368 0:15,227	0:48,380 0:17,323 0:16,093 0:14,964
Runde 10	0:48,986 0:17,284 0:16,280 0:15,422	0:48,562 0:17,375 0:16,103 0:15,084	0:48,709 0:17,387 0:16,203 0:15,119	0:49,052 0:17,685 0:16,250 0:15,167	0:48,525 0:17,350 0:16,084 0:15,091
Runde 11	0:48,956 0:17,477 0:16,022 0:15,457	0:48,733 0:17,444 0:16,194 0:15,095	0:48,677 0:17,398 0:16,175 0:15,104	0:49,158 0:17,688 0:16,267 0:15,253	0:48,509 0:17,327 0:16,183 0:14,999
Runde 12	0:48,918 0:17,857 0:16,077 0:14,984	0:49,018 0:17,797 0:16,183 0:15,038	0:48,802 0:17,438 0:16,238 0:15,126	0:49,061 0:17,564 0:16,350 0:15,147	
Runde 13	0:48,544 0:17,445 0:16,115 0:14,984	0:48,596 0:17,387 0:16,118 0:15,091	0:49,253 0:17,754 0:16,428 0:15,071	0:49,313 0:17,679 0:16,371 0:15,263	

R 1 DSKC (K22) Heat 1 B < > D

Die schnellsten Zeiten

Ort	Nr. Fahrername	Zeit	Streckenkil.	Ø Speed
Ziel	332 Roos,Nikolas	0:47,415	1190 m	90,4 km/h
Sektion 1	332 Roos,Nikolas	0:16,959	452 m	95,9 km/h
Sektion 2	327 Kuypers,Siep	0:15,685	368 m	84,5 km/h
Sektion 3	327 Kuypers,Siep	0:14,680	370 m	90,7 km/h

Smr.322 Jefry,Amer Harris
MYS

CPB Sport

theoretisch mögliche Bestzeit 0:47,802

Ziel Sektion 1 Sektion 2 Sektion 3

0:47,963 0:17,178 0:15,888 0:14,736

Runde 1 0:53,633 0:20,708 0:17,194 0:15,731

Runde 2 0:49,746 0:18,263 0:16,426 0:15,057

Runde 3 0:48,351 0:17,447 0:16,027 0:14,877

Runde 4 0:48,134 0:17,308 0:15,994 0:14,832

Runde 5 0:48,879 0:18,126 0:16,017 0:14,736

Runde 6 0:47,963 0:17,241 0:15,945 0:14,777

Runde 7 0:17,178 0:15,888

Smr.388 Avanzato,Roberto

ITA

AVANZATO ROBERTO

theoretisch mögliche Bestzeit 0:49,517

Ziel Sektion 1 Sektion 2 Sektion 3

0:49,640 0:17,681 0:16,720 0:15,116

Runde 1 0:54,860 0:20,924 0:17,963 0:15,973

Runde 2 0:51,391 0:19,123 0:16,780 0:15,488

Runde 3 0:50,091 0:18,215 0:16,760 0:15,116

Runde 4 0:49,640 0:17,681 0:16,720 0:15,239

Runde 5 1:22,260 0:25,717 0:29,727 0:26,816

Ziel Sektion 1 Sektion 2 Sektion 3

Ziel Sektion 1 Sektion 2 Sektion 3

Groups DSKC (KZ2)

Group A

Pos.	No.	Driver	Nation	Bewerber / Sponsor	Nation
1	309	TRÖGER, Niels	DEU	Maranello SRP Factory Team	DEU
5	315	HENSEN, Linus	DEU	Mach1 Motorsport - Kartschmie.de	DEU
9	333	NEGRUTSA, Mark	MDA	BIREL ART RACING KSW	AUT
13	351	ALGRE, Ken Oskar	EST	Maranello SRP Factory Team	DEU
17	316	THOMSEN, Lukas	DEU	Mach1 Motorsport - Kartschmie.de	DEU
21	382	FEDERER, Jannick	ITA	Maranello SRP Factory Team	DEU
25	335	FELBERMAYR, Emma	AUT	TB Racing Team	DEU
29	307	SCHENCK, Maurice	DEU	APEX Performance Racing Team	DEU
33	375	JALAVA, Aleks	FIN	LA Motorsport	FIN
37	354	STEINBACH, Oskar	DEU	Georg Steinbach	DEU
41	313	KACIREK, Petr	CZE	DUCK RACING AUTOKLUB v ACR	CZE
45	321	KAPETANIDIS, Vinzent	DEU	AP-Racing	DEU
49	334	VLADIC, Lukas Milos	DEU	Maranello SRP Factory Team	DEU
53	343	STEEN, Bas	NLD	Bas Steen	NLD

Group B

Pos.	No.	Driver	Nation	Bewerber / Sponsor	Nation
2	332	ROOS, Nikolas	ZAF	CRG Holland	NLD
6	330	HOLZEM, Juliano	DEU	CPB Sport	FRA
10	353	ROTHSCHOPF, Alexander	AUT	BIREL ART RACING KSW	AUT
14	370	BILLMAN, Simon	SWE	KH Racing Team	SWE
18	346	ANDRISANI, Gianni	DEU	Mach1 Motorsport - Kartschmie.de	DEU
22	336	MALK, Cedric	CHE	Millennium Racing	DEU
26	320	COLELLA, Luca	DEU	APEX Performance Racing Team	DEU
30	310	ADAMS, Tom	GBR	Maranello SRP Factory Team	DEU
34	380	TILLET, Archie	GBR	Maranello SRP Factory Team	DEU
38	306	MAI, Emanuel	DEU	Solgat Motorsport	DEU
42	329	ELKJAER, Anders Amfelt	DNK	Maranello SRP Factory Team	DEU
46	390	AVILA MANRIQUE, Ricardo	ESP	BIREL ART RACING KSW	AUT
50	388	AVANZATO, Roberto	ITA	AVANZATO ROBERTO	ITA
54	367	FELBERMAYR, Horst Felix	AUT	Haak Motorsport	DEU

Group C

Pos.	No.	Driver	Nation	Bewerber / Sponsor	Nation
3	312	RACKL, Thomas	DEU	Maranello SRP Factory Team	DEU
7	328	BOS, Jeroen	NLD	SP Motorsport	NLD
11	381	BABAIOANA, Darius	ROU	Dörr Motorsport	DEU
15	337	LA MARTINA, Vincenzo Alessio	ITA	ORACLE RACING SS D.A.R.L.	ITA
19	357	REIBÖCK, Lukas	AUT	BIREL ART RACING KSW	AUT
23	366	SCHREYER, Maximilian	DEU	Mach1 Motorsport - Kartschmie.de	DEU
27	377	WALTER, Luca	DEU	Luca Walter	DEU
31	318	DAMHUIS, Philipp	DEU	Philipp Damhuis	DEU
35	387	VANZAN, Bruno	ITA	Bruno Vanzan	ITA
39	383	STANGE, Max	ESP	Dörr Motorsport	DEU
43	326	NAUMANN, Christian	DEU	C.K.R. SRL	ITA
47	391	SCHMARL, Jürgen	AUT	BIREL ART RACING KSW	AUT
51	378	ACHILLEFS, Giannis	GRC	CPB Sport	FRA

Group D

Pos.	No.	Driver	Nation	Bewerber / Sponsor	Nation
4	327	KUYPERS, Siep	NLD	CRG Holland	NLD
8	317	REUTERS, Dominik	DEU	AP-Racing	DEU
12	319	GALLASIN, Celian	FRA	Maranello SRP Factory Team	DEU
16	373	JANSSON, Patrik	SWE	KH Racing Team	SWE
20	385	KROZSER, Menyhart	HUN	Dörr Motorsport	DEU
24	384	BREITENBACH, Florian	DEU	Nees Racing	DEU
28	314	TABAKOVIC, Ronny	DEU	C.K.R. SRL	ITA
32	352	LAUER, Mario	DEU	APEX Performance Racing Team	DEU
36	322	JEFY, Amer Harris	IMY	CPB Sport	FRA
40	389	JAHNSMÜLLER, Robert	DEU	Team NKS	DEU
44	376	ERNST, Marcel	DEU	Marcel Ernst	DEU
48	325	HOMMERSON, Alexander	NLD	CRG Holland	NLD
52	386	KNAPP, Martin	DEU	Team NKS	DEU

Rennleitung: Uwe Fuchs / Markus Peske Racedirektor: Horst Seidel
 Sportkommissare: Nikolas Spaderna / Ulrich Bell / Gerhard Verlaan
 Techn. Kommissare: H.-J. Dangers / M. Ambrosius / D. Pietzko / C. Schmidt / G. Mitscherling
 Zeitnahme: KART-DATA timing service Franz Schieszler / Manuela Hintner

14	343	Bas Steen STEEN Bas Startposition 27
13	334	Maranello SRP Factory Team VLADIC Lukas Milos Startposition 25
12	321	AP-Racing KAPETANIDIS Vinzent Startposition 23
11	313	DUCK RACING AUTOKLUB v ACR KACIREK Petr Startposition 21
10	354	Georg Steinbach STEINBACH Oskar Startposition 19
9	375	LA Motorsport JALAVA Aleksii Startposition 17
8	307	APEX Performance Racing Team SCHENCK Maurice Startposition 15
7	335	TB Racing Team FELBERMAYR Emma Startposition 13
6	382	Maranello SRP Factory Team FEDERER Jannick Startposition 11
5	316	Mach1 Motorsport - Kartschmie.de THOMSEN Lukas Startposition 9
4	351	Maranello SRP Factory Team ALGRE Ken Oskar Startposition 7
3	333	BIREL ART RACING KSW NEGRUTSA Mark Startposition 5
2	315	Mach1 Motorsport - Kartschmie.de HENSEN Linus Startposition 3
1	309	Maranello SRP Factory Team TRÖGER Niels Startposition 1

14	367	Haak Motorsport FELBERMAYR Horst Felix Startposition 28
13	388	AVANZATO ROBERTO AVANZATO Roberto Startposition 26
12	390	BIREL ART RACING KSW AVILA MANRIQUE Ricardo Startposition 24
11	329	Maranello SRP Factory Team ELKJAER Anders Amfelt Startposition 22
10	306	Solgat Motorsport MAI Emanuel Startposition 20
9	380	Maranello SRP Factory Team TILLET Archie Startposition 18
8	310	Maranello SRP Factory Team ADAMS Tom Startposition 16
7	320	APEX Performance Racing Team COLELLA Luca Startposition 14
6	336	Millennium Racing MALK Cedric Startposition 12
5	346	Mach1 Motorsport - Kartschmie.de ANDRISANI Gianni Startposition 10
4	370	KH Racing Team BILLMAN Simon Startposition 8
3	353	BIREL ART RACING KSW ROTHSCHOPF Alexander Startposition 6
2	330	CPB Sport HOLZEM Juliano Startposition 4
1	332	CRG Holland ROOS Nikolas Startposition 2



Starting Grid Group A - B DSKC (KZ2)

Rennen 14

14	343	Bas Steen STEEN Bas Startposition 27
13	334	Maranello SRP Factory Team VLADIC Lukas Milos Startposition 25
12	321	AP-Racing KAPETANIDIS Vinzent Startposition 23
11	313	DUCK RACING AUTOKLUB v ACR KACIREK Petr Startposition 21
10	354	Georg Steinbach STEINBACH Oskar Startposition 19
9	375	LA Motorsport JALAVA Aleks Startposition 17
8	307	APEX Performance Racing Team SCHENCK Maurice Startposition 15
7	335	TB Racing Team FELBERMAYR Emma Startposition 13
6	382	Maranello SRP Factory Team FEDERER Jannick Startposition 11
5	316	Mach1 Motorsport - Kartschmie.de THOMSEN Lukas Startposition 9
4	351	Maranello SRP Factory Team ALGRE Ken Oskar Startposition 7
3	333	BIREL ART RACING KSW NEGRUTSA Mark Startposition 5
2	315	Mach1 Motorsport - Kartschmie.de HENSEN Linus Startposition 3
1	309	Maranello SRP Factory Team TRÖGER Niels Startposition 1

13	378	CPB Sport ACHILLEFS Giannis Startposition 26
12	391	BIREL ART RACING KSW SCHMARL Jürgen Startposition 24
11	326	C.K.R. SRL NAUMANN Christian Startposition 22
10	383	Dörr Motorsport STANGE Max Startposition 20
9	387	Bruno Vanzan VANZAN Bruno Startposition 18
8	318	Philipp Damhuis DAMHUIS Philipp Startposition 16
7	377	Luca Walter WALTER Luca Startposition 14
6	366	Mach1 Motorsport - Kartschmie.de SCHREYER Maximilian Startposition 12
5	357	BIREL ART RACING KSW REIBÖCK Lukas Startposition 10
4	337	ORACLE RACING SS D.A.R.L. LA MARTINA Vincenzo Alessio Startposition 8
3	381	Dörr Motorsport BABAIOANA Darius Startposition 6
2	328	SP Motorsport BOS Jeroen Startposition 4
1	312	Maranello SRP Factory Team RACKL Thomas Startposition 2



Starting Grid Group A - C DSKC (KZ2)

Rennen 2



14	343	Bas Steen STEEN Bas Startposition 27
13	334	Maranello SRP Factory Team VLADIC Lukas Milos Startposition 25
12	321	AP-Racing KAPETANIDIS Vinzent Startposition 23
11	313	DUCK RACING AUTOKLUB v ACR KACIREK Petr Startposition 21
10	354	Georg Steinbach STEINBACH Oskar Startposition 19
9	375	LA Motorsport JALAVA Aleksii Startposition 17
8	307	APEX Performance Racing Team SCHENCK Maurice Startposition 15
7	335	TB Racing Team FELBERMAYR Emma Startposition 13
6	382	Maranello SRP Factory Team FEDERER Jannick Startposition 11
5	316	Mach1 Motorsport - Kartschmie.de THOMSEN Lukas Startposition 9
4	351	Maranello SRP Factory Team ALGRE Ken Oskar Startposition 7
3	333	BIREL ART RACING KSW NEGRUTSA Mark Startposition 5
2	315	Mach1 Motorsport - Kartschmie.de HENSEN Linus Startposition 3
1	309	Maranello SRP Factory Team TRÖGER Niels Startposition 1

13	386	Team NKS KNAPP Martin Startposition 26
12	325	CRG Holland HOMMERSON Alexander Startposition 24
11	376	Marcel Ernst ERNST Marcel Startposition 22
10	389	Team NKS JAHNSMÜLLER Robert Startposition 20
9	322	CPB Sport JEFRY Amer Harris Startposition 18
8	352	APEX Performance Racing Team LAUER Mario Startposition 16
7	314	C.K.R. SRL TABAKOVIC Ronny Startposition 14
6	384	Nees Racing BREITENBACH Florian Startposition 12
5	385	Dörr Motorsport KROZSER Menyhert Startposition 10
4	373	KH Racing Team JANSSON Patrik Startposition 8
3	319	Maranello SRP Factory Team GALLASIN Celian Startposition 6
2	317	AP-Racing REUTERS Dominik Startposition 4
1	327	CRG Holland KUYPERS Siep Startposition 2



Starting Grid Group A - D DSKC (KZ2)

Rennen 8

14	367	Haak Motorsport FELBERMAYR Horst Felix Startposition 27
13	388	AVANZATO ROBERTO AVANZATO Roberto Startposition 25
12	390	BIREL ART RACING KSW AVILA MANRIQUE Ricardo Startposition 23
11	329	Maranello SRP Factory Team ELKJAER Anders Amfelt Startposition 21
10	306	Solgat Motorsport MAI Emanuel Startposition 19
9	380	Maranello SRP Factory Team TILLET Archie Startposition 17
8	310	Maranello SRP Factory Team ADAMS Tom Startposition 15
7	320	APEX Performance Racing Team COLELLA Luca Startposition 13
6	336	Millennium Racing MALK Cedric Startposition 11
5	346	Mach1 Motorsport - Kartschmie.de ANDRISANI Gianni Startposition 9
4	370	KH Racing Team BILLMAN Simon Startposition 7
3	353	BIREL ART RACING KSW ROTHSCHOPF Alexander Startposition 5
2	330	CPB Sport HOLZEM Juliano Startposition 3
1	332	CRG Holland ROOS Nikolas Startposition 1

13	378	CPB Sport ACHILLEFS Giannis Startposition 26
12	391	BIREL ART RACING KSW SCHMARL Jürgen Startposition 24
11	326	C.K.R. SRL NAUMANN Christian Startposition 22
10	383	Dörr Motorsport STANGE Max Startposition 20
9	387	Bruno Vanzan VANZAN Bruno Startposition 18
8	318	Philipp Damhuis DAMHUIS Philipp Startposition 16
7	377	Luca Walter WALTER Luca Startposition 14
6	366	Mach1 Motorsport - Kartschmie.de SCHREYER Maximilian Startposition 12
5	357	BIREL ART RACING KSW REIBÖCK Lukas Startposition 10
4	337	ORACLE RACING SS D.A.R.L. LA MARTINA Vincenzo Alessio Startposition 8
3	381	Dörr Motorsport BABAIOANA Darius Startposition 6
2	328	SP Motorsport BOS Jeroen Startposition 4
1	312	Maranello SRP Factory Team RACKL Thomas Startposition 2



Starting Grid Group B - C DSKC (KZ2)

Rennen 7



14	367	Haak Motorsport FELBERMAYR Horst Felix Startposition 27
13	388	AVANZATO ROBERTO AVANZATO Roberto Startposition 25
12	390	BIREL ART RACING KSW AVILA MANRIQUE Ricardo Startposition 23
11	329	Maranello SRP Factory Team ELKJAER Anders Amfelt Startposition 21
10	306	Solgat Motorsport MAI Emanuel Startposition 19
9	380	Maranello SRP Factory Team TILLET Archie Startposition 17
8	310	Maranello SRP Factory Team ADAMS Tom Startposition 15
7	320	APEX Performance Racing Team COLELLA Luca Startposition 13
6	336	Millennium Racing MALK Cedric Startposition 11
5	346	Mach1 Motorsport - Kartschmie.de ANDRISANI Gianni Startposition 9
4	370	KH Racing Team BILLMAN Simon Startposition 7
3	353	BIREL ART RACING KSW ROTHSCHOPF Alexander Startposition 5
2	330	CPB Sport HOLZEM Juliano Startposition 3
1	332	CRG Holland ROOS Nikolas Startposition 1

13	386	Team NKS KNAPP Martin Startposition 26
12	325	CRG Holland HOMMERSON Alexander Startposition 24
11	376	Marcel Ernst ERNST Marcel Startposition 22
10	389	Team NKS JAHNSMÜLLER Robert Startposition 20
9	322	CPB Sport JEFRY Amer Harris Startposition 18
8	352	APEX Performance Racing Team LAUER Mario Startposition 16
7	314	C.K.R. SRL TABAKOVIC Ronny Startposition 14
6	384	Nees Racing BREITENBACH Florian Startposition 12
5	385	Dörr Motorsport KROZSER Menyhert Startposition 10
4	373	KH Racing Team JANSSON Patrik Startposition 8
3	319	Maranello SRP Factory Team GALLASIN Celian Startposition 6
2	317	AP-Racing REUTERS Dominik Startposition 4
1	327	CRG Holland KUYPERS Siep Startposition 2



Starting Grid Group B - D DSKC (KZ2)

Rennen 1

13	378	CPB Sport ACHILLEFS Giannis Startposition 25
12	391	BIREL ART RACING KSW SCHMARL Jürgen Startposition 23
11	326	C.K.R. SRL NAUMANN Christian Startposition 21
10	383	Dörr Motorsport STANGE Max Startposition 19
9	387	Bruno Vanzan VANZAN Bruno Startposition 17
8	318	Philipp Damhuis DAMHUIS Philipp Startposition 15
7	377	Luca Walter WALTER Luca Startposition 13
6	366	Mach1 Motorsport - Kartschmie.de SCHREYER Maximilian Startposition 11
5	357	BIREL ART RACING KSW REIBÖCK Lukas Startposition 9
4	337	ORACLE RACING SS D.A.R.L. LA MARTINA Vincenzo Alessio Startposition 7
3	381	Dörr Motorsport BABAIOANA Darius Startposition 5
2	328	SP Motorsport BOS Jeroen Startposition 3
1	312	Maranello SRP Factory Team RACKL Thomas Startposition 1

13	386	Team NKS KNAPP Martin Startposition 26
12	325	CRG Holland HOMMERSON Alexander Startposition 24
11	376	Marcel Ernst ERNST Marcel Startposition 22
10	389	Team NKS JAHNSMÜLLER Robert Startposition 20
9	322	CPB Sport JEFRY Amer Harris Startposition 18
8	352	APEX Performance Racing Team LAUER Mario Startposition 16
7	314	C.K.R. SRL TABAKOVIC Ronny Startposition 14
6	384	Nees Racing BREITENBACH Florian Startposition 12
5	385	Dörr Motorsport KROZSER Menyhert Startposition 10
4	373	KH Racing Team JANSSON Patrik Startposition 8
3	319	Maranello SRP Factory Team GALLASIN Celian Startposition 6
2	317	AP-Racing REUTERS Dominik Startposition 4
1	327	CRG Holland KUYPERS Siep Startposition 2



Starting Grid Group C - D DSKC (KZ2)

Rennen 13

DKM 2023

DMSW DMSB WWW.KART-DM.DE

ACV Automobil-Club Verkehr

100% E-FUELS

VEGA High Technology in Karting Tyres

CRAFT-DATA Timing service

CRAFT-DATA Television

FMS CONTROL













Ranking Qualifying Practice DSKC (K22)

Strecke / track: 1190m
started: 54 classified: 54 not classified: 0

Pos	Str. Nr.	Fahrer / Driver	Nation	Bewerber / Sponsor	Nation	Lizenz R-Lizenz	Chassis / Motor / Reifen	G/W	Gr	Rn. La	Zeit Time
1	309	TRÖGER, Niels	DEU	Maranello SRP Factory Team	DEU	18256 16067	Maranello / TM / VEGA		G1	6	0:47,417
2	332	ROOS, Nikolas	ZAF	CRG Holland	IND	6601 15521 007	CRG / TM / VEGA		G2	6	0:47,458
3	312	RACKL, Thomas	DEU	Maranello SRP Factory Team	DEU	10288 16067	Maranello / TM / VEGA		G1	6	0:47,446
4	327	KUYPERS, Siep	IND	CRG Holland	IND	52719 15521	CRG / TM / VEGA		G2	5	0:47,539
5	315	HENSEN, Linus	DEU	Mach1 Motorsport - Kartschmie.de	DEU	10705 16686	Mach 1 / TM / VEGA		G1	6	0:47,498
6	330	HOLZEM, Juliano	DEU	CPB Sport	FRA	11246 232241-1	Sodikart / TM / VEGA		G2	6	0:47,542
7	328	BOS, Jeroen	Master IND	SP Motorsport	IND	21799 47253	KR / TM / VEGA		G1	6	0:47,586
8	317	REUTERS, Dominik	DEU	AP-Racing	DEU	14038 12921	Birel Art / TM / VEGA		G2	6	0:47,637
9	333	NEGRUTSA, Mark	MDA	BIREL ART RACING KSW	AUT	MDIK230002 BK102	Birel Art / TM / VEGA		G1	6	0:47,590
10	353	ROTHSCHOPF, Alexander	AUT	BIREL ART RACING KSW	AUT	JK2188 BK102	Birel Art / TM / VEGA	G	G2	5	0:47,637
11	381	BABAIOANA, Darius	ROU	Dörr Motorsport	DEU	461 16982	KR / IAME / VEGA	G	G1	6	0:47,596
12	319	GALLASIN, Celian	FRA	Maranello SRP Factory Team	DEU	263192 16067	Maranello / TM / VEGA		G2	6	0:47,684
13	351	ALGRE, Ken Oskar	EST	Maranello SRP Factory Team	DEU	23026 16067	Maranello / TM / VEGA	G	G1	6	0:47,600
14	370	BILLMAN, Simon	SWE	KH Racing Team	SWE	87167 539	Birel Art / Modena / VEGA	G	G2	6	0:47,705
15	337	LA MARTINA, Vincenzo Alessio	ITA	ORACLE RACING SS D.A.R.L.	ITA	406393 403577	Birel Art / TM / VEGA	G	G1	8	0:47,624
16	373	JANSSON, Patrik	SWE	KH Racing Team	SWE	7403 539	Birel Art / Modena / VEGA	G	G2	6	0:47,724
17	316	THOMSEN, Lukas	DEU	Mach1 Motorsport - Kartschmie.de	DEU	12991 16686	Mach 1 / TM / VEGA		G1	6	0:47,638
18	346	ANDRISANI, Gianni	DEU	Mach1 Motorsport - Kartschmie.de	DEU	13762 16686	Mach 1 / TM / VEGA		G2	6	0:47,750
19	357	REIBÖCK, Lukas	AUT	BIREL ART RACING KSW	AUT	JA2158 BK102	Birel Art / TM / VEGA		G1	6	0:47,646
20	385	KROZSER, Menyhert	HUN	Dörr Motorsport	DEU	6353 16982	KR / IAME / VEGA	G	G2	7	0:47,764
21	382	FEDERER, Jannick	ITA	Maranello SRP Factory Team	DEU	504448 16067	Maranello / TM / VEGA	G	G1	6	0:47,669
22	336	MALK, Cedric	CHE	Millennium Racing	DEU	1350 26567	Tony Kart / TM / VEGA		G2	6	0:47,765
23	366	SCHREYER, Maximilian	DEU	Mach1 Motorsport - Kartschmie.de	DEU	31254 16686	Mach 1 / TM / VEGA		G1	7	0:47,701
24	384	BREITENBACH, Florian	DEU	Nees Racing	DEU	16880 17863	Maranello / TM / VEGA	G	G2	6	0:47,799
25	335	FELBERMAYR, Emma	AUT	TB Racing Team	DEU	JK2003 12562	KR / TM / VEGA		G1	6	0:47,718
26	320	COLELLA, Luca	DEU	APEX Performance Racing Team	DEU	21369 21544	Maranello / TM / VEGA		G2	6	0:47,808
27	377	WALTER, Luca	DEU	Luca Walter	DEU	14151 14151	Alpha / TM / VEGA	G	G1	6	0:47,741
28	314	TABAKOVIC, Ronny	DEU	C.K.R. SRL	ITA	27603 300098	CKR / TM / VEGA		G2	6	0:47,836
29	307	SCHENCK, Maurice	DEU	APEX Performance Racing Team	DEU	10412 21544	Maranello / TM / VEGA		G1	6	0:47,813
30	310	ADAMS, Tom	GBR	Maranello SRP Factory Team	DEU	274267 16067	Maranello / TM / VEGA		G2	6	0:47,907
31	318	DAMHUIS, Philipp	DEU	Philipp Damhuis	DEU	16926 16926	KR / TM / VEGA		G1	6	0:47,837
32	352	LAUER, Mario	DEU	APEX Performance Racing Team	DEU	25003 21544	Maranello / TM / VEGA	G	G2	6	0:47,910
33	375	JALAVA, Aleksi	FIN	LA Motorsport	FIN	34752874 50112252	Tony Kart / TM / VEGA	G	G1	7	0:47,897
34	380	TILLET, Archie	GBR	Maranello SRP Factory Team	DEU	214662 16067	Maranello / TM / VEGA	G	G2	6	0:47,938
35	387	VANZAN, Bruno	ITA	Bruno Vanzan	ITA	489753 489753	EKS / TM / VEGA	G	G1	8	0:47,917
36	322	JEFY, Amer Harris	MYS	CPB Sport	FRA	030708-14-0103 232241-3	Sodikart / TM / VEGA		G2	6	0:47,980
37	354	STEINBACH, Oskar	DEU	Georg Steinbach	DEU	10217 BEK1155170	Sodikart / TM / VEGA	G	G1	7	0:47,921
38	306	MAI, Emanuel	DEU	Solgat Motorsport	DEU	16484 KBFI079882	Birel Art / TM / VEGA		G2	6	0:48,106
39	383	STANGE, Max	ESP	Dörr Motorsport	DEU	ITE-0251-ESP 16982	KR / IAME / VEGA	G	G1	8	0:47,997
40	389	JAHNSMÜLLER, Robert	DEU	Team NKS	DEU	11924 29153	DR / / VEGA	G	G2	7	0:48,123
41	313	KACIREK, Petr	CZE	DUCK RACING AUTOKLUB v ACR	CZE	23450116 23A100161	MS Kart / TM / VEGA		G1	6	0:48,168
42	329	ELKJAER, Anders Amfelt	DNK	Maranello SRP Factory Team	DEU	902 16067	Maranello / TM / VEGA		G2	6	0:48,356
43	326	NAUMANN, Christian	Master DEU	C.K.R. SRL	ITA	29431 300098	CKR / TM / VEGA		G1	6	0:48,243
44	376	ERNST, Marcel	DEU	Marcel Ernst	DEU	34772 34772	Lenzokart / TM / VEGA	G	G2	6	0:48,398
45	321	KAPETANIDIS, Vinzent	DEU	AP-Racing	DEU	17239 12921	Birel Art / TM / VEGA		G1	7	0:48,247
46	390	AVILA MANRIQUE, Ricardo	ESP	BIREL ART RACING KSW	AUT	18072432D BK102	Birel Art / TM / VEGA	G	G2	6	0:48,554
47	391	SCHMARL, Jürgen	AUT	BIREL ART RACING KSW	AUT	JK 2019 / JA1176 BK 102	Birel Art / TM / VEGA	G	G1	7	0:48,287
48	325	HOMMERSON, Alexander	IND	CRG Holland	IND	912327 15521 007	CRG / TM / VEGA		G2	6	0:48,644

Ranking Qualifying Practice DSKC (KZ2)

Strecke / track: 1190m
 started: 54 classified: 54 not classified: 0

Pos	Str. Nr.	Fahrer / Driver	Nation	Bewerber / Sponsor	Nation	Lizenz / R-Lizenz	Chassis / Motor / Reifen	G/W	Gr	Rn. / La	Zeit / Time
49	334	VLADIC, Lukas Milos	 DEU	Maranello SRP Factory Team	 DEU	33833 16067	Maranello / TM / VEGA	G1	G1	6	0:48,446
50	388	AVANZATO, Roberto	 ITA	AVANZATO ROBERTO	 ITA	398054 398054	Maranello / TM / VEGA	G	G2	7	0:48,659
51	378	ACHILLEFS, Giannis	 GRC	CPB Sport	 FRA	5654 232241-1	Sodikart / TM / VEGA	G	G1	6	0:48,600
52	386	KNAPP, Martin	 DEU	Team NKS	 DEU	11206 29153	DR / T / VEGA	G	G2	6	0:49,013
53	343	STEEN, Bas	 NLD	Bas Steen	 NLD	31350 31350	CKR / TM / VEGA	G	G1	6	0:48,746
54	367	FELBERMAYR, Horst Felix	 AUT	Haak Motorsport	 DEU	JA2514 16974	KR / TM / VEGA	G	G2		

Auswertung nach DKM-Reglement 7.5 b

Rennleitung: Uwe Fuchs / Markus Peske Racedirektor: Horst Seidel
 Sportkommissare: Nikolas Spaderna / Ulrich Bell / Gerhard Verlaan
 Techn. Kommissare: H.-J. Dangers / M. Ambrosius / D. Pietzko / C. Schmidt / G. Mitscherling
 Zeitnahme: KART-DATA timing service Franz Schieszler / Manuela Hintner

Qualifying practice DSKC (K22) Group 2

Strecke / track: 1190m

started: 27 classified: 27 not classified: 0

Pos	Str. Nr.	Fahrer Driver	Nation	Bewerber / Sponsor	Nation	Lizenz N-Lizenz	Chassis / Motor / Reifen G/W	Runden Laps	Differenz	Abstand Gap	beste Runde best Lap	in R. in L.	Geschw. Speed
1	332	ROOS, Nikolas	ZAF	CRG Holland	IND	6601 15521 007	CRG / TM / VEGA	6			0:47,458	5	90,3 km/h
2	327	KUYPERS, Siep	IND	CRG Holland	IND	52719 15521	CRG / TM / VEGA	5	0:00,081	0:00,081	0:47,539	5	90,1 km/h
3	330	HOLZEM, Juliano	DEU	CPB Sport	FRA	11246 232241-1	Sodikart / TM / VEGA	6	0:00,084	0:00,003	0:47,542	4	90,1 km/h
4	317	REUTERS, Dominik	DEU	AP-Racing	DEU	14038 12921	Birel Art / TM / VEGA	6	0:00,179	0:00,095	0:47,637	5	89,9 km/h
5	353	ROTHSCHOPF, Alexandre	AUT	BIREL ART RACING KSW	AUT	JK2188 BK102	Birel Art / TM / VEGA G	5	0:00,179	0:00,000	0:47,637	4	89,9 km/h
6	319	GALLASIN, Celian	FRA	Maranello SRP Factory Team	DEU	263192 16067	Maranello / TM / VEGA	6	0:00,226	0:00,047	0:47,684	5	89,8 km/h
7	370	BILLMAN, Simon	SWE	KH Racing Team	SWE	87167 539	Birel Art / Modena / VEGA G	6	0:00,247	0:00,021	0:47,705	3	89,8 km/h
8	373	JANSSON, Patrik	SWE	KH Racing Team	SWE	7403 539	Birel Art / Modena / VEGA G	6	0:00,266	0:00,019	0:47,724	4	89,8 km/h
9	346	ANDRISANI, Gianni	DEU	Mach1 Motorsport - Kartschmie.de	DEU	13762 16686	Mach 1 / TM / VEGA	6	0:00,292	0:00,026	0:47,750	4	89,7 km/h
10	385	KROZSER, Menyhart	HUN	Dörr Motorsport	DEU	6353 16982	KR / IAME / VEGA G	7	0:00,306	0:00,014	0:47,764	6	89,7 km/h
11	336	MALK, Cedric	CHE	Millennium Racing	DEU	1350 26567	Tony Kart / TM / VEGA	6	0:00,307	0:00,001	0:47,765	4	89,7 km/h
12	384	BREITENBACH, Florian	DEU	Nees Racing	DEU	16880 17863	Maranello / TM / VEGA G	6	0:00,341	0:00,034	0:47,799	4	89,6 km/h
13	320	COLELLA, Luca	DEU	APEX Performance Racing Team	DEU	21369 21544	Maranello / TM / VEGA	6	0:00,350	0:00,009	0:47,808	5	89,6 km/h
14	314	TABAKOVIC, Ronny	DEU	C.K.R. SRL	ITA	27603 300098	CKR / TM / VEGA	6	0:00,378	0:00,028	0:47,836	5	89,6 km/h
15	310	ADAMS, Tom	GBR	Maranello SRP Factory Team	DEU	274267 16067	Maranello / TM / VEGA	6	0:00,449	0:00,071	0:47,907	5	89,4 km/h
16	352	LAUER, Mario	DEU	APEX Performance Racing Team	DEU	25003 21544	Maranello / TM / VEGA G	6	0:00,452	0:00,003	0:47,910	5	89,4 km/h
17	380	TILLET, Archie	GBR	Maranello SRP Factory Team	DEU	214662 16067	Maranello / TM / VEGA G	6	0:00,480	0:00,028	0:47,938	5	89,4 km/h
18	322	JEFREY, Amer Harris	MYS	CPB Sport	FRA	030708-14-010 232241-3	Sodikart / TM / VEGA	6	0:00,522	0:00,042	0:47,980	6	89,3 km/h
19	306	MAI, Emanuel	DEU	Solgat Motorsport	DEU	16484 KBF1079882	Birel Art / TM / VEGA	6	0:00,648	0:00,126	0:48,106	5	89,1 km/h
20	389	JAHNSMÜLLER, Robert	DEU	Team NKS	DEU	11924 29153	DR / / VEGA G	7	0:00,665	0:00,017	0:48,123	7	89,0 km/h
21	329	ELKJAER, Anders Amfelt	DNK	Maranello SRP Factory Team	DEU	902 16067	Maranello / TM / VEGA	6	0:00,898	0:00,233	0:48,356	5	88,6 km/h
22	376	ERNST, Marcel	DEU	Marcel Ernst	DEU	34772 34772	Lenzokart / TM / VEGA G	6	0:00,940	0:00,042	0:48,398	5	88,5 km/h
23	390	AVILA MANRIQUE, Ricard	ESP	BIREL ART RACING KSW	AUT	16072432L BK102	Birel Art / TM / VEGA G	6	0:01,096	0:00,156	0:48,554	6	88,2 km/h
24	325	HOMMERSON, Alexander	IND	CRG Holland	IND	91227 15521 007	CRG / TM / VEGA	6	0:01,186	0:00,090	0:48,644	6	88,1 km/h
25	388	AVANZATO, Roberto	ITA	AVANZATO ROBERTO	ITA	398054 398054	Maranello / TM / VEGA G	7	0:01,201	0:00,015	0:48,659	7	88,0 km/h
26	386	KNAPP, Martin	DEU	Team NKS	DEU	11206 29153	DR / T / VEGA G	6	0:01,555	0:00,354	0:49,013	4	87,4 km/h
27	367	FELBERMAYR, Horst Feli	AUT	Hoak Motorsport	DEU	JA2514 16974	KR / TM / VEGA G	0					

Rennleitung: Uwe Fuchs / Markus Peske Racedirektor: Horst Seidel

Sportkommissare: Nikolas Spaderna / Ulrich Bell / Gerhard Verlaan

Techn. Kommissare: H.-J. Dangers / M. Ambrosius / D. Pietzko / C. Schmidt / G. Mitscherling

Zeitnahme: KART-DATA timing service Franz Schieszler / Manuela Hintner

Zeitnahme / timekeeping

control
Franz Schieszler

freigegeben: 10:20:09

Qualifying practice DSKG (KZ2) Group 2

Fahrername Driver	Roos Nikolas	Kuypers Sjep	Holzern Juliano	Reuters Dominik	Rothschopt Alexander	Gallasin Celian	Billman Simon	Jansson Patrik	Andrisani Gianni	Krozser Menyhert	Malk Cedric	Breitenbach Florian
schnellste Runde in Runde	0:47,458 Rn. 5	0:47,539 Rn. 5	0:47,542 Rn. 4	0:47,637 Rn. 5	0:47,637 Rn. 4	0:47,684 Rn. 5	0:47,705 Rn. 3	0:47,724 Rn. 4	0:47,750 Rn. 4	0:47,764 Rn. 6	0:47,765 Rn. 4	0:47,799 Rn. 4
Speed	90,3 km/h	90,1 km/h	90,1 km/h	89,9 km/h	89,9 km/h	89,8 km/h	89,8 km/h	89,8 km/h	89,7 km/h	89,7 km/h	89,7 km/h	89,6 km/h
Lap 1	0:52,361	0:52,083	0:53,813	0:51,240	0:54,619	0:50,691	0:54,226	0:53,931	0:53,892	0:56,191	0:51,472	0:55,852
Lap 2	0:48,242	0:48,509	0:48,403	0:48,313	0:48,529	0:48,362	0:48,516	0:48,694	0:48,426	0:50,463	0:48,625	0:48,783
Lap 3	0:47,575	0:47,720	0:48,051	0:47,684	0:47,905	0:47,715	0:47,705	0:48,039	0:47,907	0:48,239	0:48,046	0:48,050
Lap 4	0:48,540	0:49,987	0:47,542	0:47,673	0:47,637	0:47,808	0:47,967	0:47,724	0:47,750	0:47,792	0:47,765	0:47,799
Lap 5	0:47,458	0:47,539	0:48,584	0:47,637	0:50,527	0:47,684	0:47,782	0:47,832	0:48,573	0:47,917	0:47,795	0:47,857
Lap 6	0:50,489		0:48,762	0:47,994		0:47,740	0:47,837	0:48,024	0:47,956	0:47,764	0:47,796	0:50,680
Lap 7										0:47,779		

Qualifying practice DSKC (K22) Group 2

Fahrername Driver	Colella Luca	Tabakovic Ronny	Adams Tom	Lauer Mario	Tillett Archie	Jeffy Amer Harris	Mai Emanuel	Jahnsmüller Robert	Elkjaer Anders Amfelt	Ernst Marcel	Avila Manrique Ricardo	Hommerson Alexander
schnellste Runde in Runde	0:47,808 Rn. 5	0:47,836 Rn. 5	0:47,907 Rn. 5	0:47,910 Rn. 5	0:47,938 Rn. 5	0:47,980 Rn. 6	0:48,106 Rn. 5	0:48,123 Rn. 7	0:48,356 Rn. 5	0:48,398 Rn. 5	0:48,554 Rn. 6	0:48,644 Rn. 6
Speed	89,6 km/h	89,6 km/h	89,4 km/h	89,4 km/h	89,4 km/h	89,3 km/h	89,1 km/h	89,0 km/h	88,6 km/h	88,5 km/h	88,2 km/h	88,1 km/h
Lap 1	0:52,998	0:54,016	0:54,704	0:53,779	0:51,181	0:56,027	0:51,163	0:55,969	0:54,200	0:52,980	0:52,637	1:00,553
Lap 2	0:49,427	0:48,818	0:49,073	0:49,330	0:48,878	0:48,969	0:49,122	0:51,114	0:49,416	0:49,141	0:49,654	0:52,747
Lap 3	0:48,523	0:48,465	0:48,222	0:48,982	0:48,311	0:48,590	0:48,254	0:49,187	0:48,700	0:48,707	0:49,163	0:49,998
Lap 4	0:48,176	0:48,137	0:48,084	0:48,216	0:48,136	0:48,079	0:48,173	0:48,731	0:48,440	0:48,707	0:49,021	0:48,779
Lap 5	0:47,808	0:47,836	0:47,907	0:47,910	0:47,938	0:47,999	0:48,106	0:48,294	0:48,356	0:48,398	0:48,649	0:48,750
Lap 6	0:53,177	0:47,857	0:47,917	0:47,966	0:48,248	0:47,980	0:48,131	0:48,348	0:48,403	0:52,645	0:48,554	0:48,644
Lap 7								0:48,123				

Qualifying practice DSKG (KZ2) Group 2

Fahrername Driver	Avanzato Roberto	Knapp Martin	Felbermayr Horst Felix
schnellste Runde in Runde	0:48,659 Rn. 7	0:49,013 Rn. 4	
Speed	88,0 km/h	87,4 km/h	
Lap 1	0:59,994	0:56,007	
Lap 2	0:57,092	0:50,900	
Lap 3	0:50,036	0:49,717	
Lap 4	0:48,984	<u>0:49,013</u>	
Lap 5	0:48,841	0:49,214	
Lap 6	0:48,748	0:49,029	
Lap 7	<u>0:48,659</u>		

Qualifying practice DSKC (K22) Group 2

Ziel		Sektion 1		Sektion 2		Sektion 3	
Fahrername	Zeit	Fahrername	Zeit	Fahrername	Zeit	Fahrername	Zeit
1 332 Roos,Nikolas	0:47,458	330 Holzem,Juliano	0:17,007	332 Roos,Nikolas	0:15,722	327 Kuypers,Siep	0:14,671
2 327 Kuypers,Siep	0:47,539	346 Andrisani,Gianni	0:17,015	353 Rothschof,Alexander	0:15,769	319 Gallasin,Celian	0:14,689
3 330 Holzem,Juliano	0:47,542	317 Reuters,Dominik	0:17,027	370 Billman,Simon	0:15,787	332 Roos,Nikolas	0:14,692
4 317 Reuters,Dominik	0:47,637	332 Roos,Nikolas	0:17,044	317 Reuters,Dominik	0:15,790	353 Rothschof,Alexander	0:14,711
5 353 Rothschof,Alexander	0:47,637	370 Billman,Simon	0:17,054	319 Gallasin,Celian	0:15,795	330 Holzem,Juliano	0:14,712
6 319 Gallasin,Celian	0:47,684	336 Malk,Cedric	0:17,059	327 Kuypers,Siep	0:15,796	317 Reuters,Dominik	0:14,744
7 370 Billman,Simon	0:47,705	319 Gallasin,Celian	0:17,060	385 Krozser,Menyhert	0:15,813	385 Krozser,Menyhert	0:14,754
8 373 Jansson,Patrik	0:47,724	327 Kuypers,Siep	0:17,072	330 Holzem,Juliano	0:15,823	322 Jefry,Amer Harris	0:14,754
9 346 Andrisani,Gianni	0:47,750	384 Breitenbach,Florian	0:17,081	346 Andrisani,Gianni	0:15,828	336 Malk,Cedric	0:14,763
10 385 Krozser,Menyhert	0:47,764	320 Colella,Luca	0:17,084	314 Tabakovic,Ronny	0:15,846	373 Jansson,Patrik	0:14,770
11 336 Malk,Cedric	0:47,765	373 Jansson,Patrik	0:17,089	373 Jansson,Patrik	0:15,847	384 Breitenbach,Florian	0:14,777
12 384 Breitenbach,Florian	0:47,799	352 Lauer,Mario	0:17,130	336 Malk,Cedric	0:15,847	370 Billman,Simon	0:14,781
13 320 Colella,Luca	0:47,808	385 Krozser,Menyhert	0:17,141	384 Breitenbach,Florian	0:15,856	314 Tabakovic,Ronny	0:14,794
14 314 Tabakovic,Ronny	0:47,836	314 Tabakovic,Ronny	0:17,145	306 Mai,Emanuel	0:15,904	320 Colella,Luca	0:14,808
15 310 Adams,Tom	0:47,907	310 Adams,Tom	0:17,149	320 Colella,Luca	0:15,916	389 Jahns Müller,Robert	0:14,821
16 352 Lauer,Mario	0:47,910	322 Jefry,Amer Harris	0:17,153	389 Jahns Müller,Robert	0:15,916	346 Andrisani,Gianni	0:14,827
17 380 Tillett,Archie	0:47,938	353 Rothschof,Alexander	0:17,157	310 Adams,Tom	0:15,921	310 Adams,Tom	0:14,828
18 322 Jefry,Amer Harris	0:47,980	380 Tillett,Archie	0:17,171	380 Tillett,Archie	0:15,923	352 Lauer,Mario	0:14,841
19 306 Mai,Emanuel	0:48,106	306 Mai,Emanuel	0:17,230	352 Lauer,Mario	0:15,939	380 Tillett,Archie	0:14,844
20 389 Jahns Müller,Robert	0:48,123	329 Elkjaer,Anders Amfelt	0:17,294	376 Ernst,Marcel	0:15,987	329 Elkjaer,Anders Amfelt	0:14,927
21 329 Elkjaer,Anders Amfelt	0:48,356	376 Ernst,Marcel	0:17,352	322 Jefry,Amer Harris	0:16,050	306 Mai,Emanuel	0:14,937
22 376 Ernst,Marcel	0:48,398	389 Jahns Müller,Robert	0:17,363	329 Elkjaer,Anders Amfelt	0:16,086	390 Avila Manrique,Ricardo	0:14,952
23 390 Avila Manrique,Ricardo	0:48,554	325 Hommerson,Alexander	0:17,399	325 Hommerson,Alexander	0:16,099	376 Ernst,Marcel	0:15,002
24 325 Hommerson,Alexander	0:48,644	388 Avanzato,Roberto	0:17,446	390 Avila Manrique,Ricardo	0:16,123	388 Avanzato,Roberto	0:15,030
25 388 Avanzato,Roberto	0:48,659	390 Avila Manrique,Ricardo	0:17,462	388 Avanzato,Roberto	0:16,183	325 Hommerson,Alexander	0:15,082
26 386 Knapp,Martin	0:49,013	386 Knapp,Martin	0:17,552	386 Knapp,Martin	0:16,282	386 Knapp,Martin	0:15,105
27 367 Felbermayr,Horst Felix		367 Felbermayr,Horst Felix	38:00,909	367 Felbermayr,Horst Felix	0:20,907	367 Felbermayr,Horst Felix	

Qualifying practice DSKC (K22) Group 2

Die schnellsten Zeiten

Ort	Nr. Fahrername	Streckenl.	Zeit	Ø Speed
Ziel	332 Roos,Nikolas	1190 m	0:47,458	90,3 km/h
Sektion 1	330 Holzem,Juliano	452 m	0:17,007	95,7 km/h
Sektion 2	332 Roos,Nikolas	368 m	0:15,722	84,3 km/h
Sektion 3	327 Kuypers,Siep	370 m	0:14,671	90,8 km/h

	Str.332 Roos,Nikolas ZAF CRG Holland	Str.327 Kuypers,Siep NLD CRG Holland	Str.330 Holzem,Juliano DEU CPB Sport	Str.317 Reuters,Dominik DEU AP-Racing	Str.353 Rothschopf,Alexander AUT BIREL ART RACING KSW
	theoretisch mögliche Bestzeit 0:47,458	theoretisch mögliche Bestzeit 0:47,539	theoretisch mögliche Bestzeit 0:47,542	theoretisch mögliche Bestzeit 0:47,561	theoretisch mögliche Bestzeit 0:47,637
best	Ziel Sektion 1 Sektion 2 Sektion 3 0:47,458 0:17,044 0:15,722 0:14,692	Ziel Sektion 1 Sektion 2 Sektion 3 0:47,539 0:17,072 0:15,796 0:14,671	Ziel Sektion 1 Sektion 2 Sektion 3 0:47,542 0:17,007 0:15,823 0:14,712	Ziel Sektion 1 Sektion 2 Sektion 3 0:47,637 0:17,027 0:15,790 0:14,744	Ziel Sektion 1 Sektion 2 Sektion 3 0:47,637 0:17,157 0:15,769 0:14,711
Runde 1	0:52,361 0:19,000 0:18,035 0:15,326	0:52,083 0:19,113 0:17,495 0:15,475	0:53,813 0:20,716 0:17,814 0:15,283	0:51,240 0:18,737 0:17,090 0:15,413	0:54,619 0:20,367 0:18,969 0:15,283
Runde 2	0:48,242 0:17,389 0:16,023 0:14,830	0:48,509 0:17,568 0:16,090 0:14,851	0:48,403 0:17,572 0:16,024 0:14,807	0:48,313 0:17,435 0:16,027 0:14,851	0:48,529 0:17,549 0:16,102 0:14,878
Runde 3	0:47,575 0:17,052 0:15,790 0:14,733	0:47,720 0:17,177 0:15,800 0:14,743	0:48,051 0:17,252 0:16,004 0:14,795	0:47,684 0:17,101 0:15,832 0:14,751	0:47,905 0:17,291 0:15,845 0:14,769
Runde 4	0:48,540 0:17,525 0:16,146 0:14,869	0:49,987 0:18,041 0:17,139 0:14,807	0:47,542 0:17,007 0:15,823 0:14,712	0:47,673 0:17,090 0:15,839 0:14,744	0:47,637 0:17,157 0:15,769 0:14,711
Runde 5	0:47,458 0:17,044 0:15,722 0:14,692	0:47,539 0:17,072 0:15,796 0:14,671	0:48,584 0:17,280 0:16,563 0:14,741	0:47,637 0:17,027 0:15,793 0:14,817	0:50,527 0:19,304 0:16,249 0:14,974
Runde 6	0:50,489 0:17,052 0:16,748 0:16,689	0:48,057 0:20,864	0:48,762 0:17,095 0:15,829 0:15,838	0:47,994 0:17,108 0:15,790 0:15,096	
Runde 7					

Qualifying practice DSKC (K22) Group 2

Die schnellsten Zeiten

Ort	Nr. Fahrername	Streckenl.	Ø Speed
Ziel	332 Roos,Nikolas	1190 m	90,3 km/h
Sektion 1	330 Holzem,Juliano	452 m	95,7 km/h
Sektion 2	332 Roos,Nikolas	368 m	84,3 km/h
Sektion 3	327 Kuypers,Siep	370 m	90,8 km/h

	Stnr.319 Gallasin,Celion FRA Maranello SRP Factory Team theoretisch mögliche Bestzeit 0:47,544	Stnr.370 Billman,Simon SWE KH Racing Team theoretisch mögliche Bestzeit 0:47,622	Stnr.373 Jansson,Patrick SWE KH Racing Team theoretisch mögliche Bestzeit 0:47,706	Stnr.346 Andrisani,Gianni DEU Mach1 Motorsport - Kartschmie.de theoretisch mögliche Bestzeit 0:47,670	Stnr.385 Krozser,Manyhert HUN Dörr Motorsport theoretisch mögliche Bestzeit 0:47,708
best	Ziel Sektion 1 Sektion 2 Sektion 3 0:47,684 0:17,060 0:15,795 0:14,689	Ziel Sektion 1 Sektion 2 Sektion 3 0:47,705 0:17,054 0:15,787 0:14,781	Ziel Sektion 1 Sektion 2 Sektion 3 0:47,724 0:17,089 0:15,847 0:14,770	Ziel Sektion 1 Sektion 2 Sektion 3 0:47,750 0:17,015 0:15,828 0:14,827	Ziel Sektion 1 Sektion 2 Sektion 3 0:47,764 0:17,141 0:15,813 0:14,754
Runde 1	0:50,691 0:18,844 0:16,718 0:15,129	0:54,226 0:19,170 0:19,541 0:15,515	0:53,931 0:20,604 0:17,923 0:15,404	0:53,892 0:19,369 0:17,178 0:17,345	0:56,191 0:20,693 0:18,363 0:17,135
Runde 2	0:48,362 0:17,406 0:15,959 0:14,797	0:48,516 0:17,534 0:16,122 0:14,860	0:48,694 0:17,658 0:16,097 0:14,939	0:48,426 0:17,495 0:16,015 0:14,916	0:50,463 0:18,768 0:16,567 0:15,128
Runde 3	0:47,715 0:17,107 0:15,846 0:14,762	0:47,705 0:17,137 0:15,787 0:14,781	0:48,039 0:17,327 0:15,880 0:14,832	0:47,907 0:17,172 0:15,908 0:14,827	0:48,239 0:17,344 0:16,015 0:14,880
Runde 4	0:47,808 0:17,324 0:15,795 0:14,689	0:47,967 0:17,075 0:16,048 0:14,844	0:47,724 0:17,089 0:15,847 0:14,788	0:47,750 0:17,015 0:15,906 0:14,829	0:47,792 0:17,176 0:15,819 0:14,797
Runde 5	0:47,684 0:17,060 0:15,894 0:14,730	0:47,782 0:17,061 0:15,881 0:14,840	0:47,832 0:17,137 0:15,925 0:14,770	0:48,573 0:17,038 0:15,842 0:15,693	0:47,917 0:17,143 0:16,010 0:14,764
Runde 6	0:47,740 0:17,108 0:15,930 0:14,702	0:47,837 0:17,054 0:15,865 0:14,918	0:48,024 0:17,202 0:15,906 0:14,916	0:47,956 0:17,081 0:15,828 0:15,047	0:47,764 0:17,141 0:15,869 0:14,754
Runde 7					0:47,779 0:17,145 0:15,813 0:14,821

Qualifying practice DSKC (K22) Group 2

Die schnellsten Zeiten

Ort	Nr. Fahrername	Streckenkil.	Zeit	Ø Speed
Ziel	332 Roos, Nikolas	1190 m	0:47,458	90,3 km/h
Sektion 1	330 Holzem, Julian	452 m	0:17,007	95,7 km/h
Sektion 2	332 Roos, Nikolas	368 m	0:15,722	84,3 km/h
Sektion 3	327 Kuypers, Siep	370 m	0:14,671	90,8 km/h

	Smr.336 Malk, Cedric CHE	Smr.384 Breitenbach, Florian DEU	Smr.320 Colella, Luca DEU	Smr.314 Tabakovic, Ronny DEU	Smr.310 Adams, Tom GBR
	Millennium Racing theoretisch mögliche Bestzeit 0:47,669	Nees Racing theoretisch mögliche Bestzeit 0:47,714	APEX Performance Racing Team theoretisch mögliche Bestzeit 0:47,808	C.K.R. SRL theoretisch mögliche Bestzeit 0:47,785	Maranello SRP Factory Team theoretisch mögliche Bestzeit 0:47,898
best	Ziel Sektion 1 Sektion 2 Sektion 3 0:47,765 0:17,059 0:15,847 0:14,763	Ziel Sektion 1 Sektion 2 Sektion 3 0:47,799 0:17,081 0:15,856 0:14,777	Ziel Sektion 1 Sektion 2 Sektion 3 0:47,808 0:17,084 0:15,916 0:14,808	Ziel Sektion 1 Sektion 2 Sektion 3 0:47,836 0:17,145 0:15,846 0:14,794	Ziel Sektion 1 Sektion 2 Sektion 3 0:47,907 0:17,149 0:15,921 0:14,828
Runde 1	0:51,472 0:18,799 0:17,075 0:15,598	0:55,852 0:21,443 0:18,599 0:15,810	0:52,998 0:20,218 0:17,208 0:15,572	0:54,016 0:20,564 0:17,976 0:15,526	0:54,704 0:20,538 0:18,003 0:16,163
Runde 2	0:48,625 0:17,618 0:16,106 0:14,901	0:48,783 0:17,746 0:16,119 0:14,918	0:49,427 0:18,013 0:16,410 0:15,004	0:48,818 0:17,684 0:16,183 0:14,951	0:49,073 0:17,833 0:16,291 0:14,949
Runde 3	0:48,046 0:17,199 0:15,976 0:14,871	0:48,050 0:17,194 0:15,998 0:14,858	0:48,523 0:17,437 0:16,101 0:14,985	0:48,465 0:17,458 0:16,135 0:14,872	0:48,222 0:17,382 0:16,009 0:14,831
Runde 4	0:47,765 0:17,119 0:15,883 0:14,763	0:47,799 0:17,081 0:15,941 0:14,777	0:48,176 0:17,346 0:15,990 0:14,840	0:48,137 0:17,320 0:15,945 0:14,872	0:48,084 0:17,253 0:15,993 0:14,838
Runde 5	0:47,795 0:17,059 0:15,921 0:14,815	0:47,857 0:17,093 0:15,856 0:14,908	0:47,808 0:17,084 0:15,916 0:14,808	0:47,836 0:17,145 0:15,846 0:14,845	0:47,907 0:17,149 0:15,930 0:14,828
Runde 6	0:47,796 0:17,092 0:15,847 0:14,857	0:50,680 0:17,538 0:15,878 0:17,264	0:53,177 0:17,621 0:19,819 0:15,737	0:47,857 0:17,148 0:15,915 0:14,794	0:47,917 0:17,168 0:15,921 0:14,828
Runde 7					

Qualifying practice DSKC (K22) Group 2

Die schnellsten Zeiten

Ort	Nr. Fahrername	Streckentl.	ø Speed
Ziel	332 Roos,Nikolas	1190 m	90,3 km/h
Sektion 1	330 Holzem,Juliano	452 m	95,7 km/h
Sektion 2	332 Roos,Nikolas	368 m	84,3 km/h
Sektion 3	327 Kuypers,Siep	370 m	90,8 km/h

	Smr.352 Lauer,Mario DEU APEX Performance Racing Team theoretisch mögliche Bestzeit 0:47,910	Smr.380 Tillet,Archie GBR Maranello SRP Factory Team theoretisch mögliche Bestzeit 0:47,938	Smr.322 Jeffrey,Amer Harris MYS CPB Sport theoretisch mögliche Bestzeit 0:47,957	Smr.306 Mai,Emanuel DEU Solgat Motorsport theoretisch mögliche Bestzeit 0:48,071	Smr.389 Jahns Müller,Robert DEU Team NKS theoretisch mögliche Bestzeit 0:48,100
best	Ziel Sektion 1 Sektion 2 Sektion 3 0:47,910 0:17,130 0:15,939 0:14,841	Ziel Sektion 1 Sektion 2 Sektion 3 0:47,938 0:17,171 0:15,923 0:14,844	Ziel Sektion 1 Sektion 2 Sektion 3 0:47,980 0:17,153 0:16,050 0:14,754	Ziel Sektion 1 Sektion 2 Sektion 3 0:48,106 0:17,230 0:15,904 0:14,937	Ziel Sektion 1 Sektion 2 Sektion 3 0:48,123 0:17,363 0:15,916 0:14,821
Runde 1	0:53,779 0:20,399 0:17,940 0:15,440	0:51,181 0:19,266 0:16,730 0:15,185	0:56,027 0:21,685 0:18,708 0:15,634	0:51,163 0:18,901 0:16,816 0:15,446	0:55,969 0:20,763 0:19,076 0:16,130
Runde 2	0:49,330 0:17,888 0:16,378 0:15,064	0:48,878 0:17,744 0:16,197 0:14,937	0:48,969 0:17,856 0:16,192 0:14,921	0:49,122 0:17,787 0:16,239 0:15,096	0:51,114 0:18,871 0:16,713 0:15,530
Runde 3	0:48,982 0:17,802 0:16,200 0:14,980	0:48,311 0:17,385 0:16,017 0:14,909	0:48,590 0:17,313 0:16,354 0:14,923	0:48,254 0:17,361 0:15,953 0:14,940	0:49,187 0:17,858 0:16,282 0:15,047
Runde 4	0:48,216 0:17,330 0:16,033 0:14,853	0:48,136 0:17,308 0:15,983 0:14,845	0:48,079 0:17,178 0:16,063 0:14,838	0:48,173 0:17,238 0:15,972 0:14,963	0:48,731 0:17,661 0:16,113 0:14,957
Runde 5	0:47,910 0:17,130 0:15,939 0:14,841	0:47,938 0:17,171 0:15,923 0:14,844	0:47,999 0:17,195 0:16,050 0:14,754	0:48,106 0:17,230 0:15,904 0:14,972	0:48,294 0:17,445 0:16,028 0:14,821
Runde 6	0:47,966 0:17,133 0:15,963 0:14,870	0:48,248 0:17,251 0:15,989 0:15,008	0:47,980 0:17,153 0:16,054 0:14,773	0:48,131 0:17,246 0:15,948 0:14,937	0:48,348 0:17,414 0:16,055 0:14,879
Runde 7					0:48,123 0:17,363 0:15,916 0:14,844

Qualifying practice DSKC (K22) Group 2

Die schnellsten Zeiten

Ort	Nr. Fahrername	Streckentl.	ø Speed
Ziel	332 Roos,Nikolas	1190 m	90,3 km/h
Sektion 1	330 Holzem,Juliano	452 m	95,7 km/h
Sektion 2	332 Roos,Nikolas	368 m	84,3 km/h
Sektion 3	327 Kuypers,Siep	370 m	90,8 km/h

	Smr.329 Elkjaer,Anders Amtfelt DNK Maramello SRP Factory Team theoretisch mögliche Bestzeit 0:48,307	Smr.376 Ernst,Marcel DEU Marcel Ernst theoretisch mögliche Bestzeit 0:48,341	Smr.390 Avila Manrique,Ricardo ESP BIREL ART RACING KSW theoretisch mögliche Bestzeit 0:48,537	Smr.325 Hommerson,Alexander NLD CRG Holland theoretisch mögliche Bestzeit 0:48,580	Smr.388 Avanzato,Roberto ITA AVANZATO ROBERTO theoretisch mögliche Bestzeit 0:48,659
best	0:48,356 0:17,294 0:16,086 0:14,927	0:48,398 0:17,352 0:15,987 0:15,002	0:48,554 0:17,462 0:16,123 0:14,952	0:48,644 0:17,399 0:16,099 0:15,082	0:48,659 0:17,446 0:16,183 0:15,030
Runde 1	0:54,200 0:20,341 0:17,772 0:16,087	0:52,980 0:20,065 0:17,357 0:15,558	0:52,637 0:19,794 0:17,062 0:15,781	1:00,553 0:22,273 0:21,216 0:17,064	0:59,994 0:24,707 0:19,388 0:15,899
Runde 2	0:49,416 0:17,927 0:16,411 0:15,078	0:49,141 0:17,758 0:16,299 0:15,084	0:49,654 0:18,030 0:16,487 0:15,137	0:52,747 0:19,588 0:17,530 0:15,629	0:57,092 0:18,310 0:18,317 0:20,465
Runde 3	0:48,700 0:17,429 0:16,296 0:14,975	0:48,707 0:17,406 0:16,219 0:15,082	0:49,163 0:17,826 0:16,343 0:14,994	0:49,998 0:18,352 0:16,448 0:15,198	0:50,036 0:18,153 0:16,659 0:15,224
Runde 4	0:48,440 0:17,350 0:16,121 0:14,969	0:48,707 0:17,549 0:16,156 0:15,002	0:49,021 0:17,791 0:16,206 0:15,024	0:48,779 0:17,528 0:16,153 0:15,098	0:48,984 0:17,650 0:16,271 0:15,063
Runde 5	0:48,356 0:17,337 0:16,092 0:14,927	0:48,398 0:17,352 0:15,987 0:15,059	0:48,649 0:17,462 0:16,159 0:15,028	0:48,750 0:17,449 0:16,219 0:15,082	0:48,841 0:17,576 0:16,188 0:15,077
Runde 6	0:48,403 0:17,294 0:16,086 0:15,023	0:52,645 0:18,021 0:16,433 0:18,191	0:48,554 0:17,479 0:16,123 0:14,952	0:48,644 0:17,399 0:16,099 0:15,146	0:48,748 0:17,471 0:16,208 0:15,069
Runde 7					0:48,659 0:17,446 0:16,183 0:15,030

Qualifying practice DSKC (KZ2) Group 2

Die schnellsten Zeiten

Ort	Nr. Fahrername	Zeit	Streckeil.	ø Speed
Ziel	332 Roos,Nikolas	0:47,458	1190 m	90,3 km/h
Sektion 1	330 Holzem,Juliano	0:17,007	452 m	95,7 km/h
Sektion 2	332 Roos,Nikolas	0:15,722	368 m	84,3 km/h
Sektion 3	327 Kuypers,Siep	0:14,671	370 m	90,8 km/h

Snr.386 Knappp,Martin		Snr.367 Felbermayr,Horst Felix	
DEU		AUT	
Team NKS		Haak Motorsport	
theoretisch mögliche Bestzeit 0:48,939		theoretisch mögliche Bestzeit 2:38:21,816	
Ziel	Sektion 1 Sektion 2 Sektion 3	Ziel	Sektion 1 Sektion 2 Sektion 3
best	0:49,013 0:17,552 0:16,282 0:15,105	best	38:00,909 0:20,907 0:20,907
Runde 1	0:56,007 0:20,881 0:19,149 0:15,977	Runde 1	0:56,007 0:20,881 0:19,149 0:15,977
Runde 2	0:50,900 0:18,889 0:16,673 0:15,338	Runde 2	0:50,900 0:18,889 0:16,673 0:15,338
Runde 3	0:49,717 0:18,018 0:16,421 0:15,278	Runde 3	0:49,717 0:18,018 0:16,421 0:15,278
Runde 4	0:49,013 0:17,626 0:16,282 0:15,105	Runde 4	0:49,013 0:17,626 0:16,282 0:15,105
Runde 5	0:49,214 0:17,552 0:16,421 0:15,241	Runde 5	0:49,214 0:17,552 0:16,421 0:15,241
Runde 6	0:49,029 0:17,608 0:16,282 0:15,139	Runde 6	0:49,029 0:17,608 0:16,282 0:15,139
Runde 7		Runde 7	

Ziel	Sektion 1	Sektion 2	Sektion 3	Ziel	Sektion 1	Sektion 2	Sektion 3	Ziel	Sektion 1	Sektion 2	Sektion 3

Qualifying practice DSKC (K22) Group 2

Ziel		Sektion 1		Sektion 2		Sektion 3	
Fahrername	Zeit	Fahrername	Zeit	Fahrername	Zeit	Fahrername	Zeit
1 332 Roos,Nikolas	0:47,458	330 Holzem,Juliano	0:17,007	332 Roos,Nikolas	0:15,722	327 Kuypers,Siep	0:14,671
2 327 Kuypers,Siep	0:47,539	346 Andrisani,Gianni	0:17,015	353 Rothschof,Alexander	0:15,769	319 Gallasin,Celian	0:14,689
3 330 Holzem,Juliano	0:47,542	317 Reuters,Dominik	0:17,027	370 Billman,Simon	0:15,787	332 Roos,Nikolas	0:14,692
4 317 Reuters,Dominik	0:47,637	332 Roos,Nikolas	0:17,044	317 Reuters,Dominik	0:15,790	353 Rothschof,Alexander	0:14,711
5 353 Rothschof,Alexander	0:47,637	370 Billman,Simon	0:17,054	319 Gallasin,Celian	0:15,795	330 Holzem,Juliano	0:14,712
6 319 Gallasin,Celian	0:47,684	336 Malk,Cedric	0:17,059	327 Kuypers,Siep	0:15,796	317 Reuters,Dominik	0:14,744
7 370 Billman,Simon	0:47,705	319 Gallasin,Celian	0:17,060	385 Krozser,Menyhert	0:15,813	385 Krozser,Menyhert	0:14,754
8 373 Jansson,Patrik	0:47,724	327 Kuypers,Siep	0:17,072	330 Holzem,Juliano	0:15,823	322 Jefry,Amer Harris	0:14,754
9 346 Andrisani,Gianni	0:47,750	384 Breitenbach,Florian	0:17,081	346 Andrisani,Gianni	0:15,828	336 Malk,Cedric	0:14,763
10 385 Krozser,Menyhert	0:47,764	320 Colella,Luca	0:17,084	314 Tabakovic,Ronny	0:15,846	373 Jansson,Patrik	0:14,770
11 336 Malk,Cedric	0:47,765	373 Jansson,Patrik	0:17,089	373 Jansson,Patrik	0:15,847	384 Breitenbach,Florian	0:14,777
12 384 Breitenbach,Florian	0:47,799	352 Lauer,Mario	0:17,130	336 Malk,Cedric	0:15,847	370 Billman,Simon	0:14,781
13 320 Colella,Luca	0:47,808	385 Krozser,Menyhert	0:17,141	384 Breitenbach,Florian	0:15,856	314 Tabakovic,Ronny	0:14,794
14 314 Tabakovic,Ronny	0:47,836	314 Tabakovic,Ronny	0:17,145	306 Mai,Emanuel	0:15,904	320 Colella,Luca	0:14,808
15 310 Adams,Tom	0:47,907	310 Adams,Tom	0:17,149	320 Colella,Luca	0:15,916	389 Jahns Müller,Robert	0:14,821
16 352 Lauer,Mario	0:47,910	322 Jefry,Amer Harris	0:17,153	389 Jahns Müller,Robert	0:15,916	346 Andrisani,Gianni	0:14,827
17 380 Tillett,Archie	0:47,938	353 Rothschof,Alexander	0:17,157	310 Adams,Tom	0:15,921	310 Adams,Tom	0:14,828
18 322 Jefry,Amer Harris	0:47,980	380 Tillett,Archie	0:17,171	380 Tillett,Archie	0:15,923	352 Lauer,Mario	0:14,841
19 306 Mai,Emanuel	0:48,106	306 Mai,Emanuel	0:17,230	352 Lauer,Mario	0:15,939	380 Tillett,Archie	0:14,844
20 389 Jahns Müller,Robert	0:48,123	329 Elkjaer,Anders Amfelt	0:17,294	376 Ernst,Marcel	0:15,987	329 Elkjaer,Anders Amfelt	0:14,927
21 329 Elkjaer,Anders Amfelt	0:48,356	376 Ernst,Marcel	0:17,352	322 Jefry,Amer Harris	0:16,050	306 Mai,Emanuel	0:14,937
22 376 Ernst,Marcel	0:48,398	389 Jahns Müller,Robert	0:17,363	329 Elkjaer,Anders Amfelt	0:16,086	390 Avila Manrique,Ricardo	0:14,952
23 390 Avila Manrique,Ricardo	0:48,554	325 Hommerson,Alexander	0:17,399	325 Hommerson,Alexander	0:16,099	376 Ernst,Marcel	0:15,002
24 325 Hommerson,Alexander	0:48,644	388 Avanzato,Roberto	0:17,446	390 Avila Manrique,Ricardo	0:16,123	388 Avanzato,Roberto	0:15,030
25 388 Avanzato,Roberto	0:48,659	390 Avila Manrique,Ricardo	0:17,462	388 Avanzato,Roberto	0:16,183	325 Hommerson,Alexander	0:15,082
26 386 Knapp,Martin	0:49,013	386 Knapp,Martin	0:17,552	386 Knapp,Martin	0:16,282	386 Knapp,Martin	0:15,105
27 367 Felbermayr,Horst Felix		367 Felbermayr,Horst Felix	38:00,909	367 Felbermayr,Horst Felix	0:20,907	367 Felbermayr,Horst Felix	

Qualifying practice DSKC (K22) Group 2

Die schnellsten Zeiten

Ort	Nr. Fahrername	Zeit	Streckenl.	Ø Speed
Ziel	332 Roos,Nikolas	0:47,458	1190 m	90,3 km/h
Sektion 1	330 Holzem,Juliano	0:17,007	452 m	95,7 km/h
Sektion 2	332 Roos,Nikolas	0:15,722	368 m	84,3 km/h
Sektion 3	327 Kuypers,Siep	0:14,671	370 m	90,8 km/h

	Str.332 Roos,Nikolas ZAF CRG Holland	Str.327 Kuypers,Siep NLD CRG Holland	Str.330 Holzem,Juliano DEU CPB Sport	Str.317 Reuters,Dominik DEU AP-Racing	Str.353 Rothschopf,Alexander AUT BIREL ART RACING KSW
	theoretisch mögliche Bestzeit 0:47,458	theoretisch mögliche Bestzeit 0:47,539	theoretisch mögliche Bestzeit 0:47,542	theoretisch mögliche Bestzeit 0:47,561	theoretisch mögliche Bestzeit 0:47,637
best	Ziel Sektion 1 Sektion 2 Sektion 3 0:47,458 0:17,044 0:15,722 0:14,692	Ziel Sektion 1 Sektion 2 Sektion 3 0:47,539 0:17,072 0:15,796 0:14,671	Ziel Sektion 1 Sektion 2 Sektion 3 0:47,542 0:17,007 0:15,823 0:14,712	Ziel Sektion 1 Sektion 2 Sektion 3 0:47,637 0:17,027 0:15,790 0:14,744	Ziel Sektion 1 Sektion 2 Sektion 3 0:47,637 0:17,157 0:15,769 0:14,711
Runde 1	0:52,361 0:19,000 0:18,035 0:15,326	0:52,083 0:19,113 0:17,495 0:15,475	0:53,813 0:20,716 0:17,814 0:15,283	0:51,240 0:18,737 0:17,090 0:15,413	0:54,619 0:20,367 0:18,969 0:15,283
Runde 2	0:48,242 0:17,389 0:16,023 0:14,830	0:48,509 0:17,568 0:16,090 0:14,851	0:48,403 0:17,572 0:16,024 0:14,807	0:48,313 0:17,435 0:16,027 0:14,851	0:48,529 0:17,549 0:16,102 0:14,878
Runde 3	0:47,575 0:17,052 0:15,790 0:14,733	0:47,720 0:17,177 0:15,800 0:14,743	0:48,051 0:17,252 0:16,004 0:14,795	0:47,684 0:17,101 0:15,832 0:14,751	0:47,905 0:17,291 0:15,845 0:14,769
Runde 4	0:48,540 0:17,525 0:16,146 0:14,869	0:49,987 0:18,041 0:17,139 0:14,807	0:47,542 0:17,007 0:15,823 0:14,712	0:47,673 0:17,090 0:15,839 0:14,744	0:47,637 0:17,157 0:15,769 0:14,711
Runde 5	0:47,458 0:17,044 0:15,722 0:14,692	0:47,539 0:17,072 0:15,796 0:14,671	0:48,584 0:17,280 0:16,563 0:14,741	0:47,637 0:17,027 0:15,793 0:14,817	0:50,527 0:19,304 0:16,249 0:14,974
Runde 6	0:50,489 0:17,052 0:16,748 0:16,689	0:48,057 0:20,864	0:48,762 0:17,095 0:15,829 0:15,838	0:47,994 0:17,108 0:15,790 0:15,096	
Runde 7					

Qualifying practice DSKC (K22) Group 2

Die schnellsten Zeiten

Ort	Nr. Fahrername	Streckenl.	Ø Speed
Ziel	332 Roos,Nikolas	1190 m	90,3 km/h
Sektion 1	330 Holzem,Juliano	452 m	95,7 km/h
Sektion 2	332 Roos,Nikolas	368 m	84,3 km/h
Sektion 3	327 Kuypers,Siep	370 m	90,8 km/h

	Stnr.319 Gallasin,Celion FRA Maranello SRP Factory Team theoretisch mögliche Bestzeit 0:47,544	Stnr.370 Billman,Simon SWE KH Racing Team theoretisch mögliche Bestzeit 0:47,622	Stnr.373 Jansson,Patrick SWE KH Racing Team theoretisch mögliche Bestzeit 0:47,706	Stnr.346 Andrisani,Gianni DEU Mach1 Motorsport - Kartschmie.de theoretisch mögliche Bestzeit 0:47,670	Stnr.385 Krozser,Manyhert HUN Dörr Motorsport theoretisch mögliche Bestzeit 0:47,708
best	Ziel Sektion 1 Sektion 2 Sektion 3 0:47,684 0:17,060 0:15,795 0:14,689	Ziel Sektion 1 Sektion 2 Sektion 3 0:47,705 0:17,054 0:15,787 0:14,781	Ziel Sektion 1 Sektion 2 Sektion 3 0:47,724 0:17,089 0:15,847 0:14,770	Ziel Sektion 1 Sektion 2 Sektion 3 0:47,750 0:17,015 0:15,828 0:14,827	Ziel Sektion 1 Sektion 2 Sektion 3 0:47,764 0:17,141 0:15,813 0:14,754
Runde 1	0:50,691 0:18,844 0:16,718 0:15,129	0:54,226 0:19,170 0:19,541 0:15,515	0:53,931 0:20,604 0:17,923 0:15,404	0:53,892 0:19,369 0:17,178 0:17,345	0:56,191 0:20,693 0:18,363 0:17,135
Runde 2	0:48,362 0:17,406 0:15,959 0:14,797	0:48,516 0:17,534 0:16,122 0:14,860	0:48,694 0:17,658 0:16,097 0:14,939	0:48,426 0:17,495 0:16,015 0:14,916	0:50,463 0:18,768 0:16,567 0:15,128
Runde 3	0:47,715 0:17,107 0:15,846 0:14,762	0:47,705 0:17,137 0:15,787 0:14,781	0:48,039 0:17,327 0:15,880 0:14,832	0:47,907 0:17,172 0:15,908 0:14,827	0:48,239 0:17,344 0:16,015 0:14,880
Runde 4	0:47,808 0:17,324 0:15,795 0:14,689	0:47,967 0:17,075 0:16,048 0:14,844	0:47,724 0:17,089 0:15,847 0:14,788	0:47,750 0:17,015 0:15,906 0:14,829	0:47,792 0:17,176 0:15,819 0:14,797
Runde 5	0:47,684 0:17,060 0:15,894 0:14,730	0:47,782 0:17,061 0:15,881 0:14,840	0:47,832 0:17,137 0:15,925 0:14,770	0:48,573 0:17,038 0:15,842 0:15,693	0:47,917 0:17,143 0:16,010 0:14,764
Runde 6	0:47,740 0:17,108 0:15,930 0:14,702	0:47,837 0:17,054 0:15,865 0:14,918	0:48,024 0:17,202 0:15,906 0:14,916	0:47,956 0:17,081 0:15,828 0:15,047	0:47,764 0:17,141 0:15,869 0:14,754
Runde 7					0:47,779 0:17,145 0:15,813 0:14,821

Qualifying practice DSKC (K22) Group 2

Die schnellsten Zeiten

Ort	Nr. Fahrername	Streckenkil.	Zeit	Ø Speed
Ziel	332 Roos, Nikolas	1190 m	0:47,458	90,3 km/h
Sektion 1	330 Holzem, Juliano	452 m	0:17,007	95,7 km/h
Sektion 2	332 Roos, Nikolas	368 m	0:15,722	84,3 km/h
Sektion 3	327 Kuypers, Siep	370 m	0:14,671	90,8 km/h

	Smr.336 Malk, Cedric CHE	Smr.384 Breitenbach, Florian DEU	Smr.320 Colella, Luca DEU	Smr.314 Tabakovic, Ronny DEU	Smr.310 Adams, Tom GBR
	Millennium Racing theoretisch mögliche Bestzeit 0:47,669	Nees Racing theoretisch mögliche Bestzeit 0:47,714	APEX Performance Racing Team theoretisch mögliche Bestzeit 0:47,808	C.K.R. SRL theoretisch mögliche Bestzeit 0:47,785	Maranello SRP Factory Team theoretisch mögliche Bestzeit 0:47,898
best	Ziel Sektion 1 Sektion 2 Sektion 3 0:47,765 0:17,059 0:15,847 0:14,763	Ziel Sektion 1 Sektion 2 Sektion 3 0:47,799 0:17,081 0:15,856 0:14,777	Ziel Sektion 1 Sektion 2 Sektion 3 0:47,808 0:17,084 0:15,916 0:14,808	Ziel Sektion 1 Sektion 2 Sektion 3 0:47,836 0:17,145 0:15,846 0:14,794	Ziel Sektion 1 Sektion 2 Sektion 3 0:47,907 0:17,149 0:15,921 0:14,828
Runde 1	0:51,472 0:18,799 0:17,075 0:15,598	0:55,852 0:21,443 0:18,599 0:15,810	0:52,998 0:20,218 0:17,208 0:15,572	0:54,016 0:20,564 0:17,976 0:15,526	0:54,704 0:20,538 0:18,003 0:16,163
Runde 2	0:48,625 0:17,618 0:16,106 0:14,901	0:48,783 0:17,746 0:16,119 0:14,918	0:49,427 0:18,013 0:16,410 0:15,004	0:48,818 0:17,684 0:16,183 0:14,951	0:49,073 0:17,833 0:16,291 0:14,949
Runde 3	0:48,046 0:17,199 0:15,976 0:14,871	0:48,050 0:17,194 0:15,998 0:14,858	0:48,523 0:17,437 0:16,101 0:14,985	0:48,465 0:17,458 0:16,135 0:14,872	0:48,222 0:17,382 0:16,009 0:14,831
Runde 4	0:47,765 0:17,119 0:15,883 0:14,763	0:47,799 0:17,081 0:15,941 0:14,777	0:48,176 0:17,346 0:15,990 0:14,840	0:48,137 0:17,320 0:15,945 0:14,872	0:48,084 0:17,253 0:15,993 0:14,838
Runde 5	0:47,795 0:17,059 0:15,921 0:14,815	0:47,857 0:17,093 0:15,856 0:14,908	0:47,808 0:17,084 0:15,916 0:14,808	0:47,836 0:17,145 0:15,846 0:14,845	0:47,907 0:17,149 0:15,930 0:14,828
Runde 6	0:47,796 0:17,092 0:15,847 0:14,857	0:50,680 0:17,538 0:15,878 0:17,264	0:53,177 0:17,621 0:19,819 0:15,737	0:47,857 0:17,148 0:15,915 0:14,794	0:47,917 0:17,168 0:15,921 0:14,828
Runde 7					

Qualifying practice DSKC (K22) Group 2

Die schnellsten Zeiten

Ort	Nr. Fahrername	Streckentl.	Zeit	Ø Speed
Ziel	332 Roos,Nikolas	1190 m	0:47,458	90,3 km/h
Sektion 1	330 Holzem,Juliano	452 m	0:17,007	95,7 km/h
Sektion 2	332 Roos,Nikolas	368 m	0:15,722	84,3 km/h
Sektion 3	327 Kuypers,Siep	370 m	0:14,671	90,8 km/h

	Smr.352 Lauer,Mario DEU APEX Performance Racing Team theoretisch mögliche Bestzeit 0:47,910	Smr.380 Tillet,Archie GBR Maranello SRP Factory Team theoretisch mögliche Bestzeit 0:47,938	Smr.322 Jeffrey,Amer Harris MYS CPB Sport theoretisch mögliche Bestzeit 0:47,957	Smr.306 Mai,Emanuel DEU Solgat Motorsport theoretisch mögliche Bestzeit 0:48,071	Smr.389 Jahns Müller,Robert DEU Team NKS theoretisch mögliche Bestzeit 0:48,100
best	Ziel Sektion 1 Sektion 2 Sektion 3 0:47,910 0:17,130 0:15,939 0:14,841	Ziel Sektion 1 Sektion 2 Sektion 3 0:47,938 0:17,171 0:15,923 0:14,844	Ziel Sektion 1 Sektion 2 Sektion 3 0:47,980 0:17,153 0:16,050 0:14,754	Ziel Sektion 1 Sektion 2 Sektion 3 0:48,106 0:17,230 0:15,904 0:14,937	Ziel Sektion 1 Sektion 2 Sektion 3 0:48,123 0:17,363 0:15,916 0:14,821
Runde 1	0:53,779 0:20,399 0:17,940 0:15,440	0:51,181 0:19,266 0:16,730 0:15,185	0:56,027 0:21,685 0:18,708 0:15,634	0:51,163 0:18,901 0:16,816 0:15,446	0:55,969 0:20,763 0:19,076 0:16,130
Runde 2	0:49,330 0:17,888 0:16,378 0:15,064	0:48,878 0:17,744 0:16,197 0:14,937	0:48,969 0:17,856 0:16,192 0:14,921	0:49,122 0:17,787 0:16,239 0:15,096	0:51,114 0:18,871 0:16,713 0:15,530
Runde 3	0:48,982 0:17,802 0:16,200 0:14,980	0:48,311 0:17,385 0:16,017 0:14,909	0:48,590 0:17,313 0:16,354 0:14,923	0:48,254 0:17,361 0:15,953 0:14,940	0:49,187 0:17,858 0:16,282 0:15,047
Runde 4	0:48,216 0:17,330 0:16,033 0:14,853	0:48,136 0:17,308 0:15,983 0:14,845	0:48,079 0:17,178 0:16,063 0:14,838	0:48,173 0:17,238 0:15,972 0:14,963	0:48,731 0:17,661 0:16,113 0:14,957
Runde 5	0:47,910 0:17,130 0:15,939 0:14,841	0:47,938 0:17,171 0:15,923 0:14,844	0:47,999 0:17,195 0:16,050 0:14,754	0:48,106 0:17,230 0:15,904 0:14,972	0:48,294 0:17,445 0:16,028 0:14,821
Runde 6	0:47,966 0:17,133 0:15,963 0:14,870	0:48,248 0:17,251 0:15,989 0:15,008	0:47,980 0:17,153 0:16,054 0:14,773	0:48,131 0:17,246 0:15,948 0:14,937	0:48,348 0:17,414 0:16,055 0:14,879
Runde 7					0:48,123 0:17,363 0:15,916 0:14,844

Qualifying practice DSKC (K22) Group 2

Die schnellsten Zeiten

Ort	Nr. Fahrername	Streckentl.	ø Speed
Ziel	332 Roos,Nikolas	1190 m	90,3 km/h
Sektion 1	330 Holzem,Juliano	452 m	95,7 km/h
Sektion 2	332 Roos,Nikolas	368 m	84,3 km/h
Sektion 3	327 Kuypers,Siep	370 m	90,8 km/h

	Smr.329 Elkjaer,Anders Amtfelt DNK Maramello SRP Factory Team theoretisch mögliche Bestzeit 0:48,307	Smr.376 Ernst,Marcel DEU Marcel Ernst theoretisch mögliche Bestzeit 0:48,341	Smr.390 Avila Manrique,Ricardo ESP BIREL ART RACING KSW theoretisch mögliche Bestzeit 0:48,537	Smr.325 Hommerson,Alexander NLD CRG Holland theoretisch mögliche Bestzeit 0:48,580	Smr.388 Avanzato,Roberto ITA AVANZATO ROBERTO theoretisch mögliche Bestzeit 0:48,659
best	0:48,356 0:17,294 0:16,086 0:14,927	0:48,398 0:17,352 0:15,987 0:15,002	0:48,554 0:17,462 0:16,123 0:14,952	0:48,644 0:17,399 0:16,099 0:15,082	0:48,659 0:17,446 0:16,183 0:15,030
Runde 1	0:54,200 0:20,341 0:17,772 0:16,087	0:52,980 0:20,065 0:17,357 0:15,558	0:52,637 0:19,794 0:17,062 0:15,781	1:00,553 0:22,273 0:21,216 0:17,064	0:59,994 0:24,707 0:19,388 0:15,899
Runde 2	0:49,416 0:17,927 0:16,411 0:15,078	0:49,141 0:17,758 0:16,299 0:15,084	0:49,654 0:18,030 0:16,487 0:15,137	0:52,747 0:19,588 0:17,530 0:15,629	0:57,092 0:18,310 0:18,317 0:20,465
Runde 3	0:48,700 0:17,429 0:16,296 0:14,975	0:48,707 0:17,406 0:16,219 0:15,082	0:49,163 0:17,826 0:16,343 0:14,994	0:49,998 0:18,352 0:16,448 0:15,198	0:50,036 0:18,153 0:16,659 0:15,224
Runde 4	0:48,440 0:17,350 0:16,121 0:14,969	0:48,707 0:17,549 0:16,156 0:15,002	0:49,021 0:17,791 0:16,206 0:15,024	0:48,779 0:17,528 0:16,153 0:15,098	0:48,984 0:17,650 0:16,271 0:15,063
Runde 5	0:48,356 0:17,337 0:16,092 0:14,927	0:48,398 0:17,352 0:15,987 0:15,059	0:48,649 0:17,462 0:16,159 0:15,028	0:48,750 0:17,449 0:16,219 0:15,082	0:48,841 0:17,576 0:16,188 0:15,077
Runde 6	0:48,403 0:17,294 0:16,086 0:15,023	0:52,645 0:18,021 0:16,433 0:18,191	0:48,554 0:17,479 0:16,123 0:14,952	0:48,644 0:17,399 0:16,099 0:15,146	0:48,748 0:17,471 0:16,208 0:15,069
Runde 7					0:48,659 0:17,446 0:16,183 0:15,030

Qualifying practice DSKC (KZ2) Group 2

Die schnellsten Zeiten

Ort	Nr. Fahrername	Zeit	Streckeil.	Ø Speed
Ziel	332 Roos,Nikolas	0:47,458	1190 m	90,3 km/h
Sektion 1	330 Holzem,Juliano	0:17,007	452 m	95,7 km/h
Sektion 2	332 Roos,Nikolas	0:15,722	368 m	84,3 km/h
Sektion 3	327 Kuypers,Siep	0:14,671	370 m	90,8 km/h

Snr.386 Knappp,Martin		Snr.367 Felbermayr,Horst Felix	
DEU		AUT	
Team NKS		Haak Motorsport	
theoretisch mögliche Bestzeit 0:48,939		theoretisch mögliche Bestzeit 2:38:21,816	
Ziel	Sektion 1 Sektion 2 Sektion 3	Ziel	Sektion 1 Sektion 2 Sektion 3
best	0:49,013 0:17,552 0:16,282 0:15,105	best	38:00,909 0:20,907 0:20,907
Runde 1	0:56,007 0:20,881 0:19,149 0:15,977	Runde 1	0:56,007 0:20,881 0:19,149 0:15,977
Runde 2	0:50,900 0:18,889 0:16,673 0:15,338	Runde 2	0:50,900 0:18,889 0:16,673 0:15,338
Runde 3	0:49,717 0:18,018 0:16,421 0:15,278	Runde 3	0:49,717 0:18,018 0:16,421 0:15,278
Runde 4	0:49,013 0:17,626 0:16,282 0:15,105	Runde 4	0:49,013 0:17,626 0:16,282 0:15,105
Runde 5	0:49,214 0:17,552 0:16,421 0:15,241	Runde 5	0:49,214 0:17,552 0:16,421 0:15,241
Runde 6	0:49,029 0:17,608 0:16,282 0:15,139	Runde 6	0:49,029 0:17,608 0:16,282 0:15,139
Runde 7		Runde 7	

Ziel	Sektion 1	Sektion 2	Sektion 3	Ziel	Sektion 1	Sektion 2	Sektion 3	Ziel	Sektion 1	Sektion 2	Sektion 3

Qualifying practice DSKG (K22) Group 1

Strecke / track: 1190m
started: 27 classified: 27 not classified: 0

Pos	Str. Nr.	Fahrer / Driver	Nation	Bewerber / Sponsor	Nation	Lizenz / R-Lizenz	Chassis / Motor / Reifen G/W	Runden / Laps	Differenz	Abstand / Gap	beste Runde / best Lap	in R. / in L.	o Geschw. / o Speed
1	309	TRÖGER, Niels	DEU	Maranello SRP Factory Team	DEU	18256 16067	Maranello / TM / VEGA	6			0:47,417	6	90,3 km/h
2	312	RACKL, Thomas	DEU	Maranello SRP Factory Team	DEU	10288 16067	Maranello / TM / VEGA	6	0:00,029	0:00,029	0:47,446	5	90,3 km/h
3	315	HENSEN, Linus	DEU	Mach1 Motorsport - Kartschmie.de	DEU	10705 16686	Mach 1 / TM / VEGA	6	0:00,081	0:00,052	0:47,498	6	90,2 km/h
4	328	BOS, Jeroen	NLD	SP Motorsport	NLD	21799 47253	KR / TM / VEGA	6	0:00,169	0:00,088	0:47,586	5	90,0 km/h
5	333	NEGRUTSA, Mark	MDA	BIREL ART RACING KSW	AUT	MDIK230002 BK102	Birel Art / TM / VEGA	6	0:00,173	0:00,004	0:47,590	6	90,0 km/h
6	381	BABAIOANA, Darius	ROU	Dörr Motorsport	DEU	461 16982	KR / IAME / VEGA G	6	0:00,179	0:00,006	0:47,596	6	90,0 km/h
7	351	ALGRE, Ken Oskar	EST	Maranello SRP Factory Team	DEU	23026 16067	Maranello / TM / VEGA G	6	0:00,183	0:00,004	0:47,600	4	90,0 km/h
8	337	LA MARTINA, Vincenzo A	ITA	ORACLE RACING SS D.A.R.L.	ITA	406393 403577	Birel Art / TM / VEGA G	8	0:00,207	0:00,024	0:47,624	6	90,0 km/h
9	316	THOMSEN, Lukas	DEU	Mach1 Motorsport - Kartschmie.de	DEU	12991 16686	Mach 1 / TM / VEGA	6	0:00,221	0:00,014	0:47,638	5	89,9 km/h
10	357	REIBÖCK, Lukas	AUT	BIREL ART RACING KSW	AUT	182158 BK102	Birel Art / TM / VEGA	6	0:00,229	0:00,008	0:47,646	5	89,9 km/h
11	382	FEDERER, Jannick	ITA	Maranello SRP Factory Team	DEU	504448 16067	Maranello / TM / VEGA G	6	0:00,252	0:00,023	0:47,669	4	89,9 km/h
12	366	SCHREYER, Maximilian	DEU	Mach1 Motorsport - Kartschmie.de	DEU	31254 16686	Mach 1 / TM / VEGA	7	0:00,284	0:00,032	0:47,701	7	89,8 km/h
13	335	FELBERMAYR, Emma	AUT	TB Racing Team	DEU	JK2003 12562	KR / TM / VEGA	6	0:00,301	0:00,017	0:47,718	6	89,8 km/h
14	377	WALTER, Luca	DEU	Luca Walter	DEU	14151 14151	Alpha / TM / VEGA G	6	0:00,324	0:00,023	0:47,741	5	89,7 km/h
15	307	SCHENCK, Maurice	DEU	APEX Performance Racing Team	DEU	10412 21544	Maranello / TM / VEGA	6	0:00,396	0:00,072	0:47,813	6	89,6 km/h
16	318	DAMHUIS, Philipp	DEU	Philipp Damhuis	DEU	16926 16926	KR / TM / VEGA	6	0:00,420	0:00,024	0:47,837	6	89,6 km/h
17	375	JALAVA, Aleks	FIN	LA Motorsport	FIN	34752874 50112252	Tony Kart / TM / VEGA G	7	0:00,480	0:00,060	0:47,897	7	89,4 km/h
18	387	VANZAN, Bruno	ITA	Bruno Vanzan	ITA	489753 489753	EKS / TM / VEGA G	8	0:00,500	0:00,020	0:47,917	7	89,4 km/h
19	354	STEINBACH, Oskar	DEU	Georg Steinbach	DEU	10217 BEK1155170	Sodikart / TM / VEGA G	7	0:00,504	0:00,004	0:47,921	6	89,4 km/h
20	383	STANGE, Max	ESP	Dörr Motorsport	DEU	16982 ITE-0251-ESP	KR / IAME / VEGA G	8	0:00,580	0:00,076	0:47,997	6	89,3 km/h
21	313	KACIREK, Petr	CZE	DUCK RACING AUTOKLUB v ACR	CZE	23AS0116 23AT00161	MS Kart / TM / VEGA	6	0:00,751	0:00,171	0:48,168	6	88,9 km/h
22	326	NAUMANN, Christian	DEU	C.K.R. SRL	ITA	29431 300098	CKR / TM / VEGA	6	0:00,826	0:00,075	0:48,243	6	88,8 km/h
23	321	KAPETANIDIS, Vinzent	DEU	AP-Racing	DEU	17239 12921	Birel Art / TM / VEGA	7	0:00,830	0:00,004	0:48,247	7	88,8 km/h
24	391	SCHMARL, Jürgen	AUT	BIREL ART RACING KSW	AUT	JK 2019 / JA1176 BK 102	Birel Art / TM / VEGA G	7	0:00,870	0:00,040	0:48,287	6	88,7 km/h
25	334	VLADIC, Lukas Milos	DEU	Maranello SRP Factory Team	DEU	33833 16067	Maranello / TM / VEGA	6	0:01,029	0:00,159	0:48,446	5	88,4 km/h
26	378	ACHILLEFS, Giannis	GRC	CPB Sport	FRA	5654 232241-1	Sodikart / TM / VEGA G	6	0:01,183	0:00,154	0:48,600	5	88,1 km/h
27	343	STEEN, Bas	NLD	Bas Steen	NLD	31350 31350	CKR / TM / VEGA G	6	0:01,329	0:00,146	0:48,746	5	87,9 km/h

Rennleitung: Uwe Fuchs / Markus Peske Racedirektor: Horst Seidel
Sportkommissare: Nikolas Spaderna / Ulrich Bell / Gerhard Verlaan
Techn. Kommissare: H.-J. Dangers / M. Ambrosius / D. Pietzko / C. Schmidt / G. Mitscherling
Zeitnahme: KART-DATA timing service Franz Schieszler / Manuela Hintner

Zeitnahme / timekeeping

control Franz Schieszler

freigegeben: 10:05:03

Qualifying practice DSKC (KZ2) Group 1

Fahrername Driver	Tröger Niels	Rackl Thomas	Hensen Linus	Bos Jeroen	Negrutsa Mark	Babaioana Darius	Algre Ken Oskar	Vincenzo Alessio	Thomsen Lukas	Reiböck Lukas	Federer Jannick	Schreyer Maximilian
schnellste Runde in Runde	0:47,417 Rn. 6	0:47,446 Rn. 5	0:47,498 Rn. 6	0:47,586 Rn. 5	0:47,590 Rn. 6	0:47,596 Rn. 6	0:47,600 Rn. 4	0:47,624 Rn. 6	0:47,638 Rn. 5	0:47,646 Rn. 5	0:47,669 Rn. 4	0:47,701 Rn. 7
Speed	90,3 km/h	90,3 km/h	90,2 km/h	90,0 km/h	90,0 km/h	90,0 km/h	90,0 km/h	90,0 km/h	89,9 km/h	89,9 km/h	89,9 km/h	89,8 km/h
Lap 1	0:50,117	0:51,204	0:55,161	0:55,547	0:51,097	0:50,984	0:50,264	1:00,650	0:55,124	0:52,324	0:50,208	1:00,586
Lap 2	0:48,348	0:48,195	0:49,519	0:48,829	0:49,604	0:48,551	0:49,146	0:59,278	0:49,624	0:48,761	0:48,900	0:51,199
Lap 3	0:48,104	0:47,630	0:48,054	0:47,966	0:48,100	0:48,030	0:48,057	0:50,548	0:48,084	0:48,155	0:47,779	0:49,369
Lap 4	0:47,465	0:47,773	0:47,529	0:47,688	0:47,619	0:48,019	0:47,600	0:48,911	0:47,800	0:47,751	0:47,669	0:48,265
Lap 5	0:47,724	0:47,446	0:47,739	0:47,586	0:48,225	0:47,738	0:47,659	0:48,098	0:47,638	0:47,646	0:47,686	0:48,146
Lap 6	0:47,417	0:47,493	0:47,498	0:47,701	0:47,590	0:47,596	0:47,687	0:47,624	0:47,742	0:47,691	0:52,671	0:48,023
Lap 7								0:47,888				0:47,701
Lap 8								0:47,691				

Qualifying practice DSKC (KZ2) Group 1

Fahrername Driver	Felbermayr Emma	Walter Luca	Schenck Maurice	Damhuis Philipp	Jalava Aleksi	Vanzan Bruno	Steinbach Oskar	Stange Max	Kacirek Petr	Naumann Christian	Kapetanidis Vinzent	Schmarl Jürgen
schnellste Runde in Runde	0:47,718 Rn. 6	0:47,741 Rn. 5	0:47,813 Rn. 6	0:47,837 Rn. 6	0:47,897 Rn. 7	0:47,917 Rn. 7	0:47,921 Rn. 6	0:47,997 Rn. 6	0:48,168 Rn. 6	0:48,243 Rn. 6	0:48,247 Rn. 7	0:48,287 Rn. 6
Speed	89,8 km/h	89,7 km/h	89,6 km/h	89,6 km/h	89,4 km/h	89,4 km/h	89,4 km/h	89,3 km/h	88,9 km/h	88,8 km/h	88,8 km/h	88,7 km/h
Lap 1	0:54,070	0:53,922	0:54,051	0:55,875	0:55,314	1:00,147	0:55,574	0:59,987	0:54,800	0:52,017	0:54,757	1:07,844
Lap 2	0:49,321	0:48,732	0:49,311	0:49,882	0:50,087	0:52,117	0:50,841	1:03,169	0:50,228	0:49,116	0:52,228	0:50,650
Lap 3	0:48,325	0:48,108	0:48,308	0:48,308	0:48,606	0:50,712	0:48,735	0:50,964	0:48,814	0:48,513	0:49,286	0:48,759
Lap 4	0:47,902	0:47,761	0:47,943	0:48,005	0:48,764	0:48,273	0:48,032	0:49,063	0:48,736	0:48,406	0:48,764	0:48,443
Lap 5	0:47,775	0:47,741	0:47,898	0:47,961	0:48,220	0:47,968	0:48,728	0:48,035	0:48,543	0:48,309	0:48,891	0:48,492
Lap 6	0:47,718	0:47,807	0:47,813	0:47,837	0:48,032	0:48,148	0:47,921	0:47,997	0:48,168	0:48,243	0:48,631	0:48,287
Lap 7					0:47,897	0:47,917	0:48,728	0:48,035			0:48,247	0:48,487
Lap 8						0:47,953		0:48,142				

Qualifying practice DSKC (KZ2) Group 1

Fahrername Driver	Vladic Lukas Milos	Achillefs Giannis	Steen Bas
schnellste Runde in Runde	0:48,446 Rn. 5	0:48,600 Rn. 5	0:48,746 Rn. 5
Speed	88,4 km/h	88,1 km/h	87,9 km/h
Lap 1	0:54,249	0:55,139	0:54,466
Lap 2	0:49,714	0:50,548	0:49,974
Lap 3	0:48,956	0:49,327	0:49,122
Lap 4	0:48,589	0:49,044	0:48,867
Lap 5	0:48,446	0:48,600	0:48,746
Lap 6	0:48,454	0:59,504	0:48,783
Lap 7			
Lap 8			

Qualifying practice DSKC (KZ2) Group 1

Ziel		Sektion 1		Sektion 2		Sektion 3	
Fahrername	Zeit	Fahrername	Zeit	Fahrername	Zeit	Fahrername	Zeit
1 309 Tröger,Niels	0:47,417	381 Babaioana,Darius	0:16,941	333 Negrutsa,Mark	0:15,756	312 Rackl,Thomas	0:14,626
2 312 Rackl,Thomas	0:47,446	366 Schreyer,Maximilian	0:16,958	309 Tröger,Niels	0:15,768	309 Tröger,Niels	0:14,646
3 315 Hensen,Linus	0:47,498	312 Rackl,Thomas	0:16,975	351 Algre,Ken Oskar	0:15,784	337 La Martina,Vincenzo Ale:	0:14,649
4 328 Bos,Jeroen	0:47,586	315 Hensen,Linus	0:16,984	315 Hensen,Linus	0:15,789	315 Hensen,Linus	0:14,677
5 333 Negrutsa,Mark	0:47,590	309 Tröger,Niels	0:16,993	382 Federer,Jannick	0:15,794	357 Reiböck,Lukas	0:14,700
6 381 Babaioana,Darius	0:47,596	333 Negrutsa,Mark	0:16,995	328 Bos,Jeroen	0:15,804	351 Algre,Ken Oskar	0:14,703
7 351 Algre,Ken Oskar	0:47,600	316 Thomsen,Lukas	0:17,029	357 Reiböck,Lukas	0:15,808	381 Babaioana,Darius	0:14,708
8 337 La Martina,Vincenzo Ale:	0:47,624	328 Bos,Jeroen	0:17,035	318 Damhuis,Philipp	0:15,819	333 Negrutsa,Mark	0:14,717
9 316 Thomsen,Lukas	0:47,638	382 Federer,Jannick	0:17,037	312 Rackl,Thomas	0:15,831	307 Schenck,Maurice	0:14,727
10 357 Reiböck,Lukas	0:47,646	337 La Martina,Vincenzo Ale:	0:17,051	377 Walter,Luca	0:15,834	328 Bos,Jeroen	0:14,731
11 382 Federer,Jannick	0:47,669	335 Felbermayr,Emma	0:17,056	337 La Martina,Vincenzo Ale:	0:15,838	382 Federer,Jannick	0:14,733
12 366 Schreyer,Maximilian	0:47,701	351 Algre,Ken Oskar	0:17,071	335 Felbermayr,Emma	0:15,839	377 Walter,Luca	0:14,753
13 335 Felbermayr,Emma	0:47,718	357 Reiböck,Lukas	0:17,076	316 Thomsen,Lukas	0:15,852	316 Thomsen,Lukas	0:14,757
14 377 Walter,Luca	0:47,741	375 Jalava,Aleksi	0:17,092	375 Jalava,Aleksi	0:15,881	335 Felbermayr,Emma	0:14,767
15 307 Schenck,Maurice	0:47,813	307 Schenck,Maurice	0:17,115	387 Vanzan,Bruno	0:15,903	375 Jalava,Aleksi	0:14,795
16 318 Damhuis,Philipp	0:47,837	377 Walter,Luca	0:17,118	381 Babaioana,Darius	0:15,911	387 Vanzan,Bruno	0:14,801
17 375 Jalava,Aleksi	0:47,897	354 Steinbach,Oskar	0:17,123	366 Schreyer,Maximilian	0:15,925	318 Damhuis,Philipp	0:14,808
18 387 Vanzan,Bruno	0:47,917	387 Vanzan,Bruno	0:17,128	307 Schenck,Maurice	0:15,936	383 Stange,Max	0:14,811
19 354 Steinbach,Oskar	0:47,921	383 Stange,Max	0:17,164	383 Stange,Max	0:15,946	366 Schreyer,Maximilian	0:14,818
20 383 Stange,Max	0:47,997	313 Kacirek,Petr	0:17,169	354 Steinbach,Oskar	0:15,954	354 Steinbach,Oskar	0:14,844
21 313 Kacirek,Petr	0:48,168	318 Damhuis,Philipp	0:17,195	326 Naumann,Christian	0:15,976	334 Vlastic,Lukas Milos	0:14,873
22 326 Naumann,Christian	0:48,243	326 Naumann,Christian	0:17,240	391 Schmarl,Jürgen	0:16,009	391 Schmarl,Jürgen	0:14,887
23 321 Kapetanidis,Vinzent	0:48,247	321 Kapetanidis,Vinzent	0:17,264	313 Kacirek,Petr	0:16,012	326 Naumann,Christian	0:14,913
24 391 Schmarl,Jürgen	0:48,287	391 Schmarl,Jürgen	0:17,287	321 Kapetanidis,Vinzent	0:16,043	321 Kapetanidis,Vinzent	0:14,940
25 334 Vlastic,Lukas Milos	0:48,446	378 Achillefs,Giannis	0:17,347	334 Vlastic,Lukas Milos	0:16,049	313 Kacirek,Petr	0:14,987
26 378 Achillefs,Giannis	0:48,600	334 Vlastic,Lukas Milos	0:17,417	343 Steen,Bas	0:16,199	378 Achillefs,Giannis	0:14,987
27 343 Steen,Bas	0:48,746	343 Steen,Bas	0:17,482	378 Achillefs,Giannis	0:16,206	343 Steen,Bas	0:15,025



Qualifying practice DSKG (K22) Group 1

Die schnellsten Zeiten

Ort	Nr. Fahrername	Streckentl.	Zeit	Ø Speed
Ziel	309 Tröger,Niels	1190 m	0:47,417	90,3 km/h
Sektion 1	381 Baboicana,Darius	452 m	0:16,941	96,1 km/h
Sektion 2	333 Negrutsa,Mark	368 m	0:15,756	84,1 km/h
Sektion 3	312 Rackl,Thomas	370 m	0:14,626	91,1 km/h

	Stmr.309 Tröger,Niels DEU Maramello SRP Factory Team theoretisch mögliche Bestzeit 0:47,407	Stmr.312 Rackl,Thomas DEU Maramello SRP Factory Team theoretisch mögliche Bestzeit 0:47,432	Stmr.315 Hensen,Linus DEU Mach1 Motorsport - Kartschmie.de theoretisch mögliche Bestzeit 0:47,450	Stmr.328 Bos,Jeroen NLD SP Motorsport theoretisch mögliche Bestzeit 0:47,570	Stmr.333 Negrutsa,Mark MDA BIREL ART RACING KSW theoretisch mögliche Bestzeit 0:47,468
best	Ziel 0:47,417 0:16,993 0:15,768 0:14,646	Ziel 0:47,446 0:16,975 0:15,831 0:14,626	Ziel 0:47,498 0:16,984 0:15,789 0:14,677	Ziel 0:47,586 0:17,035 0:15,804 0:14,731	Ziel 0:47,590 0:16,995 0:15,756 0:14,717
Runde 1	0:50,117 0:18,566 0:16,470 0:15,081	0:51,204 0:18,601 0:17,303 0:15,300	0:55,161 0:21,250 0:18,598 0:15,313	0:55,547 0:20,057 0:19,912 0:15,578	0:51,097 0:18,839 0:16,990 0:15,268
Runde 2	0:48,348 0:17,514 0:16,021 0:14,813	0:48,195 0:17,351 0:16,027 0:14,817	0:49,519 0:17,453 0:16,141 0:15,925	0:48,829 0:17,636 0:16,262 0:14,931	0:49,604 0:17,730 0:16,808 0:15,066
Runde 3	0:48,104 0:17,438 0:15,888 0:14,778	0:47,630 0:17,106 0:15,851 0:14,673	0:48,054 0:17,337 0:15,948 0:14,769	0:47,966 0:17,237 0:15,956 0:14,773	0:48,100 0:17,403 0:15,902 0:14,795
Runde 4	0:47,465 0:17,023 0:15,790 0:14,652	0:47,773 0:17,185 0:15,925 0:14,663	0:47,529 0:17,037 0:15,789 0:14,703	0:47,688 0:17,077 0:15,860 0:14,751	0:47,619 0:16,995 0:15,907 0:14,717
Runde 5	0:47,724 0:17,042 0:15,768 0:14,914	0:47,446 0:16,989 0:15,831 0:14,626	0:47,739 0:17,038 0:15,963 0:14,738	0:47,586 0:17,051 0:15,804 0:14,731	0:48,225 0:17,494 0:15,988 0:14,743
Runde 6	0:47,417 0:16,993 0:15,778 0:14,646	0:47,493 0:16,975 0:15,881 0:14,637	0:47,498 0:16,984 0:15,837 0:14,677	0:47,701 0:17,085 0:15,933 0:14,733	0:47,590 0:17,104 0:15,756 0:14,730
Runde 7					

Qualifying practice DSKG (K22) Group 1

Die schnellsten Zeiten

Ort	Nr. Fahrername	Streckenl.	ø Speed
Ziel	309 Tröger,Niels	1190 m	90,3 km/h
Sektion 1	381 Babaioana,Darius	452 m	96,1 km/h
Sektion 2	333 Negrusa,Mark	368 m	84,1 km/h
Sektion 3	312 Rackl,Thomas	370 m	91,1 km/h

	Snr.381 Babaioana,Darius ROU Dörr Motorsport theoretisch mögliche Bestzeit 0:47,560	Snr.351 Algre,Ken Oskar EST Maranello SRP Factory Team theoretisch mögliche Bestzeit 0:47,558	Snr.337 La Martino,Vincenzo Alessio ITA ORACLE RACING SS D.A.R.L. theoretisch mögliche Bestzeit 0:47,538	Snr.316 Thomsen,Lukas DEU Mach1 Motorsport - Kartschmie.de theoretisch mögliche Bestzeit 0:47,638	Snr.357 Reiböck,Lukas AUT BIREL ART RACING KSW theoretisch mögliche Bestzeit 0:47,584
best	Ziel Sektion 1 Sektion 2 Sektion 3 0:47,596 0:16,941 0:15,911 0:14,708	Ziel Sektion 1 Sektion 2 Sektion 3 0:47,600 0:17,071 0:15,784 0:14,703	Ziel Sektion 1 Sektion 2 Sektion 3 0:47,624 0:17,051 0:15,838 0:14,649	Ziel Sektion 1 Sektion 2 Sektion 3 0:47,638 0:17,029 0:15,852 0:14,757	Ziel Sektion 1 Sektion 2 Sektion 3 0:47,646 0:17,076 0:15,808 0:14,700
Runde 1	0:50,984 0:18,250 0:17,571 0:15,163	0:50,264 0:18,582 0:16,649 0:15,033	1:00,650 0:23,299 0:19,307 0:18,044	0:55,124 0:21,329 0:18,497 0:15,298	0:52,324 0:19,821 0:17,112 0:15,391
Runde 2	0:48,551 0:17,498 0:16,120 0:14,933	0:49,146 0:17,923 0:16,319 0:14,904	0:59,278 0:21,233 0:20,636 0:17,409	0:49,624 0:17,540 0:16,176 0:15,908	0:48,761 0:17,664 0:16,109 0:14,988
Runde 3	0:48,030 0:17,190 0:16,041 0:14,799	0:48,057 0:17,477 0:15,839 0:14,741	0:50,548 0:18,362 0:16,764 0:15,422	0:48,084 0:17,333 0:15,983 0:14,768	0:48,155 0:17,266 0:16,050 0:14,839
Runde 4	0:48,019 0:17,255 0:16,020 0:14,744	0:47,600 0:17,071 0:15,826 0:14,703	0:48,911 0:17,436 0:16,356 0:15,119	0:47,800 0:17,095 0:15,924 0:14,781	0:47,751 0:17,181 0:15,808 0:14,762
Runde 5	0:47,738 0:17,047 0:15,911 0:14,780	0:47,659 0:17,128 0:15,784 0:14,747	0:48,098 0:17,351 0:15,997 0:14,750	0:47,638 0:17,029 0:15,852 0:14,757	0:47,646 0:17,076 0:15,842 0:14,728
Runde 6	0:47,596 0:16,941 0:15,947 0:14,708	0:47,687 0:17,097 0:15,802 0:14,788	0:47,624 0:17,066 0:15,909 0:14,649	0:47,742 0:17,054 0:15,917 0:14,771	0:47,691 0:17,164 0:15,827 0:14,700
Runde 7			0:47,888 0:17,153 0:15,968 0:14,767		
Runde 8			0:47,691 0:17,051 0:15,838 0:14,802		

Qualifying practice DSKG (K22) Group 1

Die schnellsten Zeiten

Ort	Nr. Fahrername	Streckenkil.	ø Speed
Ziel	309 Tröger,Niels	1190 m	90,3 km/h
Sektion 1	381 Baboicana,Darius	452 m	96,1 km/h
Sektion 2	333 Negrusa,Mark	368 m	84,1 km/h
Sektion 3	312 Rackl,Thomas	370 m	91,1 km/h

	Smr.382 Federer,Jannick ITA Maramello SRP Factory Team theoretisch mögliche Bestzeit 0:47,564	Smr.366 Schreyer,Maximilian DEU Mach1 Motorsport - Kartschmie.de theoretisch mögliche Bestzeit 0:47,701	Smr.335 Felbermayr,Emma AUT TB Racing Team theoretisch mögliche Bestzeit 0:47,662	Smr.377 Walther,Luca DEU Luca Walther theoretisch mögliche Bestzeit 0:47,705	Smr.307 Schenck,Maurice DEU APEX Performance Racing Team theoretisch mögliche Bestzeit 0:47,778
best	Ziel Sektion 1 Sektion 2 Sektion 3 0:47,669 0:17,037 0:15,794 0:14,733	Ziel Sektion 1 Sektion 2 Sektion 3 0:47,701 0:16,958 0:15,925 0:14,818	Ziel Sektion 1 Sektion 2 Sektion 3 0:47,718 0:17,056 0:15,839 0:14,767	Ziel Sektion 1 Sektion 2 Sektion 3 0:47,741 0:17,118 0:15,834 0:14,753	Ziel Sektion 1 Sektion 2 Sektion 3 0:47,813 0:17,115 0:15,936 0:14,727
Runde 1	0:50,208 0:18,553 0:16,659 0:14,996	1:00,586 0:21,699 0:21,931 0:16,956	0:54,070 0:20,735 0:17,746 0:15,589	0:53,922 0:20,489 0:17,776 0:15,657	0:54,051 0:20,994 0:17,632 0:15,425
Runde 2	0:48,900 0:17,699 0:16,237 0:14,964	0:51,199 0:19,029 0:16,798 0:15,372	0:49,321 0:17,849 0:16,401 0:15,071	0:48,732 0:17,750 0:16,124 0:14,858	0:49,311 0:17,986 0:16,303 0:15,022
Runde 3	0:47,779 0:17,122 0:15,924 0:14,733	0:49,369 0:17,779 0:16,471 0:15,119	0:48,325 0:17,331 0:16,100 0:14,894	0:48,108 0:17,350 0:15,945 0:14,813	0:48,308 0:17,332 0:16,077 0:14,899
Runde 4	0:47,669 0:17,037 0:15,883 0:14,749	0:48,265 0:17,195 0:16,173 0:14,897	0:47,902 0:17,205 0:15,904 0:14,793	0:47,761 0:17,174 0:15,834 0:14,753	0:47,943 0:17,219 0:15,969 0:14,755
Runde 5	0:47,686 0:17,055 0:15,794 0:14,837	0:48,146 0:17,232 0:15,997 0:14,917	0:47,775 0:17,126 0:15,882 0:14,767	0:47,741 0:17,118 0:15,851 0:14,772	0:47,898 0:17,213 0:15,958 0:14,727
Runde 6	0:52,671 0:17,252 0:15,885 0:19,534	0:48,023 0:17,060 0:16,028 0:14,935	0:47,718 0:17,056 0:15,839 0:14,823	0:47,807 0:17,144 0:15,872 0:14,791	0:47,813 0:17,115 0:15,936 0:14,762
Runde 7		0:47,701 0:16,958 0:15,925 0:14,818			
Runde 8					

Qualifying practice DSKG (K22) Group 1

Die schnellsten Zeiten

Ort	Nr. Fahrername	Streckenkil.	ø Speed
Ziel	309 Tröger,Niels	1190 m	90,3 km/h
Sektion 1	381 Baboicana,Darius	452 m	96,1 km/h
Sektion 2	333 Negrusa,Mark	368 m	84,1 km/h
Sektion 3	312 Rackl,Thomas	370 m	91,1 km/h

	Snr.318 Damhuis,Philipp DEU Philipp Damhuis theoretisch mögliche Bestzeit 0:47,822	Snr.375 Jalava,Aleksi FIN LA Motorsport theoretisch mögliche Bestzeit 0:47,768	Snr.387 Vanzan,Bruno ITA Bruno Vanzan theoretisch mögliche Bestzeit 0:47,832	Snr.354 Steinbach,Oskar DEU Georg Steinbach theoretisch mögliche Bestzeit 0:47,921	Snr.383 Stange,Max ESP Dörr Motorsport theoretisch mögliche Bestzeit 0:47,921
best	0:47,837 0:17,195 0:15,819 0:14,808	0:47,897 0:17,092 0:15,881 0:14,795	0:47,917 0:17,128 0:15,903 0:14,801	0:47,921 0:17,123 0:15,954 0:14,844	0:47,997 0:17,164 0:15,946 0:14,811
Runde 1	0:55,875 0:22,680 0:17,594 0:15,601	0:55,314 0:19,612 0:17,936 0:17,766	1:00,147 0:24,799 0:19,361 0:15,987	0:55,574 0:19,559 0:17,999 0:18,016	0:59,987 0:24,253 0:18,623 0:17,111
Runde 2	0:49,882 0:17,900 0:16,850 0:15,132	0:50,087 0:17,443 0:17,572 0:15,072	0:52,117 0:18,899 0:17,090 0:16,128	0:50,841 0:18,422 0:17,221 0:15,198	1:03,169 0:21,650 0:21,846 0:19,673
Runde 3	0:48,308 0:17,362 0:16,051 0:14,895	0:48,606 0:17,521 0:16,208 0:14,877	0:50,712 0:17,890 0:16,366 0:16,456	0:48,735 0:17,761 0:16,026 0:14,948	0:50,964 0:18,216 0:17,570 0:15,178
Runde 4	0:48,005 0:17,259 0:15,938 0:14,808	0:48,764 0:17,218 0:16,471 0:15,075	0:48,273 0:17,291 0:16,081 0:14,901	0:48,032 0:17,172 0:16,014 0:14,846	0:49,063 0:17,947 0:16,189 0:14,927
Runde 5	0:47,961 0:17,221 0:15,906 0:14,834	0:48,220 0:17,092 0:16,284 0:14,844	0:47,968 0:17,183 0:15,984 0:14,801	0:48,728 0:17,646 0:16,131 0:14,951	0:48,035 0:17,196 0:15,949 0:14,890
Runde 6	0:47,837 0:17,195 0:15,819 0:14,823	0:48,032 0:17,120 0:16,115 0:14,797	0:48,148 0:17,264 0:16,038 0:14,846	0:47,921 0:17,123 0:15,954 0:14,844	0:47,997 0:17,222 0:15,946 0:14,829
Runde 7		0:47,897 0:17,221 0:15,881 0:14,795	0:47,917 0:17,183 0:15,903 0:14,831	0:48,728 0:17,129 0:16,002 0:15,597	0:48,035 0:17,183 0:16,041 0:14,811
Runde 8			0:47,953 0:17,128 0:16,007 0:14,818	0:48,142 0:17,164 0:16,109 0:14,869	

Qualifying practice DSKG (K22) Group 1

Die schnellsten Zeiten

Ort	Nr. Fahrername	Zeit	Streckenl.	Ø Speed
Ziel	309 Tröger,Niels	0:47,417	1190 m	90,3 km/h
Sektion 1	381 Baboicana,Darius	0:16,941	452 m	96,1 km/h
Sektion 2	333 Negrusa,Mark	0:15,756	368 m	84,1 km/h
Sektion 3	312 Rackl,Thomas	0:14,626	370 m	91,1 km/h

	Stmr.313 Kacirek, Petr CZE DUCK RACING AUTOKLUB v ACR theoretisch mögliche Bestzeit 0:48,168	Stmr.326 Naumann,Christian DEU C.K.R. SRL theoretisch mögliche Bestzeit 0:48,129	Stmr.321 Kapetanidis,Vinzent DEU AP-Racing theoretisch mögliche Bestzeit 0:48,247	Stmr.391 Schmarl,Jürgen AUT BIREL ART RACING KSW theoretisch mögliche Bestzeit 0:48,183	Stmr.334 Vladic,Lukas Milos DEU Maranello SRP Factory Team theoretisch mögliche Bestzeit 0:48,339
best	Ziel 0:48,168	Ziel 0:48,243	Ziel 0:48,247	Ziel 0:48,287	Ziel 0:48,446
Runde 1	0:54,800	0:52,017	0:54,757	1:07,844	0:54,249
Runde 2	0:50,228	0:49,116	0:52,228	0:50,650	0:49,714
Runde 3	0:48,814	0:48,513	0:49,286	0:48,759	0:48,956
Runde 4	0:48,736	0:48,406	0:48,764	0:48,443	0:48,589
Runde 5	0:48,543	0:48,309	0:48,891	0:48,492	0:48,446
Runde 6	0:48,168	0:48,243	0:48,631	0:48,287	0:48,454
Runde 7	0:17,169	0:17,169	0:17,264	0:17,287	0:17,417
Runde 8	0:16,012	0:16,012	0:16,043	0:16,145	0:16,069
	0:14,987	0:14,913	0:14,940	0:14,887	0:14,873
	0:16,241	0:15,489	0:18,707	0:22,926	0:20,144
	0:15,421	0:16,237	0:17,884	0:16,807	0:18,378
	0:15,092	0:16,173	0:16,404	0:16,332	0:16,579
	0:15,072	0:16,090	0:16,319	0:16,147	0:16,325
	0:15,141	0:15,976	0:16,140	0:16,124	0:16,166
	0:14,987	0:16,090	0:16,252	0:16,009	0:16,049
		0:14,913	0:16,043	0:16,145	0:16,069
			0:14,940	0:14,940	0:14,968

Qualifying practice DSKC (K22) Group 1

Die schnellsten Zeiten

Ort	Nr. Fahrername	Zeit	Streckenl.	ø Speed
Ziel	309 Tröger,Niels	0:47,417	1190 m	90,3 km/h
Sektion 1	381 Baboianca,Darius	0:16,941	452 m	96,1 km/h
Sektion 2	333 Negrusa,Mark	0:15,756	368 m	84,1 km/h
Sektion 3	312 Rackd,Thomas	0:14,626	370 m	91,1 km/h

	Stnr.378 Achilleis,Giannisis GRC	Stnr.343 Steen,Bas NLD	Ziel	Sektion 1	Sektion 2	Sektion 3	Ziel	Sektion 1	Sektion 2	Sektion 3	Ziel
	theoretisch mögliche Bestzeit 0:48,540	theoretisch mögliche Bestzeit 0:48,706									
best	Ziel Sektion 1 Sektion 2 Sektion 3 0:48,600 0:17,347 0:16,206 0:14,987	Ziel Sektion 1 Sektion 2 Sektion 3 0:48,746 0:17,482 0:16,199 0:15,025									
Runde 1	0:55,139 0:20,641 0:18,061 0:16,437	0:54,466 0:20,304 0:18,455 0:15,707									
Runde 2	0:50,548 0:18,367 0:16,920 0:15,261	0:49,974 0:18,199 0:16,551 0:15,224									
Runde 3	0:49,327 0:17,958 0:16,382 0:14,987	0:49,122 0:17,659 0:16,377 0:15,086									
Runde 4	0:49,044 0:17,514 0:16,348 0:15,182	0:48,867 0:17,560 0:16,230 0:15,077									
Runde 5	0:48,600 0:17,347 0:16,206 0:15,047	0:48,746 0:17,482 0:16,239 0:15,025									
Runde 6	0:59,504 0:17,723 0:19,480 0:22,301	0:48,783 0:17,542 0:16,199 0:15,042									
Runde 7											

Qualifying practice DSKC (KZ2) Group 1

Ziel		Sektion 1		Sektion 2		Sektion 3	
Fahrername	Zeit	Fahrername	Zeit	Fahrername	Zeit	Fahrername	Zeit
1 309 Tröger,Niels	0:47,417	381 Babaioana,Darius	0:16,941	333 Negrutsa,Mark	0:15,756	312 Rackl,Thomas	0:14,626
2 312 Rackl,Thomas	0:47,446	366 Schreyer,Maximilian	0:16,958	309 Tröger,Niels	0:15,768	309 Tröger,Niels	0:14,646
3 315 Hensen,Linus	0:47,498	312 Rackl,Thomas	0:16,975	351 Algre,Ken Oskar	0:15,784	337 La Martina,Vincenzo Ale:	0:14,649
4 328 Bos,Jeroen	0:47,586	315 Hensen,Linus	0:16,984	315 Hensen,Linus	0:15,789	315 Hensen,Linus	0:14,677
5 333 Negrutsa,Mark	0:47,590	309 Tröger,Niels	0:16,993	382 Federer,Jannick	0:15,794	357 Reiböck,Lukas	0:14,700
6 381 Babaioana,Darius	0:47,596	333 Negrutsa,Mark	0:16,995	328 Bos,Jeroen	0:15,804	351 Algre,Ken Oskar	0:14,703
7 351 Algre,Ken Oskar	0:47,600	316 Thomsen,Lukas	0:17,029	357 Reiböck,Lukas	0:15,808	381 Babaioana,Darius	0:14,708
8 337 La Martina,Vincenzo Ale:	0:47,624	328 Bos,Jeroen	0:17,035	318 Damhuis,Philipp	0:15,819	333 Negrutsa,Mark	0:14,717
9 316 Thomsen,Lukas	0:47,638	382 Federer,Jannick	0:17,037	312 Rackl,Thomas	0:15,831	307 Schenck,Maurice	0:14,727
10 357 Reiböck,Lukas	0:47,646	337 La Martina,Vincenzo Ale:	0:17,051	377 Walter,Luca	0:15,834	328 Bos,Jeroen	0:14,731
11 382 Federer,Jannick	0:47,669	335 Felbermayr,Emma	0:17,056	337 La Martina,Vincenzo Ale:	0:15,838	382 Federer,Jannick	0:14,733
12 366 Schreyer,Maximilian	0:47,701	351 Algre,Ken Oskar	0:17,071	335 Felbermayr,Emma	0:15,839	377 Walter,Luca	0:14,753
13 335 Felbermayr,Emma	0:47,718	357 Reiböck,Lukas	0:17,076	316 Thomsen,Lukas	0:15,852	316 Thomsen,Lukas	0:14,757
14 377 Walter,Luca	0:47,741	375 Jalava,Aleksi	0:17,092	375 Jalava,Aleksi	0:15,881	335 Felbermayr,Emma	0:14,767
15 307 Schenck,Maurice	0:47,813	307 Schenck,Maurice	0:17,115	387 Vanzan,Bruno	0:15,903	375 Jalava,Aleksi	0:14,795
16 318 Damhuis,Philipp	0:47,837	377 Walter,Luca	0:17,118	381 Babaioana,Darius	0:15,911	387 Vanzan,Bruno	0:14,801
17 375 Jalava,Aleksi	0:47,897	354 Steinbach,Oskar	0:17,123	366 Schreyer,Maximilian	0:15,925	318 Damhuis,Philipp	0:14,808
18 387 Vanzan,Bruno	0:47,917	387 Vanzan,Bruno	0:17,128	307 Schenck,Maurice	0:15,936	383 Stange,Max	0:14,811
19 354 Steinbach,Oskar	0:47,921	383 Stange,Max	0:17,164	383 Stange,Max	0:15,946	366 Schreyer,Maximilian	0:14,818
20 383 Stange,Max	0:47,997	313 Kacirek,Petr	0:17,169	354 Steinbach,Oskar	0:15,954	354 Steinbach,Oskar	0:14,844
21 313 Kacirek,Petr	0:48,168	318 Damhuis,Philipp	0:17,195	326 Naumann,Christian	0:15,976	334 Vlastic,Lukas Milos	0:14,873
22 326 Naumann,Christian	0:48,243	326 Naumann,Christian	0:17,240	391 Schmarl,Jürgen	0:16,009	391 Schmarl,Jürgen	0:14,887
23 321 Kapetanidis,Vinzent	0:48,247	321 Kapetanidis,Vinzent	0:17,264	313 Kacirek,Petr	0:16,012	326 Naumann,Christian	0:14,913
24 391 Schmarl,Jürgen	0:48,287	391 Schmarl,Jürgen	0:17,287	321 Kapetanidis,Vinzent	0:16,043	321 Kapetanidis,Vinzent	0:14,940
25 334 Vlastic,Lukas Milos	0:48,446	378 Achillefs,Giannis	0:17,347	334 Vlastic,Lukas Milos	0:16,049	313 Kacirek,Petr	0:14,987
26 378 Achillefs,Giannis	0:48,600	334 Vlastic,Lukas Milos	0:17,417	343 Steen,Bas	0:16,199	378 Achillefs,Giannis	0:14,987
27 343 Steen,Bas	0:48,746	343 Steen,Bas	0:17,482	378 Achillefs,Giannis	0:16,206	343 Steen,Bas	0:15,025



Qualifying practice DSKG (K22) Group 1

Die schnellsten Zeiten

Ort	Nr. Fahrername	Streckentl.	Zeit	Ø Speed
Ziel	309 Tröger,Niels	1190 m	0:47,417	90,3 km/h
Sektion 1	381 Baboicana,Darius	452 m	0:16,941	96,1 km/h
Sektion 2	333 Negrutsa,Mark	368 m	0:15,756	84,1 km/h
Sektion 3	312 Rackl,Thomas	370 m	0:14,626	91,1 km/h

	Stmr.309 Tröger,Niels DEU Maramello SRP Factory Team theoretisch mögliche Bestzeit 0:47,407	Stmr.312 Rackl,Thomas DEU Maramello SRP Factory Team theoretisch mögliche Bestzeit 0:47,432	Stmr.315 Hensen,Linus DEU Mach1 Motorsport - Kartschmie.de theoretisch mögliche Bestzeit 0:47,450	Stmr.328 Bos,Jeroen NLD SP Motorsport theoretisch mögliche Bestzeit 0:47,570	Stmr.333 Negrutsa,Mark MDA BIREL ART RACING KSW theoretisch mögliche Bestzeit 0:47,468
best	Ziel 0:47,417 0:16,993 0:15,768 0:14,646	Ziel 0:47,446 0:16,975 0:15,831 0:14,626	Ziel 0:47,498 0:16,984 0:15,789 0:14,677	Ziel 0:47,586 0:17,035 0:15,804 0:14,731	Ziel 0:47,590 0:16,995 0:15,756 0:14,717
Runde 1	0:50,117 0:18,566 0:16,470 0:15,081	0:51,204 0:18,601 0:17,303 0:15,300	0:55,161 0:21,250 0:18,598 0:15,313	0:55,547 0:20,057 0:19,912 0:15,578	0:51,097 0:18,839 0:16,990 0:15,268
Runde 2	0:48,348 0:17,514 0:16,021 0:14,813	0:48,195 0:17,351 0:16,027 0:14,817	0:49,519 0:17,453 0:16,141 0:15,925	0:48,829 0:17,636 0:16,262 0:14,931	0:49,604 0:17,730 0:16,808 0:15,066
Runde 3	0:48,104 0:17,438 0:15,888 0:14,778	0:47,630 0:17,106 0:15,851 0:14,673	0:48,054 0:17,337 0:15,948 0:14,769	0:47,966 0:17,237 0:15,956 0:14,773	0:48,100 0:17,403 0:15,902 0:14,795
Runde 4	0:47,465 0:17,023 0:15,790 0:14,652	0:47,773 0:17,185 0:15,925 0:14,663	0:47,529 0:17,037 0:15,789 0:14,703	0:47,688 0:17,077 0:15,860 0:14,751	0:47,619 0:16,995 0:15,907 0:14,717
Runde 5	0:47,724 0:17,042 0:15,768 0:14,914	0:47,446 0:16,989 0:15,831 0:14,626	0:47,739 0:17,038 0:15,963 0:14,738	0:47,586 0:17,051 0:15,804 0:14,731	0:48,225 0:17,494 0:15,988 0:14,743
Runde 6	0:47,417 0:16,993 0:15,778 0:14,646	0:47,493 0:16,975 0:15,881 0:14,637	0:47,498 0:16,984 0:15,837 0:14,677	0:47,701 0:17,085 0:15,933 0:14,733	0:47,590 0:17,104 0:15,756 0:14,730
Runde 7					

Qualifying practice DSKG (K22) Group 1

Die schnellsten Zeiten

Ort	Nr. Fahrername	Streckenl.	ø Speed
Ziel	309 Tröger,Niels	1190 m	90,3 km/h
Sektion 1	381 Babaioana,Darius	452 m	96,1 km/h
Sektion 2	333 Negrusa,Mark	368 m	84,1 km/h
Sektion 3	312 Rackl,Thomas	370 m	91,1 km/h

	Snr.381 Babaioana,Darius ROU Dörr Motorsport theoretisch mögliche Bestzeit 0:47,560	Snr.351 Algre,Ken Oskar EST Maranello SRP Factory Team theoretisch mögliche Bestzeit 0:47,558	Snr.337 La Martino,Vincenzo Alessio ITA ORACLE RACING SS D.A.R.L. theoretisch mögliche Bestzeit 0:47,538	Snr.316 Thomsen,Lukas DEU Mach1 Motorsport - Kartschmie.de theoretisch mögliche Bestzeit 0:47,638	Snr.357 Reiböck,Lukas AUT BIREL ART RACING KSW theoretisch mögliche Bestzeit 0:47,584
best	Ziel Sektion 1 Sektion 2 Sektion 3 0:47,596 0:16,941 0:15,911 0:14,708	Ziel Sektion 1 Sektion 2 Sektion 3 0:47,600 0:17,071 0:15,784 0:14,703	Ziel Sektion 1 Sektion 2 Sektion 3 0:47,624 0:17,051 0:15,838 0:14,649	Ziel Sektion 1 Sektion 2 Sektion 3 0:47,638 0:17,029 0:15,852 0:14,757	Ziel Sektion 1 Sektion 2 Sektion 3 0:47,646 0:17,076 0:15,808 0:14,700
Runde 1	0:50,984 0:18,250 0:17,571 0:15,163	0:50,264 0:18,582 0:16,649 0:15,033	1:00,650 0:23,299 0:19,307 0:18,044	0:55,124 0:21,329 0:18,497 0:15,298	0:52,324 0:19,821 0:17,112 0:15,391
Runde 2	0:48,551 0:17,498 0:16,120 0:14,933	0:49,146 0:17,923 0:16,319 0:14,904	0:59,278 0:21,233 0:20,636 0:17,409	0:49,624 0:17,540 0:16,176 0:15,908	0:48,761 0:17,664 0:16,109 0:14,988
Runde 3	0:48,030 0:17,190 0:16,041 0:14,799	0:48,057 0:17,477 0:15,839 0:14,741	0:50,548 0:18,362 0:16,764 0:15,422	0:48,084 0:17,333 0:15,983 0:14,768	0:48,155 0:17,266 0:16,050 0:14,839
Runde 4	0:48,019 0:17,255 0:16,020 0:14,744	0:47,600 0:17,071 0:15,826 0:14,703	0:48,911 0:17,436 0:16,356 0:15,119	0:47,800 0:17,095 0:15,924 0:14,781	0:47,751 0:17,181 0:15,808 0:14,762
Runde 5	0:47,738 0:17,047 0:15,911 0:14,780	0:47,659 0:17,128 0:15,784 0:14,747	0:48,098 0:17,351 0:15,997 0:14,750	0:47,638 0:17,029 0:15,852 0:14,757	0:47,646 0:17,076 0:15,842 0:14,728
Runde 6	0:47,596 0:16,941 0:15,947 0:14,708	0:47,687 0:17,097 0:15,802 0:14,788	0:47,624 0:17,066 0:15,909 0:14,649	0:47,742 0:17,054 0:15,917 0:14,771	0:47,691 0:17,164 0:15,827 0:14,700
Runde 7			0:47,888 0:17,153 0:15,968 0:14,767		
Runde 8			0:47,691 0:17,051 0:15,838 0:14,802		

Qualifying practice DSKG (K22) Group 1

Die schnellsten Zeiten

Ort	Nr. Fahrername	Streckentl.	ø Speed
Ziel	309 Tröger,Niels	1190 m	90,3 km/h
Sektion 1	381 Baboicana,Darius	452 m	96,1 km/h
Sektion 2	333 Negrusa,Mark	368 m	84,1 km/h
Sektion 3	312 Rackl,Thomas	370 m	91,1 km/h

	Smr.382 Federer,Jannick ITA Maramello SRP Factory Team theoretisch mögliche Bestzeit 0:47,564	Smr.366 Schreyer,Maximilian DEU Mach1 Motorsport - Kartschmie.de theoretisch mögliche Bestzeit 0:47,701	Smr.335 Felbermayr,Emma AUT TB Racing Team theoretisch mögliche Bestzeit 0:47,662	Smr.377 Walther,Luca DEU Luca Walther theoretisch mögliche Bestzeit 0:47,705	Smr.307 Schenck,Maurice DEU APEX Performance Racing Team theoretisch mögliche Bestzeit 0:47,778
best	Ziel 0:47,669 0:17,037 0:15,794 0:14,733	Ziel 0:47,701 0:16,958 0:15,925 0:14,818	Ziel 0:47,718 0:17,056 0:15,839 0:14,767	Ziel 0:47,741 0:17,118 0:15,834 0:14,753	Ziel 0:47,813 0:17,115 0:15,936 0:14,727
Runde 1	0:50,208 0:18,553 0:16,659 0:14,996	1:00,586 0:21,699 0:21,931 0:16,956	0:54,070 0:20,735 0:17,746 0:15,589	0:53,922 0:20,489 0:17,776 0:15,657	0:54,051 0:20,994 0:17,632 0:15,425
Runde 2	0:48,900 0:17,699 0:16,237 0:14,964	0:51,199 0:19,029 0:16,798 0:15,372	0:49,321 0:17,849 0:16,401 0:15,071	0:48,732 0:17,750 0:16,124 0:14,858	0:49,311 0:17,986 0:16,303 0:15,022
Runde 3	0:47,779 0:17,122 0:15,924 0:14,733	0:49,369 0:17,779 0:16,471 0:15,119	0:48,325 0:17,331 0:16,100 0:14,894	0:48,108 0:17,350 0:15,945 0:14,813	0:48,308 0:17,332 0:16,077 0:14,899
Runde 4	0:47,669 0:17,037 0:15,883 0:14,749	0:48,265 0:17,195 0:16,173 0:14,897	0:47,902 0:17,205 0:15,904 0:14,793	0:47,761 0:17,174 0:15,834 0:14,753	0:47,943 0:17,219 0:15,969 0:14,755
Runde 5	0:47,686 0:17,055 0:15,794 0:14,837	0:48,146 0:17,232 0:15,997 0:14,917	0:47,775 0:17,126 0:15,882 0:14,767	0:47,741 0:17,118 0:15,851 0:14,772	0:47,898 0:17,213 0:15,958 0:14,727
Runde 6	0:52,671 0:17,252 0:15,885 0:19,534	0:48,023 0:17,060 0:16,028 0:14,935	0:47,718 0:17,056 0:15,839 0:14,823	0:47,807 0:17,144 0:15,872 0:14,791	0:47,813 0:17,115 0:15,936 0:14,762
Runde 7		0:47,701 0:16,958 0:15,925 0:14,818			
Runde 8					

Qualifying practice DSKG (K22) Group 1

Die schnellsten Zeiten

Ort	Nr. Fahrername	Streckenkil.	ø Speed
Ziel	309 Tröger,Niels	1190 m	90,3 km/h
Sektion 1	381 Baboicana,Darius	452 m	96,1 km/h
Sektion 2	333 Negrusa,Mark	368 m	84,1 km/h
Sektion 3	312 Rackl,Thomas	370 m	91,1 km/h

	Snr.318 Damhuis,Philipp DEU			Snr.375 Jalava,Aleksi FIN			Snr.387 Vanzan,Bruno ITA			Snr.354 Steinbach,Oskar DEU			Snr.383 Stange,Max ESP							
	Philipp Damhuis	LA Motorsport	Bruno Vanzan	Georg Steinbach	Dörr Motorsport	theoretisch mögliche Bestzeit	Ziel	Sektion 1	Sektion 2	Sektion 3	theoretisch mögliche Bestzeit	Ziel	Sektion 1	Sektion 2	Sektion 3					
best	0:47,837	0:17,195	0:15,819	0:14,808	0:47,897	0:17,092	0:15,881	0:14,795	0:47,917	0:17,128	0:15,903	0:14,801	0:47,921	0:17,123	0:15,954	0:14,844	0:47,997	0:17,164	0:15,946	0:14,811
Runde 1	0:55,875	0:22,680	0:17,594	0:15,601	0:55,314	0:19,612	0:17,936	0:17,766	1:00,147	0:24,799	0:19,361	0:15,987	0:55,574	0:19,559	0:17,999	0:18,016	0:59,987	0:24,253	0:18,623	0:17,111
Runde 2	0:49,882	0:17,900	0:16,850	0:15,132	0:50,087	0:17,443	0:17,572	0:15,072	0:52,117	0:18,899	0:17,090	0:16,128	0:50,841	0:18,422	0:17,221	0:15,198	1:03,169	0:21,650	0:21,846	0:19,673
Runde 3	0:48,308	0:17,362	0:16,051	0:14,895	0:48,606	0:17,521	0:16,208	0:14,877	0:50,712	0:17,890	0:16,366	0:16,456	0:48,735	0:17,761	0:16,026	0:14,948	0:50,964	0:18,216	0:17,570	0:15,178
Runde 4	0:48,005	0:17,259	0:15,938	0:14,808	0:48,764	0:17,218	0:16,471	0:15,075	0:48,273	0:17,291	0:16,081	0:14,901	0:48,032	0:17,172	0:16,014	0:14,846	0:49,063	0:17,947	0:16,189	0:14,927
Runde 5	0:47,961	0:17,221	0:15,906	0:14,834	0:48,220	0:17,092	0:16,284	0:14,844	0:47,968	0:17,183	0:15,984	0:14,801	0:48,728	0:17,646	0:16,131	0:14,951	0:48,035	0:17,196	0:15,949	0:14,890
Runde 6	0:47,837	0:17,195	0:15,819	0:14,823	0:48,032	0:17,120	0:16,115	0:14,797	0:48,148	0:17,264	0:16,038	0:14,846	0:47,921	0:17,123	0:15,954	0:14,844	0:47,997	0:17,222	0:15,946	0:14,829
Runde 7					0:47,897	0:17,221	0:15,881	0:14,795	0:47,917	0:17,183	0:15,903	0:14,831	0:48,728	0:17,129	0:16,002	0:15,597	0:48,035	0:17,183	0:16,041	0:14,811
Runde 8									0:47,953	0:17,128	0:16,007	0:14,818					0:48,142	0:17,164	0:16,109	0:14,869

Qualifying practice DSKG (K22) Group 1

Die schnellsten Zeiten

Ort	Nr. Fahrername	Zeit	Streckenl.	Ø Speed
Ziel	309 Tröger,Niels	0:47,417	1190 m	90,3 km/h
Sektion 1	381 Baboicana,Darius	0:16,941	452 m	96,1 km/h
Sektion 2	333 Negrusa,Mark	0:15,756	368 m	84,1 km/h
Sektion 3	312 Rackl,Thomas	0:14,626	370 m	91,1 km/h

	Stmr.313 Kacirek, Petr CZE DUCK RACING AUTOKLUB v ACR theoretisch mögliche Bestzeit 0:48,168	Stmr.326 Naumann,Christian DEU C.K.R. SRL theoretisch mögliche Bestzeit 0:48,129	Stmr.321 Kapetanidis,Vinzent DEU AP-Racing theoretisch mögliche Bestzeit 0:48,247	Stmr.391 Schmarl,Jürgen AUT BIREL ART RACING KSW theoretisch mögliche Bestzeit 0:48,183	Stmr.334 Vladic,Lukas Milos DEU Maranello SRP Factory Team theoretisch mögliche Bestzeit 0:48,339
best	Ziel Sektion 1 Sektion 2 Sektion 3 0:48,168 0:17,169 0:16,012 0:14,987	Ziel Sektion 1 Sektion 2 Sektion 3 0:48,243 0:17,240 0:15,976 0:14,913	Ziel Sektion 1 Sektion 2 Sektion 3 0:48,247 0:17,264 0:16,043 0:14,940	Ziel Sektion 1 Sektion 2 Sektion 3 0:48,287 0:17,287 0:16,009 0:14,887	Ziel Sektion 1 Sektion 2 Sektion 3 0:48,446 0:17,417 0:16,049 0:14,873
Runde 1	0:54,800 0:20,575 0:17,984 0:16,241	0:52,017 0:19,205 0:17,323 0:15,489	0:54,757 0:19,043 0:18,707 0:17,007	1:07,844 0:21,024 0:22,926 0:23,894	0:54,249 0:20,144 0:18,378 0:15,727
Runde 2	0:50,228 0:18,146 0:16,661 0:15,421	0:49,116 0:17,780 0:16,237 0:15,099	0:52,228 0:19,011 0:17,884 0:15,333	0:50,650 0:18,626 0:16,807 0:15,217	0:49,714 0:18,060 0:16,579 0:15,075
Runde 3	0:48,814 0:17,446 0:16,276 0:15,092	0:48,513 0:17,411 0:16,173 0:14,929	0:49,286 0:17,737 0:16,404 0:15,145	0:48,759 0:17,476 0:16,332 0:14,951	0:48,956 0:17,632 0:16,325 0:14,999
Runde 4	0:48,736 0:17,460 0:16,204 0:15,072	0:48,406 0:17,374 0:16,090 0:14,942	0:48,764 0:17,455 0:16,319 0:14,990	0:48,443 0:17,370 0:16,147 0:14,926	0:48,589 0:17,487 0:16,166 0:14,936
Runde 5	0:48,543 0:17,303 0:16,099 0:15,141	0:48,309 0:17,379 0:15,976 0:14,954	0:48,891 0:17,726 0:16,140 0:15,025	0:48,492 0:17,481 0:16,124 0:14,887	0:48,446 0:17,524 0:16,049 0:14,873
Runde 6	0:48,168 0:17,169 0:16,012 0:14,987	0:48,243 0:17,240 0:16,090 0:14,913	0:48,631 0:17,371 0:16,252 0:15,008	0:48,287 0:17,287 0:16,009 0:14,991	0:48,454 0:17,417 0:16,069 0:14,968
Runde 7			0:48,247 0:17,264 0:16,043 0:14,940	0:48,487 0:17,402 0:16,145 0:14,940	
Runde 8					

Qualifying practice DSKC (K22) Group 1

Die schnellsten Zeiten

Ort	Nr. Fahrername	Zeit	Streckenl.	ø Speed
Ziel	309 Tröger,Niels	0:47,417	1190 m	90,3 km/h
Sektion 1	381 Baboianca,Darius	0:16,941	452 m	96,1 km/h
Sektion 2	333 Negrusa,Mark	0:15,756	368 m	84,1 km/h
Sektion 3	312 Rackl,Thomas	0:14,626	370 m	91,1 km/h

Stnr.378 Achilleis,Giannisis

GRC

CPB Sport

theoretisch mögliche Bestzeit 0:48,540

Ziel Sektion 1 Sektion 2 Sektion 3

0:48,600 0:17,347 0:16,206 0:14,987

Runde 1 0:55,139 0:20,641 0:18,061 0:16,437

Runde 2 0:50,548 0:18,367 0:16,920 0:15,261

Runde 3 0:49,327 0:17,958 0:16,382 0:14,987

Runde 4 0:49,044 0:17,514 0:16,348 0:15,182

Runde 5 0:48,600 0:17,347 0:16,206 0:15,047

Runde 6 0:59,504 0:17,723 0:19,480 0:22,301

Runde 7

Stnr.343 Steen,Bas

NLD

Bas Steen

theoretisch mögliche Bestzeit 0:48,706

Ziel Sektion 1 Sektion 2 Sektion 3

0:48,746 0:17,482 0:16,199 0:15,025

Runde 1 0:54,466 0:20,304 0:18,455 0:15,707

Runde 2 0:49,974 0:18,199 0:16,551 0:15,224

Runde 3 0:49,122 0:17,659 0:16,377 0:15,086

Runde 4 0:48,867 0:17,560 0:16,230 0:15,077

Runde 5 0:48,746 0:17,482 0:16,239 0:15,025

Runde 6 0:48,783 0:17,542 0:16,199 0:15,042

Runde 7

Ziel Sektion 1 Sektion 2 Sektion 3

Ziel Sektion 1 Sektion 2 Sektion 3

Ziel Sektion 1 Sektion 2 Sektion 3

Ziel Sektion 1 Sektion 2 Sektion 3

free practice DSKC (KZ2) Group 2

Strecke / track: 1190m

started: 27 classified: 27 not classified: 0

Pos	Str. Nr.	Fahrer / Driver	Nation	Bewerber / Sponsor	Nation	Lizenz / Lizenz	Chassis / Motor / Reifen	G/W	Runden / Laps	Differenz	Abstand / Gap	beste Runde / best Lap	in R. / in L.	Geschw. / Speed
1	346	ANDRISANI, Gianni	DEU	Moch1 Motorsport - Kartschmie.de	DEU	13762 16686	Moch 1 / TM / VEGA		8			0:59,525	1	72,0 km/h
2	332	ROOS, Nikolas	ZAF	CRG Holland	NLD	6601 15521 007	CRG / TM / VEGA		8	0:00,399	0:00,399	0:59,924	3	71,5 km/h
3	306	MAI, Emanuel	DEU	Solgat Motorsport	DEU	16484 KBF1079882	Birel Art / TM / VEGA		9	0:00,723	0:00,324	1:00,248	8	71,1 km/h
4	330	HOLZEM, Juliano	DEU	CPB Sport	FRA	11246 232241-1	Sodikart / TM / VEGA		8	0:00,845	0:00,122	1:00,370	4	71,0 km/h
5	319	GALLASIN, Celian	FRA	Maranello SRP Factory Team	DEU	263192 16067	Maranello / TM / VEGA		4	0:00,882	0:00,037	1:00,407	2	70,9 km/h
6	317	REUTERS, Dominik	DEU	AP-Racing	DEU	14038 12921	Birel Art / TM / VEGA		9	0:00,960	0:00,078	1:00,485	6	70,8 km/h
7	336	MALK, Cedric	GHE	Millennium Racing	DEU	1350 26567	Tony Kart / TM / VEGA		9	0:01,205	0:00,245	1:00,730	6	70,5 km/h
8	367	FELBERMAYR, Horst Feli	AUT	Haak Motorsport	DEU	JAZ514 16974	KR / TM / VEGA	G	9	0:01,207	0:00,002	1:00,732	7	70,5 km/h
9	322	JEFREY, Amer Harris	MYS	CPB Sport	FRA	030708-14-010: 232241-3	Sodikart / TM / VEGA		9	0:01,347	0:00,140	1:00,872	8	70,4 km/h
10	384	BREITENBACH, Florian	DEU	Nees Racing	DEU	16880 17863	Maranello / TM / VEGA	G	8	0:01,569	0:00,222	1:01,094	8	70,1 km/h
11	376	ERNST, Marcel	DEU	Marcel Ernst	DEU	34772 34772	Lenzokart / TM / VEGA	G	9	0:01,582	0:00,013	1:01,107	2	70,1 km/h
12	310	ADAMS, Tom	GBR	Maranello SRP Factory Team	DEU	274267 16067	Maranello / TM / VEGA		9	0:01,599	0:00,017	1:01,124	8	70,1 km/h
13	329	ELKJAER, Anders Amfelt	DNK	Maranello SRP Factory Team	DEU	902 16067	Maranello / TM / VEGA		9	0:01,786	0:00,187	1:01,311	7	69,9 km/h
14	325	HOMMERSON, Alexander	NLD	CRG Holland	NLD	912327 15521 007	CRG / TM / VEGA		9	0:01,885	0:00,099	1:01,410	5	69,8 km/h
15	380	TILLET, Archie	GBR	Maranello SRP Factory Team	DEU	214662 16067	Maranello / TM / VEGA	G	9	0:01,941	0:00,056	1:01,466	6	69,7 km/h
16	353	ROTHSCHOPF, Alexande	AUT	BIREL ART RACING KSW	AUT	JK2188 BK102	Birel Art / TM / VEGA	G	9	0:01,942	0:00,001	1:01,467	6	69,7 km/h
17	314	TABAKOVIC, Ronny	DEU	C.K.R. SRL	ITA	27603 300098	CKR / TM / VEGA		9	0:02,178	0:00,236	1:01,703	5	69,4 km/h
18	370	BILLMAN, Simon	SWE	KH Racing Team	SWE	87167 539	Birel Art / Modena / VEGA	G	9	0:02,201	0:00,023	1:01,726	3	69,4 km/h
19	373	JANSSON, Patrik	SWE	KH Racing Team	SWE	7403 539	Birel Art / Modena / VEGA	G	8	0:02,565	0:00,364	1:02,090	6	69,0 km/h
20	327	KUYPERS, Siep	NLD	CRG Holland	NLD	52719 15521	CRG / TM / VEGA		8	0:02,585	0:00,020	1:02,110	8	69,0 km/h
21	388	AVANZATO, Roberto	ITA	AVANZATO ROBERTO	ITA	398054 398054	Maranello / TM / VEGA	G	8	0:02,759	0:00,174	1:02,284	5	68,8 km/h
22	320	COLELLA, Luca	DEU	APEX Performance Racing Team	DEU	21369 21544	Maranello / TM / VEGA		9	0:02,774	0:00,015	1:02,299	7	68,8 km/h
23	352	LAUER, Mario	DEU	APEX Performance Racing Team	DEU	25003 21544	Maranello / TM / VEGA	G	8	0:03,103	0:00,329	1:02,628	5	68,4 km/h
24	390	AVILA MANRIQUE, Ricarr	ESP	BIREL ART RACING KSW	AUT	16072432C BK102	Birel Art / TM / VEGA	G	9	0:03,204	0:00,101	1:02,729	5	68,3 km/h
25	389	JAHNSMÜLLER, Robert	DEU	Team NKS	DEU	11924 29153	DR / / VEGA	G	5	0:03,296	0:00,092	1:02,821	5	68,2 km/h
26	386	KNAPP, Martin	DEU	Team NKS	DEU	11206 29153	DR / T / VEGA	G	6	0:04,348	0:01,052	1:03,873	6	67,1 km/h
27	385	KROZSER, Menyhert	HUN	Dörr Motorsport	DEU	6353 16982	KR / IAME / VEGA	G	0					

Rennleitung: Uwe Fuchs / Markus Peske Racedirektor: Horst Seidel

Sportkommissare: Nikolas Spaderna / Ulrich Bell / Gerhard Verlaan

Techn. Kommissare: H.-J. Dangers / M. Ambrosius / D. Pietzko / C. Schmidt / G. Mitscherling

Zeitnahme: KART-DATA timing service Franz Schieszler / Manuela Hintner

free practice DSKG (KZ2) Group 2

Fahrername Driver	Andrisani Gianni	Roos Nikolas	Mai Emanuel	Holzlem Juliano	Gallasin Celian	Reuters Dominik	Malk Cedric	Felbermayr Horst Felix	Jeffy Amer Harris	Breitenbach Florian	Ernst Marcel	Adams Tom
schnellste Runde in Runde	0:59,525 Rn. 1	0:59,924 Rn. 3	1:00,248 Rn. 8	1:00,370 Rn. 4	1:00,407 Rn. 2	1:00,485 Rn. 6	1:00,730 Rn. 6	1:00,732 Rn. 7	1:00,872 Rn. 8	1:01,094 Rn. 8	1:01,107 Rn. 2	1:01,124 Rn. 8
Speed	72,0 km/h	71,5 km/h	71,1 km/h	71,0 km/h	70,9 km/h	70,8 km/h	70,5 km/h	70,5 km/h	70,4 km/h	70,1 km/h	70,1 km/h	70,1 km/h
Lap 1	<u>0:59,525</u>	1:02,002	1:02,334	1:00,437	1:01,544	1:01,654	1:02,353	1:04,879	1:02,771	1:06,984	1:01,814	1:01,498
Lap 2	1:00,589	1:00,315	1:00,418	1:01,507	<u>1:00,407</u>	1:01,031	1:01,467	1:02,804	1:02,556	1:03,861	<u>1:01,107</u>	1:01,219
Lap 3	0:59,925	0:59,924	1:00,922	1:00,533	1:00,580	1:01,252	1:02,130	1:10,818	1:02,895	1:02,419	1:02,293	1:01,308
Lap 4	1:03,749	1:00,589	1:00,693	<u>1:00,370</u>	1:01,762	1:03,555	1:01,385	1:02,471	1:01,510	1:01,814	1:01,394	1:06,561
Lap 5	1:00,025	1:00,042	1:00,577	1:02,296		1:00,927	1:01,014	1:01,007	1:01,082	1:03,597	1:01,518	1:01,604
Lap 6	1:00,150	1:02,139	1:00,802	2:00,700		<u>1:00,485</u>	<u>1:00,730</u>	1:01,084	1:00,989	2:09,721	1:02,426	1:01,312
Lap 7	1:00,733	1:41,523	1:00,389	1:00,542		1:01,440	1:00,838	<u>1:00,732</u>	1:00,936	1:01,268	1:02,683	1:01,343
Lap 8	2:03,771	1:04,676	<u>1:00,248</u>	1:00,515		1:07,847	1:01,135	1:01,118	<u>1:00,872</u>	<u>1:01,094</u>	1:01,868	<u>1:01,124</u>
Lap 9			1:01,050			1:01,119	1:01,267	1:03,655	1:00,979		1:01,842	1:01,450

free practice DSKC (KZ2) Group 2

Fahrername Driver	Elkjaer Anders Amfelt	Hommerson Alexander	Tilleit Archie	Rothschopf Alexander	Tabakovic Ronny	Billman Simon	Jansson Patrik	Kuypers Sjep	Avanzato Roberto	Coella Luca	Lauer Mario	Avila Manrique Ricardo
schnellste Runde in Runde	1:01,311 Rn. 7	1:01,410 Rn. 5	1:01,466 Rn. 6	1:01,467 Rn. 6	1:01,703 Rn. 5	1:01,726 Rn. 3	1:02,090 Rn. 6	1:02,110 Rn. 8	1:02,284 Rn. 5	1:02,299 Rn. 7	1:02,628 Rn. 5	1:02,729 Rn. 5
Speed	69,9 km/h	69,8 km/h	69,7 km/h	69,7 km/h	69,4 km/h	69,4 km/h	69,0 km/h	69,0 km/h	68,8 km/h	68,8 km/h	68,4 km/h	68,3 km/h
Lap 1	1:04,698	1:04,672	1:05,622	1:16,962	1:06,142	1:03,768	1:17,251	1:04,633	1:06,396	1:08,009	1:38,964	1:06,545
Lap 2	1:03,376	1:02,736	1:03,315	1:06,498	1:02,615	1:02,156	1:03,758	1:02,683	1:03,025	1:05,226	1:06,159	1:04,025
Lap 3	1:03,056	1:01,842	1:02,183	1:05,654	1:02,123	1:01,726	1:02,593	1:03,381	1:03,199	1:02,785	1:07,253	1:03,052
Lap 4	1:01,840	1:02,177	1:02,314	1:03,676	1:02,173	1:02,129	1:03,577	1:02,910	1:03,745	1:02,903	1:02,911	1:02,927
Lap 5	1:01,688	1:01,410	1:01,551	1:01,534	1:01,703	1:01,876	1:02,470	1:03,809	1:02,284	1:03,083	1:02,628	1:02,729
Lap 6	1:01,443	1:02,025	1:01,466	1:01,467	1:02,215	1:01,894	1:02,090	2:26,367	1:02,579	1:02,500	1:05,562	1:03,101
Lap 7	1:01,311	1:01,824	1:01,694	1:01,549	1:07,221	1:01,843	1:07,572	1:02,205	1:02,598	1:02,299	1:03,078	1:03,438
Lap 8	1:02,348	1:01,924	1:01,863	1:01,866	1:01,893	1:01,809	1:43,444	1:02,110	1:37,978	1:02,825	1:04,773	1:02,895
Lap 9	1:02,139	1:01,755	1:01,838	1:01,844	1:04,706	1:01,812				1:02,653		1:04,855

free practice DSKC (KZ2) Group 2

Fahrername Driver	Jahnsmüller Robert	Knapp Martin	Krozser Menyhert
schnellste Runde in Runde	1:02,821 Rn. 5	1:03,873 Rn. 6	
Speed	68,2 km/h	67,1 km/h	
Lap 1	1:28,835	1:12,551	
Lap 2	4:40,110	1:04,706	
Lap 3	1:03,235	1:12,401	
Lap 4	1:02,856	1:07,537	
Lap 5	<u>1:02,821</u>	3:57,837	
Lap 6		<u>1:03,873</u>	
Lap 7			
Lap 8			
Lap 9			

free practice DSKC (KZ2) Group 2

Ziel		Sektion 1		Sektion 2		Sektion 3	
Fahrername	Zeit	Fahrername	Zeit	Fahrername	Zeit	Fahrername	Zeit
1 346 Andrisani,Gianni	0:59,525	346 Andrisani,Gianni	0:21,293	346 Andrisani,Gianni	0:20,540	346 Andrisani,Gianni	0:17,654
2 332 Roos,Nikolas	0:59,924	332 Roos,Nikolas	0:21,419	306 Mai,Emanuel	0:20,591	332 Roos,Nikolas	0:17,753
3 306 Mai,Emanuel	1:00,248	319 Gallasin,Celian	0:21,444	317 Reuters,Dominik	0:20,615	330 Holzem,Juliano	0:17,776
4 330 Holzem,Juliano	1:00,370	336 Malk,Cedric	0:21,496	319 Gallasin,Celian	0:20,706	306 Mai,Emanuel	0:17,873
5 319 Gallasin,Celian	1:00,407	306 Mai,Emanuel	0:21,504	332 Roos,Nikolas	0:20,720	384 Breitenbach,Florian	0:17,911
6 317 Reuters,Dominik	1:00,485	330 Holzem,Juliano	0:21,522	330 Holzem,Juliano	0:20,789	367 Felbermayr,Horst Felix	0:17,943
7 336 Malk,Cedric	1:00,730	367 Felbermayr,Horst Felix	0:21,612	322 Jefry,Amer Harris	0:20,843	322 Jefry,Amer Harris	0:17,952
8 367 Felbermayr,Horst Felix	1:00,732	310 Adams,Tom	0:21,653	376 Ernst,Marcel	0:20,880	317 Reuters,Dominik	0:17,987
9 322 Jefry,Amer Harris	1:00,872	322 Jefry,Amer Harris	0:21,668	310 Adams,Tom	0:20,905	327 Kuypers,Siep	0:17,996
10 384 Breitenbach,Florian	1:01,094	317 Reuters,Dominik	0:21,755	367 Felbermayr,Horst Felix	0:20,913	319 Gallasin,Celian	0:18,055
11 376 Ernst,Marcel	1:01,107	384 Breitenbach,Florian	0:21,804	380 Tillett,Archie	0:20,929	310 Adams,Tom	0:18,066
12 310 Adams,Tom	1:01,124	353 Rothschoepf,Alexander	0:21,813	336 Malk,Cedric	0:20,961	320 Colella,Luca	0:18,105
13 329 Elkjaer,Anders Amfelt	1:01,311	376 Ernst,Marcel	0:21,861	325 Hommerson,Alexander	0:21,028	370 Billman,Simon	0:18,134
14 325 Hommerson,Alexander	1:01,410	329 Elkjaer,Anders Amfelt	0:21,897	329 Elkjaer,Anders Amfelt	0:21,086	314 Tabakovic,Ronny	0:18,142
15 380 Tillett,Archie	1:01,466	325 Hommerson,Alexander	0:21,913	384 Breitenbach,Florian	0:21,138	353 Rothschoepf,Alexander	0:18,182
16 353 Rothschoepf,Alexander	1:01,467	352 Lauer,Mario	0:21,994	388 Avanzato,Roberto	0:21,179	336 Malk,Cedric	0:18,191
17 314 Tabakovic,Ronny	1:01,703	314 Tabakovic,Ronny	0:22,084	320 Colella,Luca	0:21,182	380 Tillett,Archie	0:18,201
18 370 Billman,Simon	1:01,726	327 Kuypers,Siep	0:22,132	370 Billman,Simon	0:21,196	325 Hommerson,Alexander	0:18,204
19 373 Jansson,Patrik	1:02,090	370 Billman,Simon	0:22,172	353 Rothschoepf,Alexander	0:21,203	376 Ernst,Marcel	0:18,240
20 327 Kuypers,Siep	1:02,110	380 Tillett,Archie	0:22,173	389 Jahns Müller,Robert	0:21,224	329 Elkjaer,Anders Amfelt	0:18,324
21 388 Avanzato,Roberto	1:02,284	390 Avila Manrique,Ricardo	0:22,201	352 Lauer,Mario	0:21,239	373 Jansson,Patrik	0:18,329
22 320 Colella,Luca	1:02,299	388 Avanzato,Roberto	0:22,301	373 Jansson,Patrik	0:21,280	388 Avanzato,Roberto	0:18,395
23 352 Lauer,Mario	1:02,628	373 Jansson,Patrik	0:22,358	327 Kuypers,Siep	0:21,296	389 Jahns Müller,Robert	0:18,546
24 390 Avila Manrique,Ricardo	1:02,729	320 Colella,Luca	0:22,572	314 Tabakovic,Ronny	0:21,331	386 Knapp,Martin	0:18,568
25 389 Jahns Müller,Robert	1:02,821	389 Jahns Müller,Robert	0:22,772	390 Avila Manrique,Ricardo	0:21,414	390 Avila Manrique,Ricardo	0:18,683
26 386 Knapp,Martin	1:03,873	386 Knapp,Martin	0:22,978	386 Knapp,Martin	0:21,765	352 Lauer,Mario	0:18,753
27 385 Krozser,Menyhert		385 Krozser,Menyhert	48:51,592	385 Krozser,Menyhert	0:26,296	385 Krozser,Menyhert	

free practice DSKC (K22) Group 2

Die schnellsten Zeiten

Ort	Nr. Fahrername	Streckenl.	ø Speed
Ziel	346 Andrisani, Gianni	1190 m	72,0 km/h
Sektion 1	346 Andrisani, Gianni	452 m	76,4 km/h
Sektion 2	346 Andrisani, Gianni	368 m	64,5 km/h
Sektion 3	346 Andrisani, Gianni	370 m	75,5 km/h

	Stmr.346 Andrisani, Gianni DEU	Stmr.332 Roos, Nikolas ZAF	Stmr.306 Mai, Emanuel DEU	Stmr.330 Holzem, Juliano DEU	Stmr.319 Gallasin, Celian FRA
	Mach1 Motorsport - Kartschmie.de	CRG Holland	Solgat Motorsport	CPB Sport	Maranello SRP Factory Team
	theoretisch mögliche Bestzeit 0:59,487	theoretisch mögliche Bestzeit 0:59,892	theoretisch mögliche Bestzeit 0:59,968	theoretisch mögliche Bestzeit 1:00,087	theoretisch mögliche Bestzeit 1:00,205
best	Ziel Sektion 1 Sektion 2 Sektion 3 0:59,525 0:21,293 0:20,540 0:17,654	Ziel Sektion 1 Sektion 2 Sektion 3 0:59,924 0:21,419 0:20,720 0:17,753	Ziel Sektion 1 Sektion 2 Sektion 3 1:00,248 0:21,504 0:20,591 0:17,873	Ziel Sektion 1 Sektion 2 Sektion 3 1:00,370 0:21,522 0:20,789 0:17,776	Ziel Sektion 1 Sektion 2 Sektion 3 1:00,407 0:21,444 0:20,706 0:18,055
Runde 1	0:59,525 0:21,293 0:20,540 0:17,692	1:02,002 0:22,489 0:21,356 0:18,157	1:02,334 0:22,903 0:21,258 0:18,173	1:00,437 0:21,533 0:20,879 0:18,025	1:01,544 0:22,582 0:20,907 0:18,055
Runde 2	1:00,589 0:21,738 0:20,930 0:17,921	1:00,315 0:21,743 0:20,812 0:17,760	1:00,418 0:21,522 0:20,913 0:17,983	1:01,507 0:21,975 0:21,488 0:18,044	1:00,407 0:21,632 0:20,706 0:18,069
Runde 3	0:59,925 0:21,377 0:20,792 0:17,756	0:59,924 0:21,419 0:20,752 0:17,753	1:00,922 0:21,845 0:20,972 0:18,105	1:00,533 0:21,522 0:20,942 0:18,069	1:00,580 0:21,444 0:21,012 0:18,124
Runde 4	1:03,749 0:23,630 0:21,224 0:18,895	1:00,589 0:21,737 0:20,851 0:18,001	1:00,693 0:22,007 0:20,813 0:17,873	1:00,370 0:21,723 0:20,852 0:17,795	1:01,762 0:22,067 0:21,016 0:18,679
Runde 5	1:00,025 0:21,634 0:20,610 0:17,781	1:00,042 0:21,480 0:20,720 0:17,842	1:00,577 0:21,757 0:20,591 0:18,229	1:02,296 0:21,563 0:20,983 0:19,750	
Runde 6	1:00,150 0:21,621 0:20,875 0:17,654	1:02,139 0:21,955 0:21,217 0:18,967	1:00,802 0:21,977 0:20,841 0:17,984	2:00,700 1:22,135 0:20,789 0:17,776	
Runde 7	1:00,733 0:21,370 0:20,756 0:18,607	1:41,523 1:01,604 0:21,096 0:18,823	1:00,389 0:21,504 0:20,877 0:18,008	1:00,542 0:21,679 0:20,822 0:18,041	
Runde 8	2:03,771 1:24,823 0:21,067 0:17,881	1:04,676 0:22,207 0:22,162 0:20,307	1:00,248 0:21,556 0:20,723 0:17,969	1:00,515 0:21,579 0:21,047 0:17,889	
Runde 9		0:30,155 0:29,562	1:01,050 0:21,746 0:21,214 0:18,090		

free practice DSKC (K22) Group 2

Die schnellsten Zeiten

Ort	Nr. Fahrername	Streckenl.	ø Speed
Ziel	346 Andrisani, Gianni	1190 m	72,0 km/h
Sektion 1	346 Andrisani, Gianni	452 m	76,4 km/h
Sektion 2	346 Andrisani, Gianni	368 m	64,5 km/h
Sektion 3	346 Andrisani, Gianni	370 m	75,5 km/h

	Smr.317 Reuters, Dominik DEU AP-Racing	Smr.336 Malk, Cedric CHE Millennium Racing	Smr.367 Felbermayr, Horst Felix AUT Haak Motorsport	Smr.322 Jetry, Amer Hurriss MYS CPB Sport	Smr.384 Breitenbach, Florian DEU Nees Racing
	theoretisch mögliche Bestzeit 1:00,357	theoretisch mögliche Bestzeit 1:00,648	theoretisch mögliche Bestzeit 1:00,468	theoretisch mögliche Bestzeit 1:00,463	theoretisch mögliche Bestzeit 1:00,853
best	Ziel Sektion 1 Sektion 2 Sektion 3 1:00,485 0:21,755 0:20,615 0:17,987	Ziel Sektion 1 Sektion 2 Sektion 3 1:00,730 0:21,496 0:20,961 0:18,191	Ziel Sektion 1 Sektion 2 Sektion 3 1:00,732 0:21,612 0:20,913 0:17,943	Ziel Sektion 1 Sektion 2 Sektion 3 1:00,872 0:21,668 0:20,843 0:17,952	Ziel Sektion 1 Sektion 2 Sektion 3 1:01,094 0:21,804 0:21,138 0:17,911
Runde 1	1:01,654 0:22,140 0:21,276 0:18,238	1:02,353 0:22,334 0:21,529 0:18,490	1:04,879 0:24,888 0:21,474 0:18,517	1:02,771 0:22,548 0:21,551 0:18,672	1:06,984 0:24,259 0:22,807 0:19,918
Runde 2	1:01,031 0:21,811 0:21,000 0:18,220	1:01,467 0:21,952 0:21,081 0:18,434	1:02,804 0:22,974 0:21,322 0:18,508	1:02,556 0:22,434 0:21,480 0:18,642	1:03,861 0:23,783 0:22,167 0:17,911
Runde 3	1:01,252 0:22,059 0:21,046 0:18,147	1:02,130 0:22,339 0:21,398 0:18,393	1:10,818 0:23,624 0:21,637 0:19,557	1:02,895 0:22,893 0:21,552 0:18,450	1:02,419 0:22,610 0:21,324 0:18,485
Runde 4	1:03,555 0:24,316 0:20,930 0:18,309	1:01,385 0:21,926 0:20,961 0:18,498	1:02,471 0:22,665 0:21,390 0:18,416	1:01,510 0:21,972 0:20,897 0:18,641	1:01,814 0:22,094 0:21,367 0:18,353
Runde 5	1:00,927 0:21,803 0:20,906 0:18,218	1:01,014 0:21,635 0:21,072 0:18,307	1:01,007 0:21,847 0:21,100 0:18,060	1:01,082 0:21,912 0:20,920 0:18,250	1:03,597 0:22,729 0:21,601 0:19,267
Runde 6	1:00,485 0:21,755 0:20,615 0:18,115	1:00,730 0:21,524 0:21,015 0:18,191	1:01,084 0:21,798 0:20,957 0:18,329	1:00,989 0:21,868 0:20,843 0:18,278	2:09,721 1:30,274 0:21,270 0:18,177
Runde 7	1:01,440 0:22,363 0:21,024 0:18,053	1:00,838 0:21,496 0:21,133 0:18,209	1:00,732 0:21,623 0:20,913 0:18,196	1:00,936 0:21,974 0:21,010 0:17,952	1:01,268 0:21,804 0:21,226 0:18,238
Runde 8	1:07,847 0:22,136 0:27,673 0:18,038	1:01,135 0:21,746 0:21,046 0:18,343	1:01,118 0:22,148 0:21,027 0:17,943	1:00,872 0:21,982 0:20,893 0:17,997	1:01,094 0:21,822 0:21,138 0:18,134
Runde 9	1:01,119 0:21,936 0:21,196 0:17,987	1:01,267 0:21,760 0:21,233 0:18,274	1:03,655 0:21,612 0:21,362 0:20,681	1:00,979 0:21,668 0:21,255 0:18,056	

free practice DSKC (K22) Group 2

Die schnellsten Zeiten

Ort	Nr. Fahrername	Streckenl.	Ø Speed
Ziel	346 Andrisani,Gianni	1190 m	72,0 km/h
Sektion 1	346 Andrisani,Gianni	452 m	76,4 km/h
Sektion 2	346 Andrisani,Gianni	368 m	64,5 km/h
Sektion 3	346 Andrisani,Gianni	370 m	75,5 km/h

	Smr.376 Ernst,Marcel DEU Marcel Ernst	Smr.310 Adams,Tom GBR Maranello SRP Factory Team	Smr.329 Elkjaer,Anders Amtelt DNK Maranello SRP Factory Team	Smr.325 Hommerson,Alexander NLD CRG Holland	Smr.380 Tilleit,Archie GBR Maranello SRP Factory Team
	theoretisch mögliche Bestzeit 1:00,981	theoretisch mögliche Bestzeit 1:00,624	theoretisch mögliche Bestzeit 1:01,307	theoretisch mögliche Bestzeit 1:01,145	theoretisch mögliche Bestzeit 1:01,303
best	Ziel Sektion 1 Sektion 2 Sektion 3 1:01,107 0:21,861 0:20,880 0:18,240	Ziel Sektion 1 Sektion 2 Sektion 3 1:01,124 0:21,653 0:20,905 0:18,066	Ziel Sektion 1 Sektion 2 Sektion 3 1:01,311 0:21,897 0:21,086 0:18,324	Ziel Sektion 1 Sektion 2 Sektion 3 1:01,410 0:21,913 0:21,028 0:18,204	Ziel Sektion 1 Sektion 2 Sektion 3 1:01,466 0:22,173 0:20,929 0:18,201
Runde 1	1:01,814 0:22,204 0:21,370 0:18,240	1:01,498 0:22,366 0:20,922 0:18,210	1:04,698 0:23,733 0:21,741 0:19,224	1:04,672 0:23,233 0:21,808 0:19,631	1:05,622 0:24,322 0:22,483 0:18,817
Runde 2	1:01,107 0:21,861 0:20,988 0:18,258	1:01,219 0:21,961 0:21,068 0:18,190	1:03,376 0:22,610 0:21,535 0:19,231	1:02,736 0:22,619 0:21,054 0:19,063	1:03,315 0:22,861 0:22,162 0:18,292
Runde 3	1:02,293 0:22,006 0:21,314 0:18,973	1:01,308 0:22,188 0:21,054 0:18,066	1:03,056 0:22,646 0:21,344 0:19,066	1:01,842 0:22,341 0:21,153 0:18,348	1:02,183 0:22,554 0:21,406 0:18,223
Runde 4	1:01,394 0:22,031 0:21,061 0:18,302	1:06,561 0:21,653 0:21,141 0:23,767	1:01,840 0:22,286 0:21,214 0:18,340	1:02,177 0:22,405 0:21,483 0:18,289	1:02,314 0:22,248 0:21,682 0:18,384
Runde 5	1:01,518 0:22,014 0:20,880 0:18,624	1:01,604 0:22,368 0:20,905 0:18,331	1:01,688 0:21,969 0:21,149 0:18,570	1:01,410 0:21,913 0:21,090 0:18,407	1:01,551 0:22,340 0:20,946 0:18,265
Runde 6	1:02,426 0:22,760 0:21,178 0:18,488	1:01,312 0:22,031 0:21,140 0:18,141	1:01,443 0:21,897 0:21,161 0:18,385	1:02,025 0:22,473 0:21,168 0:18,384	1:01,466 0:22,336 0:20,929 0:18,201
Runde 7	1:02,683 0:22,866 0:21,243 0:18,574	1:01,343 0:21,995 0:20,942 0:18,406	1:01,311 0:21,901 0:21,086 0:18,324	1:01,824 0:22,592 0:21,028 0:18,204	1:01,694 0:22,251 0:21,089 0:18,354
Runde 8	1:01,868 0:22,199 0:21,156 0:18,513	1:01,124 0:22,007 0:21,011 0:18,106	1:02,348 0:22,297 0:21,494 0:18,557	1:01,924 0:22,051 0:21,455 0:18,418	1:01,863 0:22,173 0:21,417 0:18,273
Runde 9	1:01,842 0:22,242 0:21,161 0:18,439	1:01,450 0:22,115 0:21,021 0:18,314	1:02,139 0:22,468 0:21,225 0:18,446	1:01,755 0:22,354 0:21,121 0:18,280	1:01,838 0:22,376 0:21,219 0:18,243

free practice DSKC (K22) Group 2

Die schnellsten Zeiten

Ort	Nr. Fahrername	Zeit	Streckentl.	Ø Speed
Ziel	346 Andrisani,Gianni	0:59,525	1190 m	72,0 km/h
Sektion 1	346 Andrisani,Gianni	0:21,293	452 m	76,4 km/h
Sektion 2	346 Andrisani,Gianni	0:20,540	368 m	64,5 km/h
Sektion 3	346 Andrisani,Gianni	0:17,654	370 m	75,5 km/h

	Stmr.353 Rothschopf,Alexander AUT BIREL ART RACING KSW	Stmr.314 Tabakovic,Romy DEU C.K.R. SRL	Stmr.370 Billman,Simon SWE KH Racing Team	Stmr.373 Jansson,Patrick SWE KH Racing Team	Stmr.327 Kuypers,Siep NLD CRG Holland
	theoretisch mögliche Bestzeit 1:01,198	theoretisch mögliche Bestzeit 1:01,557	theoretisch mögliche Bestzeit 1:01,502	theoretisch mögliche Bestzeit 1:01,967	theoretisch mögliche Bestzeit 1:01,424
best	Ziel Sektion 1 Sektion 2 Sektion 3 1:01,467 0:21,813 0:21,203 0:18,182	Ziel Sektion 1 Sektion 2 Sektion 3 1:01,703 0:22,084 0:21,331 0:18,142	Ziel Sektion 1 Sektion 2 Sektion 3 1:01,726 0:22,172 0:21,196 0:18,134	Ziel Sektion 1 Sektion 2 Sektion 3 1:02,090 0:22,358 0:21,280 0:18,329	Ziel Sektion 1 Sektion 2 Sektion 3 1:02,110 0:22,132 0:21,296 0:17,996
Runde 1	1:16,962 0:26,411 0:26,780 0:23,771	1:06,142 0:24,436 0:22,373 0:19,333	1:03,768 0:23,446 0:21,658 0:18,664	1:17,251 0:28,582 0:26,215 0:22,454	1:04,633 0:23,978 0:22,042 0:18,613
Runde 2	1:06,498 0:24,242 0:22,598 0:19,658	1:02,615 0:22,639 0:21,746 0:18,230	1:02,156 0:22,629 0:21,220 0:18,307	1:03,758 0:23,157 0:21,866 0:18,735	1:02,683 0:22,132 0:21,960 0:18,591
Runde 3	1:05,654 0:23,452 0:22,397 0:19,805	1:02,123 0:22,400 0:21,581 0:18,142	1:01,726 0:22,249 0:21,252 0:18,225	1:02,593 0:22,522 0:21,564 0:18,507	1:03,381 0:23,282 0:21,799 0:18,300
Runde 4	1:03,676 0:23,318 0:21,570 0:18,788	1:02,173 0:22,337 0:21,557 0:18,279	1:02,129 0:22,496 0:21,217 0:18,416	1:03,577 0:22,965 0:21,987 0:18,625	1:02,910 0:22,803 0:21,746 0:18,361
Runde 5	1:01,534 0:21,991 0:21,210 0:18,333	1:01,703 0:22,084 0:21,331 0:18,288	1:01,876 0:22,247 0:21,343 0:18,286	1:02,470 0:22,358 0:21,663 0:18,449	1:03,809 0:22,741 0:21,470 0:19,598
Runde 6	1:01,467 0:22,022 0:21,249 0:18,196	1:02,215 0:22,204 0:21,737 0:18,274	1:01,894 0:22,388 0:21,231 0:18,275	1:02,090 0:22,409 0:21,352 0:18,329	2:26,367 1:46,593 0:21,460 0:18,314
Runde 7	1:01,549 0:21,813 0:21,221 0:18,515	1:07,221 0:22,334 0:21,594 0:23,293	1:01,843 0:22,302 0:21,196 0:18,345	1:07,572 0:26,625 0:21,529 0:19,418	1:02,205 0:22,461 0:21,510 0:18,234
Runde 8	1:01,866 0:22,481 0:21,203 0:18,182	1:01,893 0:22,134 0:21,441 0:18,318	1:01,809 0:22,235 0:21,246 0:18,328	1:43,444 1:03,788 0:21,280 0:18,376	1:02,110 0:22,818 0:21,296 0:17,996
Runde 9	1:01,844 0:22,114 0:21,311 0:18,419	1:04,706 0:22,423 0:21,532 0:20,751	1:01,812 0:22,172 0:21,506 0:18,134		

free practice DSKC (K22) Group 2

Die schnellsten Zeiten

Ort	Nr. Fahrername	Zeit	Streckenl.	Ø Speed
Ziel	346 Andrisani,Gianni	0:59,525	1190 m	72,0 km/h
Sektion 1	346 Andrisani,Gianni	0:21,293	452 m	76,4 km/h
Sektion 2	346 Andrisani,Gianni	0:20,540	368 m	64,5 km/h
Sektion 3	346 Andrisani,Gianni	0:17,654	370 m	75,5 km/h

	Smr.388 Avanzato,Roberto ITA	Smr.320 Colella,Luca DEU	Smr.352 Lauer,Mario DEU	Smr.390 Avila Manrique,Ricardo ESP	Smr.389 Jahns Müller,Robert DEU
	AVANZATO ROBERTO	APEX Performance Racing Team	APEX Performance Racing Team	BIREL ART RACING KSW	Team NKS
	theoretisch mögliche Bestzeit 1:01,875	theoretisch mögliche Bestzeit 1:01,859	theoretisch mögliche Bestzeit 1:01,986	theoretisch mögliche Bestzeit 1:02,298	theoretisch mögliche Bestzeit 1:02,542
best	Ziel Sektion 1 Sektion 2 Sektion 3 1:02,284 0:22,301 0:21,179 0:18,395	Ziel Sektion 1 Sektion 2 Sektion 3 1:02,299 0:22,572 0:21,182 0:18,105	Ziel Sektion 1 Sektion 2 Sektion 3 1:02,628 0:21,994 0:21,239 0:18,753	Ziel Sektion 1 Sektion 2 Sektion 3 1:02,729 0:22,201 0:21,414 0:18,683	Ziel Sektion 1 Sektion 2 Sektion 3 1:02,821 0:22,772 0:21,224 0:18,546
Runde 1	1:06,396 0:25,583 0:21,794 0:19,019	1:08,009 0:24,640 0:22,974 0:20,395	1:38,964 0:24,964 0:50,218 0:23,782	1:06,545 0:24,473 0:22,429 0:19,643	1:28,835 0:24,730 0:30,903 0:33,202
Runde 2	1:03,025 0:23,066 0:21,179 0:18,780	1:05,226 0:24,232 0:21,950 0:19,044	1:06,159 0:24,565 0:22,346 0:19,248	1:04,025 0:23,030 0:21,896 0:19,099	4:40,110 3:59,784 0:21,738 0:18,588
Runde 3	1:03,199 0:23,247 0:21,317 0:18,635	1:02,785 0:22,572 0:21,606 0:18,607	1:07,253 0:24,139 0:24,342 0:18,772	1:03,052 0:22,804 0:21,565 0:18,683	1:03,235 0:22,901 0:21,535 0:18,799
Runde 4	1:03,745 0:23,027 0:21,668 0:19,050	1:02,903 0:22,913 0:21,289 0:18,701	1:02,911 0:22,490 0:21,406 0:19,015	1:02,927 0:22,244 0:21,677 0:19,006	1:02,856 0:22,772 0:21,538 0:18,546
Runde 5	1:02,284 0:22,426 0:21,414 0:18,444	1:03,083 0:22,766 0:21,743 0:18,574	1:02,628 0:22,463 0:21,412 0:18,753	1:02,729 0:22,382 0:21,414 0:18,933	1:02,821 0:22,943 0:21,224 0:18,654
Runde 6	1:02,579 0:22,599 0:21,585 0:18,395	1:02,500 0:22,773 0:21,622 0:18,105	1:05,562 0:23,779 0:21,588 0:20,195	1:03,101 0:22,550 0:21,793 0:18,758	
Runde 7	1:02,598 0:22,585 0:21,576 0:18,437	1:02,299 0:22,741 0:21,182 0:18,376	1:03,078 0:23,066 0:21,239 0:18,773	1:03,438 0:22,201 0:21,644 0:19,593	
Runde 8	1:37,978 0:22,301 0:53,220 0:22,457	1:02,825 0:23,201 0:21,248 0:18,376	1:04,773 0:21,994 0:22,688 0:20,091	1:02,895 0:22,420 0:21,762 0:18,713	
Runde 9		1:02,653 0:22,684 0:21,587 0:18,382		1:04,855 0:22,363 0:21,539 0:20,953	

free practice DSKC (KZ2) Group 2

Die schnellsten Zeiten

Ort	Nr. Fahrername	Zeit	Streckeil.	Ø Speed
Ziel	346 Andrisani,Gianni	0:59,525	1190 m	72,0 km/h
Sektion 1	346 Andrisani,Gianni	0:21,293	452 m	76,4 km/h
Sektion 2	346 Andrisani,Gianni	0:20,540	368 m	64,5 km/h
Sektion 3	346 Andrisani,Gianni	0:17,654	370 m	75,5 km/h

Snr.386 Knapp,Martin		DEU		Team NKS	
theoretisch mögliche Bestzeit 1:03,311		Sektion 1		Sektion 2	
Ziel	1:03,873	0:22,978	0:21,765	0:18,568	0:18,568
Runde 1	1:12,551	0:27,780	0:24,287	0:20,484	0:20,484
Runde 2	1:04,706	0:23,364	0:22,123	0:19,219	0:19,219
Runde 3	1:12,401	0:24,633	0:27,614	0:20,154	0:20,154
Runde 4	1:07,537	0:22,978	0:22,733	0:21,826	0:21,826
Runde 5	3:57,837	3:17,013	0:21,945	0:18,879	0:18,879
Runde 6	1:03,873	0:23,540	0:21,765	0:18,568	0:18,568
Runde 7					

Snr.385 Krozser,Menyhert		HUN		Dörr Motorsport	
theoretisch mögliche Bestzeit 49:17,888		Sektion 1		Sektion 2	
Ziel	48:51,592	0:26,296	0:26,296	0:26,296	0:26,296
Runde 1	48:51,592	0:26,296	0:26,296	0:26,296	0:26,296

Ziel	Sektion 1	Sektion 2	Sektion 3	Ziel	Sektion 1	Sektion 2	Sektion 3	Ziel	Sektion 1	Sektion 2	Sektion 3

free practice DSKC (KZ2) Group 2

Ziel		Sektion 1		Sektion 2		Sektion 3	
Fahrername	Zeit	Fahrername	Zeit	Fahrername	Zeit	Fahrername	Zeit
1 346 Andrisani,Gianni	0:59,525	346 Andrisani,Gianni	0:21,293	346 Andrisani,Gianni	0:20,540	346 Andrisani,Gianni	0:17,654
2 332 Roos,Nikolas	0:59,924	332 Roos,Nikolas	0:21,419	306 Mai,Emanuel	0:20,591	332 Roos,Nikolas	0:17,753
3 306 Mai,Emanuel	1:00,248	319 Gallasin,Celian	0:21,444	317 Reuters,Dominik	0:20,615	330 Holzem,Juliano	0:17,776
4 330 Holzem,Juliano	1:00,370	336 Malk,Cedric	0:21,496	319 Gallasin,Celian	0:20,706	306 Mai,Emanuel	0:17,873
5 319 Gallasin,Celian	1:00,407	306 Mai,Emanuel	0:21,504	332 Roos,Nikolas	0:20,720	384 Breitenbach,Florian	0:17,911
6 317 Reuters,Dominik	1:00,485	330 Holzem,Juliano	0:21,522	330 Holzem,Juliano	0:20,789	367 Felbermayr,Horst Felix	0:17,943
7 336 Malk,Cedric	1:00,730	367 Felbermayr,Horst Felix	0:21,612	322 Jefry,Amer Harris	0:20,843	322 Jefry,Amer Harris	0:17,952
8 367 Felbermayr,Horst Felix	1:00,732	310 Adams,Tom	0:21,653	376 Ernst,Marcel	0:20,880	317 Reuters,Dominik	0:17,987
9 322 Jefry,Amer Harris	1:00,872	322 Jefry,Amer Harris	0:21,668	310 Adams,Tom	0:20,905	327 Kuypers,Siep	0:17,996
10 384 Breitenbach,Florian	1:01,094	317 Reuters,Dominik	0:21,755	367 Felbermayr,Horst Felix	0:20,913	319 Gallasin,Celian	0:18,055
11 376 Ernst,Marcel	1:01,107	384 Breitenbach,Florian	0:21,804	380 Tillet,Archie	0:20,929	310 Adams,Tom	0:18,066
12 310 Adams,Tom	1:01,124	353 Rothschoepf,Alexander	0:21,813	336 Malk,Cedric	0:20,961	320 Colella,Luca	0:18,105
13 329 Elkjaer,Anders Amfelt	1:01,311	376 Ernst,Marcel	0:21,861	325 Hommerson,Alexander	0:21,028	370 Billman,Simon	0:18,134
14 325 Hommerson,Alexander	1:01,410	329 Elkjaer,Anders Amfelt	0:21,897	329 Elkjaer,Anders Amfelt	0:21,086	314 Tabakovic,Ronny	0:18,142
15 380 Tillet,Archie	1:01,466	325 Hommerson,Alexander	0:21,913	384 Breitenbach,Florian	0:21,138	353 Rothschoepf,Alexander	0:18,182
16 353 Rothschoepf,Alexander	1:01,467	352 Lauer,Mario	0:21,994	388 Avanzato,Roberto	0:21,179	336 Malk,Cedric	0:18,191
17 314 Tabakovic,Ronny	1:01,703	314 Tabakovic,Ronny	0:22,084	320 Colella,Luca	0:21,182	380 Tillet,Archie	0:18,201
18 370 Billman,Simon	1:01,726	327 Kuypers,Siep	0:22,132	370 Billman,Simon	0:21,196	325 Hommerson,Alexander	0:18,204
19 373 Jansson,Patrik	1:02,090	370 Billman,Simon	0:22,172	353 Rothschoepf,Alexander	0:21,203	376 Ernst,Marcel	0:18,240
20 327 Kuypers,Siep	1:02,110	380 Tillet,Archie	0:22,173	389 Jahns Müller,Robert	0:21,224	329 Elkjaer,Anders Amfelt	0:18,324
21 388 Avanzato,Roberto	1:02,284	390 Avila Manrique,Ricardo	0:22,201	352 Lauer,Mario	0:21,239	373 Jansson,Patrik	0:18,329
22 320 Colella,Luca	1:02,299	388 Avanzato,Roberto	0:22,301	373 Jansson,Patrik	0:21,280	388 Avanzato,Roberto	0:18,395
23 352 Lauer,Mario	1:02,628	373 Jansson,Patrik	0:22,358	327 Kuypers,Siep	0:21,296	389 Jahns Müller,Robert	0:18,546
24 390 Avila Manrique,Ricardo	1:02,729	320 Colella,Luca	0:22,572	314 Tabakovic,Ronny	0:21,331	386 Knapp,Martin	0:18,568
25 389 Jahns Müller,Robert	1:02,821	389 Jahns Müller,Robert	0:22,772	390 Avila Manrique,Ricardo	0:21,414	390 Avila Manrique,Ricardo	0:18,683
26 386 Knapp,Martin	1:03,873	386 Knapp,Martin	0:22,978	386 Knapp,Martin	0:21,765	352 Lauer,Mario	0:18,753
27 385 Krozser,Menyhert		385 Krozser,Menyhert	48:51,592	385 Krozser,Menyhert	0:26,296	385 Krozser,Menyhert	

free practice DSKC (K22) Group 2

Die schnellsten Zeiten

Ort	Nr. Fahrername	Streckenl.	Ø Speed
Ziel	346 Andrisani, Gianni	1190 m	72,0 km/h
Sektion 1	346 Andrisani, Gianni	452 m	76,4 km/h
Sektion 2	346 Andrisani, Gianni	368 m	64,5 km/h
Sektion 3	346 Andrisani, Gianni	370 m	75,5 km/h

	Stmr.346 Andrisani, Gianni DEU	Stmr.332 Roos, Nikolas ZAF	Stmr.306 Mai, Emanuel DEU	Stmr.330 Holzem, Juliano DEU	Stmr.319 Gallasin, Celian FRA
	Mach1 Motorsport - Kartschmie.de	CRG Holland	Solgat Motorsport	CPB Sport	Maranello SRP Factory Team
	theoretisch mögliche Bestzeit 0:59,487	theoretisch mögliche Bestzeit 0:59,892	theoretisch mögliche Bestzeit 0:59,968	theoretisch mögliche Bestzeit 1:00,087	theoretisch mögliche Bestzeit 1:00,205
best	Ziel Sektion 1 Sektion 2 Sektion 3 0:59,525 0:21,293 0:20,540 0:17,654	Ziel Sektion 1 Sektion 2 Sektion 3 1:02,002 0:22,489 0:21,356 0:18,157	Ziel Sektion 1 Sektion 2 Sektion 3 1:00,418 0:21,522 0:20,913 0:17,983	Ziel Sektion 1 Sektion 2 Sektion 3 1:00,370 0:21,522 0:20,789 0:17,776	Ziel Sektion 1 Sektion 2 Sektion 3 1:00,407 0:21,444 0:20,706 0:18,055
Runde 1	0:59,525 0:21,293 0:20,540 0:17,692	1:00,315 0:21,743 0:20,812 0:17,760	1:00,922 0:21,845 0:20,972 0:18,105	1:00,437 0:21,533 0:20,879 0:18,025	1:01,544 0:22,582 0:20,907 0:18,055
Runde 2	1:00,589 0:21,738 0:20,930 0:17,921	0:59,924 0:21,419 0:20,752 0:17,753	1:00,693 0:22,007 0:20,813 0:17,873	1:01,507 0:21,975 0:21,488 0:18,044	1:00,407 0:21,632 0:20,706 0:18,069
Runde 3	0:59,925 0:21,377 0:20,792 0:17,756	1:00,589 0:21,737 0:20,851 0:18,001	1:00,577 0:21,757 0:20,591 0:18,229	1:00,533 0:21,522 0:20,942 0:18,069	1:00,580 0:21,444 0:21,012 0:18,124
Runde 4	1:03,749 0:23,630 0:21,224 0:18,895	1:00,042 0:21,480 0:20,720 0:17,842	1:00,802 0:21,977 0:20,841 0:17,984	1:00,370 0:21,723 0:20,852 0:17,795	1:01,762 0:22,067 0:21,016 0:18,679
Runde 5	1:00,025 0:21,634 0:20,610 0:17,781	1:02,139 0:21,955 0:21,217 0:18,967	1:00,389 0:21,504 0:20,877 0:18,008	1:02,296 0:21,563 0:20,983 0:19,750	
Runde 6	1:00,150 0:21,621 0:20,875 0:17,654	1:41,523 1:01,604 0:21,096 0:18,823	1:00,248 0:21,556 0:20,723 0:17,969	2:00,700 1:22,135 0:20,789 0:17,776	
Runde 7	1:00,733 0:21,370 0:20,756 0:18,607	1:04,676 0:22,207 0:22,162 0:20,307	1:00,248 0:21,556 0:20,723 0:17,969	1:00,542 0:21,679 0:20,822 0:18,041	
Runde 8	2:03,771 1:24,823 0:21,067 0:17,881	0:30,155 0:29,562	1:01,050 0:21,746 0:21,214 0:18,090	1:00,515 0:21,579 0:21,047 0:17,889	
Runde 9					

free practice DSKC (K22) Group 2

Die schnellsten Zeiten

Ort	Nr. Fahrername	Streckenl.	ø Speed
Ziel	346 Andrisani,Gianni	1190 m	72,0 km/h
Sektion 1	346 Andrisani,Gianni	452 m	76,4 km/h
Sektion 2	346 Andrisani,Gianni	368 m	64,5 km/h
Sektion 3	346 Andrisani,Gianni	370 m	75,5 km/h

	Smr.317 Reuters,Dominik DEU AP-Racing	Smr.336 Malk,Cedric CHE Millennium Racing	Smr.367 Felbermayr,Horst Felix AUT Haak Motorsport	Smr.322 Jetry,Amer Hurriss MYS CPB Sport	Smr.384 Breitenbach,Florian DEU Nees Racing
	theoretisch mögliche Bestzeit 1:00,357	theoretisch mögliche Bestzeit 1:00,648	theoretisch mögliche Bestzeit 1:00,468	theoretisch mögliche Bestzeit 1:00,463	theoretisch mögliche Bestzeit 1:00,853
best	Ziel Sektion 1 Sektion 2 Sektion 3 1:00,485 0:21,755 0:20,615 0:17,987	Ziel Sektion 1 Sektion 2 Sektion 3 1:00,730 0:21,496 0:20,961 0:18,191	Ziel Sektion 1 Sektion 2 Sektion 3 1:00,732 0:21,612 0:20,913 0:17,943	Ziel Sektion 1 Sektion 2 Sektion 3 1:00,872 0:21,668 0:20,843 0:17,952	Ziel Sektion 1 Sektion 2 Sektion 3 1:01,094 0:21,804 0:21,138 0:17,911
Runde 1	1:01,654 0:22,140 0:21,276 0:18,238	1:02,353 0:22,334 0:21,529 0:18,490	1:04,879 0:24,888 0:21,474 0:18,517	1:02,771 0:22,548 0:21,551 0:18,672	1:06,984 0:24,259 0:22,807 0:19,918
Runde 2	1:01,031 0:21,811 0:21,000 0:18,220	1:01,467 0:21,952 0:21,081 0:18,434	1:02,804 0:22,974 0:21,322 0:18,508	1:02,556 0:22,434 0:21,480 0:18,642	1:03,861 0:23,783 0:22,167 0:17,911
Runde 3	1:01,252 0:22,059 0:21,046 0:18,147	1:02,130 0:22,339 0:21,398 0:18,393	1:10,818 0:23,624 0:21,637 0:19,557	1:02,895 0:22,893 0:21,552 0:18,450	1:02,419 0:22,610 0:21,324 0:18,485
Runde 4	1:03,555 0:24,316 0:20,930 0:18,309	1:01,385 0:21,926 0:20,961 0:18,498	1:02,471 0:22,665 0:21,390 0:18,416	1:01,510 0:21,972 0:20,897 0:18,641	1:01,814 0:22,094 0:21,367 0:18,353
Runde 5	1:00,927 0:21,803 0:20,906 0:18,218	1:01,014 0:21,635 0:21,072 0:18,307	1:01,007 0:21,847 0:21,100 0:18,060	1:01,082 0:21,912 0:20,920 0:18,250	1:03,597 0:22,729 0:21,601 0:19,267
Runde 6	1:00,485 0:21,755 0:20,615 0:18,115	1:00,730 0:21,524 0:21,015 0:18,191	1:01,084 0:21,798 0:20,957 0:18,329	1:00,989 0:21,868 0:20,843 0:18,278	2:09,721 1:30,274 0:21,270 0:18,177
Runde 7	1:01,440 0:22,363 0:21,024 0:18,053	1:00,838 0:21,496 0:21,133 0:18,209	1:00,732 0:21,623 0:20,913 0:18,196	1:00,936 0:21,974 0:21,010 0:17,952	1:01,268 0:21,804 0:21,226 0:18,238
Runde 8	1:07,847 0:22,136 0:27,673 0:18,038	1:01,135 0:21,746 0:21,046 0:18,343	1:01,118 0:22,148 0:21,027 0:17,943	1:00,872 0:21,982 0:20,893 0:17,997	1:01,094 0:21,822 0:21,138 0:18,134
Runde 9	1:01,119 0:21,936 0:21,196 0:17,987	1:01,267 0:21,760 0:21,233 0:18,274	1:03,655 0:21,612 0:21,362 0:20,681	1:00,979 0:21,668 0:21,255 0:18,056	

free practice DSKC (K22) Group 2

Die schnellsten Zeiten

Ort	Nr. Fahrername	Streckenl.	ø Speed
Ziel	346 Andrisani,Gianni	1190 m	72,0 km/h
Sektion 1	346 Andrisani,Gianni	452 m	76,4 km/h
Sektion 2	346 Andrisani,Gianni	368 m	64,5 km/h
Sektion 3	346 Andrisani,Gianni	370 m	75,5 km/h

	Smr.376 Ernst,Marcel DEU Marcel Ernst	Smr.310 Adams, Tom GBR Maranello SRP Factory Team	Smr.329 Elkjaer,Anders Amtelt DNK Maranello SRP Factory Team	Smr.325 Hommerson,Alexander NLD CRG Holland	Smr.380 Tilleit,Archie GBR Maranello SRP Factory Team
	theoretisch mögliche Bestzeit 1:00,981	theoretisch mögliche Bestzeit 1:00,624	theoretisch mögliche Bestzeit 1:01,307	theoretisch mögliche Bestzeit 1:01,145	theoretisch mögliche Bestzeit 1:01,303
best	Ziel Sektion 1 Sektion 2 Sektion 3 1:01,107 0:21,861 0:20,880 0:18,240	Ziel Sektion 1 Sektion 2 Sektion 3 1:01,124 0:21,653 0:20,905 0:18,066	Ziel Sektion 1 Sektion 2 Sektion 3 1:01,311 0:21,897 0:21,086 0:18,324	Ziel Sektion 1 Sektion 2 Sektion 3 1:01,410 0:21,913 0:21,028 0:18,204	Ziel Sektion 1 Sektion 2 Sektion 3 1:01,466 0:22,173 0:20,929 0:18,201
Runde 1	1:01,814 0:22,204 0:21,370 0:18,240	1:01,498 0:22,366 0:20,922 0:18,210	1:04,698 0:23,733 0:21,741 0:19,224	1:04,672 0:23,233 0:21,808 0:19,631	1:05,622 0:24,322 0:22,483 0:18,817
Runde 2	1:01,107 0:21,861 0:20,988 0:18,258	1:01,219 0:21,961 0:21,068 0:18,190	1:03,376 0:22,610 0:21,535 0:19,231	1:02,736 0:22,619 0:21,054 0:19,063	1:03,315 0:22,861 0:22,162 0:18,292
Runde 3	1:02,293 0:22,006 0:21,314 0:18,973	1:01,308 0:22,188 0:21,054 0:18,066	1:03,056 0:22,646 0:21,344 0:19,066	1:01,842 0:22,341 0:21,153 0:18,348	1:02,183 0:22,554 0:21,406 0:18,223
Runde 4	1:01,394 0:22,031 0:21,061 0:18,302	1:06,561 0:21,653 0:21,141 0:23,767	1:01,840 0:22,286 0:21,214 0:18,340	1:02,177 0:22,405 0:21,483 0:18,289	1:02,314 0:22,248 0:21,682 0:18,384
Runde 5	1:01,518 0:22,014 0:20,880 0:18,624	1:01,604 0:22,368 0:20,905 0:18,331	1:01,688 0:21,969 0:21,149 0:18,570	1:01,410 0:21,913 0:21,090 0:18,407	1:01,551 0:22,340 0:20,946 0:18,265
Runde 6	1:02,426 0:22,760 0:21,178 0:18,488	1:01,312 0:22,031 0:21,140 0:18,141	1:01,443 0:21,897 0:21,161 0:18,385	1:02,025 0:22,473 0:21,168 0:18,384	1:01,466 0:22,336 0:20,929 0:18,201
Runde 7	1:02,683 0:22,866 0:21,243 0:18,574	1:01,343 0:21,995 0:20,942 0:18,406	1:01,311 0:21,901 0:21,086 0:18,324	1:01,824 0:22,592 0:21,028 0:18,204	1:01,694 0:22,251 0:21,089 0:18,354
Runde 8	1:01,868 0:22,199 0:21,156 0:18,513	1:01,124 0:22,007 0:21,011 0:18,106	1:02,348 0:22,297 0:21,494 0:18,557	1:01,924 0:22,051 0:21,455 0:18,418	1:01,863 0:22,173 0:21,417 0:18,273
Runde 9	1:01,842 0:22,242 0:21,161 0:18,439	1:01,450 0:22,115 0:21,021 0:18,314	1:02,139 0:22,468 0:21,225 0:18,446	1:01,755 0:22,354 0:21,121 0:18,280	1:01,838 0:22,376 0:21,219 0:18,243

free practice DSKC (K22) Group 2

Die schnellsten Zeiten

Ort	Nr. Fahrername	Zeit	Streckentl.	Ø Speed
Ziel	346 Andrisani,Gianni	0:59,525	1190 m	72,0 km/h
Sektion 1	346 Andrisani,Gianni	0:21,293	452 m	76,4 km/h
Sektion 2	346 Andrisani,Gianni	0:20,540	368 m	64,5 km/h
Sektion 3	346 Andrisani,Gianni	0:17,654	370 m	75,5 km/h

	Stmr.353 Rothschopf,Alexander AUT BIREL ART RACING KSW	Stmr.314 Tabakovic,Romy DEU C.K.R. SRL	Stmr.370 Billman,Simon SWE KH Racing Team	Stmr.373 Jansson,Patrick SWE KH Racing Team	Stmr.327 Kuypers,Siep NLD CRG Holland
	theoretisch mögliche Bestzeit 1:01,198	theoretisch mögliche Bestzeit 1:01,557	theoretisch mögliche Bestzeit 1:01,502	theoretisch mögliche Bestzeit 1:01,967	theoretisch mögliche Bestzeit 1:01,424
best	Ziel Sektion 1 Sektion 2 Sektion 3 1:01,467 0:21,813 0:21,203 0:18,182	Ziel Sektion 1 Sektion 2 Sektion 3 1:01,703 0:22,084 0:21,331 0:18,142	Ziel Sektion 1 Sektion 2 Sektion 3 1:01,726 0:22,172 0:21,196 0:18,134	Ziel Sektion 1 Sektion 2 Sektion 3 1:02,090 0:22,358 0:21,280 0:18,329	Ziel Sektion 1 Sektion 2 Sektion 3 1:02,110 0:22,132 0:21,296 0:17,996
Runde 1	1:16,962 0:26,411 0:26,780 0:23,771	1:06,142 0:24,436 0:22,373 0:19,333	1:03,768 0:23,446 0:21,658 0:18,664	1:17,251 0:28,582 0:26,215 0:22,454	1:04,633 0:23,978 0:22,042 0:18,613
Runde 2	1:06,498 0:24,242 0:22,598 0:19,658	1:02,615 0:22,639 0:21,746 0:18,230	1:02,156 0:22,629 0:21,220 0:18,307	1:03,758 0:23,157 0:21,866 0:18,735	1:02,683 0:22,132 0:21,960 0:18,591
Runde 3	1:05,654 0:23,452 0:22,397 0:19,805	1:02,123 0:22,400 0:21,581 0:18,142	1:01,726 0:22,249 0:21,252 0:18,225	1:02,593 0:22,522 0:21,564 0:18,507	1:03,381 0:23,282 0:21,799 0:18,300
Runde 4	1:03,676 0:23,318 0:21,570 0:18,788	1:02,173 0:22,337 0:21,557 0:18,279	1:02,129 0:22,496 0:21,217 0:18,416	1:03,577 0:22,965 0:21,987 0:18,625	1:02,910 0:22,803 0:21,746 0:18,361
Runde 5	1:01,534 0:21,991 0:21,210 0:18,333	1:01,703 0:22,084 0:21,331 0:18,288	1:01,876 0:22,247 0:21,343 0:18,286	1:02,470 0:22,358 0:21,663 0:18,449	1:03,809 0:22,741 0:21,470 0:19,598
Runde 6	1:01,467 0:22,022 0:21,249 0:18,196	1:02,215 0:22,204 0:21,737 0:18,274	1:01,894 0:22,388 0:21,231 0:18,275	1:02,090 0:22,409 0:21,352 0:18,329	2:26,367 1:46,593 0:21,460 0:18,314
Runde 7	1:01,549 0:21,813 0:21,221 0:18,515	1:07,221 0:22,334 0:21,594 0:23,293	1:01,843 0:22,302 0:21,196 0:18,345	1:07,572 0:26,625 0:21,529 0:19,418	1:02,205 0:22,461 0:21,510 0:18,234
Runde 8	1:01,866 0:22,481 0:21,203 0:18,182	1:01,893 0:22,134 0:21,441 0:18,318	1:01,809 0:22,235 0:21,246 0:18,328	1:43,444 1:03,788 0:21,280 0:18,376	1:02,110 0:22,818 0:21,296 0:17,996
Runde 9	1:01,844 0:22,114 0:21,311 0:18,419	1:04,706 0:22,423 0:21,532 0:20,751	1:01,812 0:22,172 0:21,506 0:18,134		

free practice DSKC (K22) Group 2

Die schnellsten Zeiten

Ort	Nr. Fahrername	Zeit	Streckenl.	Ø Speed
Ziel	346 Andrisani,Gianni	0:59,525	1190 m	72,0 km/h
Sektion 1	346 Andrisani,Gianni	0:21,293	452 m	76,4 km/h
Sektion 2	346 Andrisani,Gianni	0:20,540	368 m	64,5 km/h
Sektion 3	346 Andrisani,Gianni	0:17,654	370 m	75,5 km/h

	Smr.388 Avanzato,Roberto ITA	Smr.320 Colella,Luca DEU	Smr.352 Lauer,Mario DEU	Smr.390 Avila Manrique,Ricardo ESP	Smr.389 Jahns Müller,Robert DEU
	AVANZATO ROBERTO	APEX Performance Racing Team	APEX Performance Racing Team	BIREL ART RACING KSW	Team NKS
	theoretisch mögliche Bestzeit 1:01,875	theoretisch mögliche Bestzeit 1:01,859	theoretisch mögliche Bestzeit 1:01,986	theoretisch mögliche Bestzeit 1:02,298	theoretisch mögliche Bestzeit 1:02,542
best	Ziel Sektion 1 Sektion 2 Sektion 3 1:02,284 0:22,301 0:21,179 0:18,395	Ziel Sektion 1 Sektion 2 Sektion 3 1:02,299 0:22,572 0:21,182 0:18,105	Ziel Sektion 1 Sektion 2 Sektion 3 1:02,628 0:21,994 0:21,239 0:18,753	Ziel Sektion 1 Sektion 2 Sektion 3 1:02,729 0:22,201 0:21,414 0:18,683	Ziel Sektion 1 Sektion 2 Sektion 3 1:02,821 0:22,772 0:21,224 0:18,546
Runde 1	1:06,396 0:25,583 0:21,794 0:19,019	1:08,009 0:24,640 0:22,974 0:20,395	1:38,964 0:24,964 0:50,218 0:23,782	1:06,545 0:24,473 0:22,429 0:19,643	1:28,835 0:24,730 0:30,903 0:33,202
Runde 2	1:03,025 0:23,066 0:21,179 0:18,780	1:05,226 0:24,232 0:21,950 0:19,044	1:06,159 0:24,565 0:22,346 0:19,248	1:04,025 0:23,030 0:21,896 0:19,099	4:40,110 3:59,784 0:21,738 0:18,588
Runde 3	1:03,199 0:23,247 0:21,317 0:18,635	1:02,785 0:22,572 0:21,606 0:18,607	1:07,253 0:24,139 0:24,342 0:18,772	1:03,052 0:22,804 0:21,565 0:18,683	1:03,235 0:22,901 0:21,535 0:18,799
Runde 4	1:03,745 0:23,027 0:21,668 0:19,050	1:02,903 0:22,913 0:21,289 0:18,701	1:02,911 0:22,490 0:21,406 0:19,015	1:02,927 0:22,244 0:21,677 0:19,006	1:02,856 0:22,772 0:21,538 0:18,546
Runde 5	1:02,284 0:22,426 0:21,414 0:18,444	1:03,083 0:22,766 0:21,743 0:18,574	1:02,628 0:22,463 0:21,412 0:18,753	1:02,729 0:22,382 0:21,414 0:18,933	1:02,821 0:22,943 0:21,224 0:18,654
Runde 6	1:02,579 0:22,599 0:21,585 0:18,395	1:02,500 0:22,773 0:21,622 0:18,105	1:05,562 0:23,779 0:21,588 0:20,195	1:03,101 0:22,550 0:21,793 0:18,758	
Runde 7	1:02,598 0:22,585 0:21,576 0:18,437	1:02,299 0:22,741 0:21,182 0:18,376	1:03,078 0:23,066 0:21,239 0:18,773	1:03,438 0:22,201 0:21,644 0:19,593	
Runde 8	1:37,978 0:22,301 0:53,220 0:22,457	1:02,825 0:23,201 0:21,248 0:18,376	1:04,773 0:21,994 0:22,688 0:20,091	1:02,895 0:22,420 0:21,762 0:18,713	
Runde 9		1:02,653 0:22,684 0:21,587 0:18,382		1:04,855 0:22,363 0:21,539 0:20,953	

free practice DSKC (KZ2) Group 2

Die schnellsten Zeiten

Ort	Nr. Fahrername	Zeit	Streckenl.	Ø Speed
Ziel	346 Andrisani,Gianni	0:59,525	1190 m	72,0 km/h
Sektion 1	346 Andrisani,Gianni	0:21,293	452 m	76,4 km/h
Sektion 2	346 Andrisani,Gianni	0:20,540	368 m	64,5 km/h
Sektion 3	346 Andrisani,Gianni	0:17,654	370 m	75,5 km/h

Snr.386 Knapp,Martin		Snr.385 Krozser,Menyhert	
DEU		HUN	
Team NKS		Dörr Motorsport	
theoretisch mögliche Bestzeit 1:03,311		theoretisch mögliche Bestzeit 49:17,888	
Ziel	Sektion 1	Sektion 2	Sektion 3
best	1:03,873	0:22,978	0:21,765
Runde 1	1:12,551	0:27,780	0:24,287
Runde 2	1:04,706	0:23,364	0:22,123
Runde 3	1:12,401	0:24,633	0:27,614
Runde 4	1:07,537	0:22,978	0:22,733
Runde 5	3:57,837	3:17,013	0:21,945
Runde 6	1:03,873	0:23,540	0:21,765
Runde 7			

Ziel	Sektion 1	Sektion 2	Sektion 3
best	48:51,592	0:26,296	48:51,592
Runde 1	48:51,592	0:26,296	48:51,592
Runde 2			
Runde 3			
Runde 4			
Runde 5			
Runde 6			
Runde 7			

free practice DSKC (K22) Group 1

Ziel		Sektion 1		Sektion 2		Sektion 3	
Fahrername	Zeit	Fahrername	Zeit	Fahrername	Zeit	Fahrername	Zeit
1 316 Thomsen,Lukas	0:58,980	316 Thomsen,Lukas	0:21,094	309 Tröger,Niels	0:20,012	312 Rackl,Thomas	0:17,546
2 309 Tröger,Niels	0:59,134	318 Damhuis,Philipp	0:21,202	312 Rackl,Thomas	0:20,140	316 Thomsen,Lukas	0:17,560
3 312 Rackl,Thomas	0:59,152	309 Tröger,Niels	0:21,240	328 Bos,Jeroen	0:20,265	309 Tröger,Niels	0:17,584
4 318 Damhuis,Philipp	0:59,159	312 Rackl,Thomas	0:21,256	316 Thomsen,Lukas	0:20,272	318 Damhuis,Philipp	0:17,645
5 328 Bos,Jeroen	0:59,680	357 Reiböck,Lukas	0:21,263	318 Damhuis,Philipp	0:20,291	328 Bos,Jeroen	0:17,733
6 315 Hensen,Linus	0:59,716	328 Bos,Jeroen	0:21,267	315 Hensen,Linus	0:20,354	377 Walter,Luca	0:17,749
7 377 Walter,Luca	1:00,084	315 Hensen,Linus	0:21,414	377 Walter,Luca	0:20,535	315 Hensen,Linus	0:17,808
8 357 Reiböck,Lukas	1:00,363	377 Walter,Luca	0:21,508	381 Babaioana,Darius	0:20,602	351 Algre,Ken Oskar	0:17,830
9 351 Algre,Ken Oskar	1:00,416	351 Algre,Ken Oskar	0:21,567	387 Vanzan,Bruno	0:20,726	357 Reiböck,Lukas	0:17,867
10 354 Steinbach,Oskar	1:00,581	335 Felbermayr,Emma	0:21,576	321 Kapetanidis,Vinzent	0:20,776	354 Steinbach,Oskar	0:17,938
11 333 Negruța,Mark	1:00,860	354 Steinbach,Oskar	0:21,590	357 Reiböck,Lukas	0:20,778	378 Achillefs,Giannis	0:17,975
12 381 Babaioana,Darius	1:00,890	383 Stange,Max	0:21,630	351 Algre,Ken Oskar	0:20,781	337 La Martina,Vincenzo Ale:	0:18,034
13 366 Schreyer,Maximilian	1:00,892	366 Schreyer,Maximilian	0:21,651	354 Steinbach,Oskar	0:20,807	333 Negruța,Mark	0:18,077
14 335 Felbermayr,Emma	1:00,908	321 Kapetanidis,Vinzent	0:21,690	383 Stange,Max	0:20,816	387 Vanzan,Bruno	0:18,079
15 321 Kapetanidis,Vinzent	1:00,948	337 La Martina,Vincenzo Ale:	0:21,705	366 Schreyer,Maximilian	0:20,832	335 Felbermayr,Emma	0:18,098
16 387 Vanzan,Bruno	1:01,057	333 Negruța,Mark	0:21,721	343 Steen,Bas	0:20,840	366 Schreyer,Maximilian	0:18,117
17 383 Stange,Max	1:01,077	381 Babaioana,Darius	0:21,771	335 Felbermayr,Emma	0:20,883	307 Schenck,Maurice	0:18,145
18 337 La Martina,Vincenzo Ale:	1:01,180	387 Vanzan,Bruno	0:22,042	333 Negruța,Mark	0:20,886	334 Vladoić,Lukas Milos	0:18,166
19 378 Achillefs,Giannis	1:01,366	313 Kacirek,Petr	0:22,066	307 Schenck,Maurice	0:20,899	382 Federer,Jannick	0:18,167
20 334 Vladoić,Lukas Milos	1:01,563	343 Steen,Bas	0:22,076	337 La Martina,Vincenzo Ale:	0:20,901	313 Kacirek,Petr	0:18,201
21 343 Steen,Bas	1:01,591	382 Federer,Jannick	0:22,105	378 Achillefs,Giannis	0:20,987	321 Kapetanidis,Vinzent	0:18,202
22 313 Kacirek,Petr	1:01,680	334 Vladoić,Lukas Milos	0:22,114	334 Vladoić,Lukas Milos	0:20,989	343 Steen,Bas	0:18,224
23 307 Schenck,Maurice	1:01,975	378 Achillefs,Giannis	0:22,129	391 Schmarl,Jürgen	0:21,021	381 Babaioana,Darius	0:18,254
24 391 Schmarl,Jürgen	1:02,062	391 Schmarl,Jürgen	0:22,219	313 Kacirek,Petr	0:21,041	383 Stange,Max	0:18,265
25 382 Federer,Jannick	1:02,186	307 Schenck,Maurice	0:22,487	326 Naumann,Christian	0:21,193	391 Schmarl,Jürgen	0:18,267
26 326 Naumann,Christian	1:03,540	326 Naumann,Christian	0:22,836	382 Federer,Jannick	0:21,393	326 Naumann,Christian	0:18,783
27 375 Jalava,Aleksi	1:06,607	375 Jalava,Aleksi	0:22,914	375 Jalava,Aleksi	0:22,301	375 Jalava,Aleksi	0:20,564

free practice DSKC (K22) Group 1

Die schnellsten Zeiten

Ort	Nr. Fahrername	Streckentl.	ø Speed
Ziel	316 Thomsen,Lukas	1190 m	72,6 km/h
Sektion 1	316 Thomsen,Lukas	452 m	77,1 km/h
Sektion 2	309 Träger,Niels	368 m	66,2 km/h
Sektion 3	312 Rackd,Thomas	370 m	75,9 km/h

	Snr.316 Thomsen,Lukas DEU	Snr.309 Träger,Niels DEU	Snr.312 Rackd,Thomas DEU	Snr.318 Damhuis,Philipp DEU	Snr.328 Bos,Jeroen NLD
	Mach1 Motorsport - Kartschmie.de theoretisch mögliche Bestzeit 0:58,926	Maranello SRP Factory Team theoretisch mögliche Bestzeit 0:58,836	Maranello SRP Factory Team theoretisch mögliche Bestzeit 0:58,942	Philipp Damhuis theoretisch mögliche Bestzeit 0:59,138	SP Motorsport theoretisch mögliche Bestzeit 0:59,265
best	Ziel Sektion 1 Sektion 2 Sektion 3 0:58,980 0:21,094 0:20,272 0:17,560	Ziel Sektion 1 Sektion 2 Sektion 3 0:59,134 0:21,240 0:20,012 0:17,584	Ziel Sektion 1 Sektion 2 Sektion 3 0:59,152 0:21,256 0:20,140 0:17,546	Ziel Sektion 1 Sektion 2 Sektion 3 0:59,159 0:21,202 0:20,291 0:17,645	Ziel Sektion 1 Sektion 2 Sektion 3 0:59,680 0:21,267 0:20,265 0:17,733
Runde 1	1:01,247 0:22,485 0:20,447 0:18,315	1:00,852 0:22,812 0:20,291 0:17,749	1:00,789 0:22,807 0:20,360 0:17,622	1:00,910 0:21,860 0:20,797 0:18,253	1:00,983 0:21,925 0:20,833 0:18,225
Runde 2	1:00,561 0:22,241 0:20,495 0:17,825	0:59,134 0:21,240 0:20,310 0:17,584	0:59,775 0:21,402 0:20,495 0:17,678	0:59,764 0:21,465 0:20,463 0:17,836	1:00,364 0:21,824 0:20,542 0:17,998
Runde 3	0:58,980 0:21,094 0:20,326 0:17,560	0:59,153 0:21,293 0:20,256 0:17,604	0:59,404 0:21,482 0:20,376 0:17,546	0:59,842 0:21,655 0:20,291 0:17,896	0:59,763 0:21,347 0:20,435 0:17,981
Runde 4	1:00,037 0:21,664 0:20,301 0:18,072	0:59,605 0:21,391 0:20,577 0:17,637	0:59,152 0:21,351 0:20,187 0:17,614	0:59,604 0:21,521 0:20,417 0:17,666	0:59,797 0:21,508 0:20,556 0:17,733
Runde 5	0:59,665 0:21,160 0:20,579 0:17,926	0:59,156 0:21,429 0:20,012 0:17,715	0:59,406 0:21,494 0:20,140 0:17,772	0:59,159 0:21,202 0:20,312 0:17,645	0:59,709 0:21,267 0:20,303 0:18,139
Runde 6	0:59,416 0:21,283 0:20,302 0:17,831	1:00,359 0:21,408 0:20,532 0:18,419	0:59,661 0:21,256 0:20,221 0:18,184	0:59,898 0:21,571 0:20,413 0:17,914	0:59,717 0:21,492 0:20,265 0:17,960
Runde 7	0:59,891 0:21,349 0:20,523 0:18,019	1:00,354 0:22,085 0:20,677 0:17,592	1:00,880 0:22,352 0:20,461 0:18,067	1:00,205 0:21,536 0:20,369 0:18,300	0:59,883 0:21,459 0:20,446 0:17,978
Runde 8	0:59,746 0:21,325 0:20,432 0:17,989	0:59,413 0:21,326 0:20,463 0:17,624	0:59,936 0:21,796 0:20,412 0:17,728	0:59,456 0:21,266 0:20,387 0:17,803	0:59,874 0:21,338 0:20,486 0:18,050
Runde 9	0:59,774 0:21,402 0:20,272 0:18,100			1:00,023 0:21,307 0:20,770 0:17,946	0:59,680 0:21,380 0:20,325 0:17,975

free practice DSKC (K22) Group 1

Die schnellsten Zeiten

Ort	Nr. Fahrername	Streckenl.	Ø Speed
Ziel	316 Thomsen,Lukas	1190 m	72,6 km/h
Sektion 1	316 Thomsen,Lukas	452 m	77,1 km/h
Sektion 2	309 Tröger,Niels	368 m	66,2 km/h
Sektion 3	312 Rackd,Thomas	370 m	75,9 km/h

	Smr.315 Hensen,Linus DEU	Smr.377 Walther,Luca DEU	Smr.357 Reiböck,Lukas AUT	Smr.351 Algre,Ken Oskar EST	Smr.354 Steinbach,Oskar DEU
	Mach1 Motorsport - Kartschmie.de theoretisch mögliche Bestzeit 0:59,576	Luca Walther theoretisch mögliche Bestzeit 0:59,792	BIREL ART RACING KSW theoretisch mögliche Bestzeit 0:59,908	Maranello SRP Factory Team theoretisch mögliche Bestzeit 1:00,178	Georg Steinbach theoretisch mögliche Bestzeit 1:00,335
best	Ziel Sektion 1 Sektion 2 Sektion 3 0:59,716 0:21,414 0:20,354 0:17,808	Ziel Sektion 1 Sektion 2 Sektion 3 1:00,084 0:21,508 0:20,535 0:17,749	Ziel Sektion 1 Sektion 2 Sektion 3 1:00,363 0:21,263 0:20,778 0:17,867	Ziel Sektion 1 Sektion 2 Sektion 3 1:00,416 0:21,567 0:20,781 0:17,830	Ziel Sektion 1 Sektion 2 Sektion 3 1:00,581 0:21,590 0:20,807 0:17,938
Runde 1	1:03,289 0:22,572 0:20,635 0:20,082	1:00,750 0:21,738 0:21,257 0:17,755	1:04,873 0:23,779 0:21,638 0:19,456	1:10,334 0:24,068 0:22,483 0:23,783	1:03,069 0:23,537 0:21,111 0:18,421
Runde 2	1:01,595 0:22,629 0:20,873 0:18,093	1:02,097 0:21,896 0:20,996 0:19,205	1:02,918 0:23,698 0:20,924 0:18,296	1:04,976 0:23,567 0:21,267 0:20,142	1:00,581 0:21,762 0:20,881 0:17,938
Runde 3	0:59,716 0:21,455 0:20,453 0:17,808	1:00,329 0:21,588 0:20,992 0:17,749	1:02,025 0:22,340 0:21,304 0:18,381	1:08,647 0:25,245 0:22,088 0:21,314	1:00,966 0:21,915 0:20,972 0:18,079
Runde 4	0:59,727 0:21,431 0:20,354 0:17,942	1:00,688 0:21,582 0:21,080 0:18,026	1:01,508 0:21,858 0:21,783 0:17,867	1:04,176 0:23,994 0:21,688 0:18,494	1:01,758 0:21,641 0:21,993 0:18,124
Runde 5	1:00,566 0:21,554 0:21,061 0:17,951	1:00,084 0:21,589 0:20,535 0:17,960	1:01,261 0:22,121 0:20,778 0:18,362	1:00,543 0:21,753 0:20,960 0:17,830	1:01,608 0:21,590 0:20,951 0:19,067
Runde 6	1:00,236 0:21,493 0:20,688 0:18,055	1:00,139 0:21,516 0:20,625 0:17,998	1:00,363 0:21,263 0:20,990 0:18,110	1:00,629 0:21,801 0:20,875 0:17,953	2:05,995 1:27,140 0:20,807 0:18,048
Runde 7	1:00,089 0:21,631 0:20,378 0:18,080	1:03,579 0:21,656 0:21,211 0:20,712	1:02,230 0:22,136 0:21,335 0:18,759	1:00,416 0:21,567 0:20,938 0:17,911	1:00,836 0:21,641 0:20,931 0:18,264
Runde 8	1:00,039 0:21,414 0:20,476 0:18,149	1:00,659 0:21,671 0:20,965 0:18,023	1:01,606 0:21,983 0:20,840 0:18,783	1:01,598 0:22,401 0:20,898 0:18,299	1:01,333 0:22,038 0:21,099 0:18,196
Runde 9	1:00,334 0:21,587 0:20,551 0:18,196	1:00,200 0:21,508 0:20,645 0:18,047		1:00,615 0:21,754 0:20,781 0:18,080	

free practice DSKC (K22) Group 1

Die schnellsten Zeiten

Ort	Nr. Fahrername	Streckenl.	Zeit	Ø Speed
Ziel	316 Thomsen,Lukas	1190 m	0:58,980	72,6 km/h
Sektion 1	316 Thomsen,Lukas	452 m	0:21,094	77,1 km/h
Sektion 2	309 Tröger,Niels	368 m	0:20,012	66,2 km/h
Sektion 3	312 Rackd,Thomas	370 m	0:17,546	75,9 km/h

Smr.333 Negrutsa,Mark MDA		Smr.381 Babatona,Darius ROU		Smr.366 Schreyer,Maximilian DEU		Smr.335 Felbermayr,Emma AUT		Smr.321 Kapetanidis,Vinzent DEU												
BIREL ART RACING KSW		Dörr Motorsport		Mach1 Motorsport - Kartschmie.de		TB Racing Team		AP-Racing												
theoretisch mögliche Bestzeit 1:00,684		theoretisch mögliche Bestzeit 1:00,627		theoretisch mögliche Bestzeit 1:00,600		theoretisch mögliche Bestzeit 1:00,557		theoretisch mögliche Bestzeit 1:00,668												
Ziel	Sektion 1	Sektion 2	Sektion 3	Ziel	Sektion 1	Sektion 2	Sektion 3	Ziel	Sektion 1											
best	1:00,860	0:21,721	0:20,886	0:18,077	1:00,890	0:21,771	0:20,602	0:18,254	1:00,892	0:21,651	0:20,832	0:18,117	1:00,908	0:21,576	0:20,883	0:18,098	1:00,948	0:21,690	0:20,776	0:18,202
Runde 1	1:06,142	0:23,959	0:22,333	0:19,850	1:05,980	0:25,415	0:21,589	0:18,976	1:03,930	0:24,121	0:21,030	0:18,779	1:02,998	0:22,518	0:21,557	0:18,923	1:02,351	0:22,508	0:21,201	0:18,642
Runde 2	1:02,486	0:22,373	0:21,149	0:18,964	1:01,693	0:22,554	0:20,885	0:18,254	1:02,405	0:23,310	0:20,832	0:18,263	1:01,524	0:22,018	0:21,359	0:18,147	1:02,150	0:22,751	0:21,095	0:18,304
Runde 3	1:01,513	0:21,949	0:21,015	0:18,549	1:01,630	0:21,963	0:21,370	0:18,297	1:03,419	0:22,993	0:21,592	0:18,834	1:01,775	0:21,828	0:21,080	0:18,867	1:00,948	0:21,690	0:21,033	0:18,225
Runde 4	1:00,959	0:21,776	0:20,886	0:18,297	1:01,167	0:21,855	0:20,602	0:18,710	1:01,944	0:21,664	0:21,692	0:18,588	1:01,155	0:22,174	0:20,883	0:18,098	1:01,507	0:22,529	0:20,776	0:18,202
Runde 5	1:09,577	0:22,511	0:25,612	0:21,454	1:00,890	0:21,975	0:20,626	0:18,289	1:01,570	0:22,014	0:20,873	0:18,683	1:00,908	0:21,576	0:21,008	0:18,324	1:01,619	0:22,367	0:20,944	0:18,308
Runde 6	1:01,039	0:21,811	0:20,930	0:18,298	1:00,928	0:21,811	0:20,820	0:18,297	1:01,088	0:21,718	0:20,957	0:18,413	1:01,316	0:22,026	0:21,069	0:18,221	1:01,153	0:22,011	0:20,881	0:18,261
Runde 7	1:00,860	0:21,721	0:21,062	0:18,077	1:01,047	0:21,771	0:20,990	0:18,286	1:01,144	0:21,844	0:21,183	0:18,117	1:01,346	0:21,908	0:21,069	0:18,369	1:01,103	0:22,017	0:20,784	0:18,302
Runde 8	1:02,201	0:21,902	0:21,343	0:18,956	1:01,150	0:21,722	0:21,206	0:18,222	1:01,150	0:21,722	0:21,206	0:18,222	1:02,730	0:22,408	0:21,287	0:19,035	1:01,139	0:21,712	0:21,040	0:18,387
Runde 9					1:00,892	0:21,651	0:21,023	0:18,218	1:00,892	0:21,651	0:21,023	0:18,218	1:01,869	0:22,253	0:21,126	0:18,490	1:01,860	0:22,397	0:21,197	0:18,266

free practice DSKC (K22) Group 1

Die schnellsten Zeiten

Ort	Nr. Fahrername	Zeit	Streckenl.	Ø Speed
Ziel	316 Thomsen,Lukas	0:58,980	1190 m	72,6 km/h
Sektion 1	316 Thomsen,Lukas	0:21,094	452 m	77,1 km/h
Sektion 2	309 Tröger,Niels	0:20,012	368 m	66,2 km/h
Sektion 3	312 Rackd,Thomas	0:17,546	370 m	75,9 km/h

	Smr.387 Vanzan,Bruno ITA		Smr.383 Stränge,Max ESP		Smr.337 La Martino,Vincenzo Alessio ITA		Smr.378 Achilleis,Giannisis GRC		Smr.334 Vladic,Lukas Milos DEU	
	theoretisch mögliche Bestzeit	Ziel	theoretisch mögliche Bestzeit	Ziel	theoretisch mögliche Bestzeit	Ziel	theoretisch mögliche Bestzeit	Ziel	theoretisch mögliche Bestzeit	Ziel
Runde 1	1:04,988	0:24,729	0:21,858	0:18,401	1:08,162	0:24,281	0:23,999	0:19,882	1:05,188	0:23,943
Runde 2	1:03,209	0:23,379	0:21,207	0:18,623	1:01,199	0:22,056	0:20,816	0:18,327	1:03,408	0:22,998
Runde 3	1:01,703	0:22,871	0:20,726	0:18,106	1:01,077	0:21,905	0:20,907	0:18,265	1:03,171	0:23,250
Runde 4	1:01,533	0:22,578	0:20,876	0:18,079	1:01,304	0:21,630	0:21,222	0:18,452	1:02,166	0:22,561
Runde 5	1:01,057	0:22,048	0:20,820	0:18,189	1:03,877	0:21,679	0:21,055	0:21,143	1:02,034	0:22,326
Runde 6	1:01,069	0:22,042	0:20,755	0:18,272					1:01,619	0:22,157
Runde 7	1:01,672	0:22,713	0:20,816	0:18,143					1:01,770	0:22,356
Runde 8	1:02,100	0:22,645	0:21,084	0:18,371					1:01,825	0:22,202
Runde 9	1:01,745	0:22,271	0:21,264	0:18,210					1:01,563	0:22,114

	Smr.337 La Martino,Vincenzo Alessio ITA		Smr.378 Achilleis,Giannisis GRC		Smr.334 Vladic,Lukas Milos DEU	
	theoretisch mögliche Bestzeit	Ziel	theoretisch mögliche Bestzeit	Ziel	theoretisch mögliche Bestzeit	Ziel
Runde 1	1:03,317	0:24,099	0:21,175	0:18,043	1:08,851	0:26,442
Runde 2	1:01,311	0:22,089	0:20,901	0:18,321	1:04,323	0:23,278
Runde 3	1:04,009	0:22,798	0:22,914	0:18,297	1:01,387	0:22,279
Runde 4	1:01,327	0:21,942	0:21,078	0:18,307	1:01,552	0:22,218
Runde 5	1:01,389	0:21,872	0:21,483	0:18,034	1:01,544	0:22,205
Runde 6	1:01,235	0:21,785	0:21,295	0:18,155	1:01,968	0:22,129
Runde 7	1:01,748	0:21,705	0:21,097	0:18,946	1:01,533	0:22,363
Runde 8	1:01,180	0:21,882	0:21,188	0:18,110	1:01,366	0:22,260
Runde 9					1:02,827	0:22,232

	Smr.337 La Martino,Vincenzo Alessio ITA		Smr.378 Achilleis,Giannisis GRC		Smr.334 Vladic,Lukas Milos DEU	
	theoretisch mögliche Bestzeit	Ziel	theoretisch mögliche Bestzeit	Ziel	theoretisch mögliche Bestzeit	Ziel
Runde 1	1:00,640	0:20,901	0:20,987	0:17,975	1:05,188	0:23,943
Runde 2	1:00,640	0:20,901	0:20,987	0:17,975	1:03,408	0:22,998
Runde 3	1:00,640	0:20,901	0:20,987	0:17,975	1:03,171	0:23,250
Runde 4	1:00,640	0:20,901	0:20,987	0:17,975	1:02,166	0:22,561
Runde 5	1:00,640	0:20,901	0:20,987	0:17,975	1:02,034	0:22,326
Runde 6	1:00,640	0:20,901	0:20,987	0:17,975	1:01,619	0:22,157
Runde 7	1:00,640	0:20,901	0:20,987	0:17,975	1:01,770	0:22,356
Runde 8	1:00,640	0:20,901	0:20,987	0:17,975	1:01,825	0:22,202
Runde 9	1:00,640	0:20,901	0:20,987	0:17,975	1:01,563	0:22,114

free practice DSKC (K22) Group 1

Die schnellsten Zeiten

Ort	Nr. Fahrername	Streckenl.	Ø Speed
Ziel	316 Thomsen,Lukas	1190 m	72,6 km/h
Sektion 1	316 Thomsen,Lukas	452 m	77,1 km/h
Sektion 2	309 Tröger,Niels	368 m	66,2 km/h
Sektion 3	312 Rackd,Thomas	370 m	75,9 km/h

	Smr.343 Sreen,Bas NLD Bas Sreen	Smr.313 Kacirek,Petr CZE DUCK RACING AUTOKLUB v ACR	Smr.307 Schenck,Maurice DEU APEX Performance Racing Team	Smr.391 Schmarl,Jürgen AUT BIREL ART RACING KSW	Smr.382 Federer,Jannick ITA Maranello SRP Factory Team
	theoretisch mögliche Bestzeit 1:01,140	theoretisch mögliche Bestzeit 1:01,308	theoretisch mögliche Bestzeit 1:01,531	theoretisch mögliche Bestzeit 1:01,507	theoretisch mögliche Bestzeit 1:01,665
best	Ziel Sektion 1 Sektion 2 Sektion 3 1:01,591 0:22,076 0:20,840 0:18,224	Ziel Sektion 1 Sektion 2 Sektion 3 1:01,680 0:22,066 0:21,041 0:18,201	Ziel Sektion 1 Sektion 2 Sektion 3 1:01,975 0:22,487 0:20,899 0:18,145	Ziel Sektion 1 Sektion 2 Sektion 3 1:02,062 0:22,219 0:21,021 0:18,267	Ziel Sektion 1 Sektion 2 Sektion 3 1:02,186 0:22,105 0:21,393 0:18,167
Runde 1	1:04,677 0:23,912 0:21,722 0:19,043	1:04,881 0:23,780 0:21,500 0:19,601	1:08,696 0:24,515 0:21,886 0:22,295	1:03,338 0:23,291 0:21,636 0:18,411	1:09,022 0:24,403 0:22,021 0:22,598
Runde 2	1:02,415 0:22,689 0:21,362 0:18,364	1:04,355 0:23,834 0:21,578 0:18,943	1:05,535 0:25,156 0:21,427 0:18,952	1:02,361 0:22,520 0:21,316 0:18,525	1:05,164 0:24,342 0:21,393 0:19,429
Runde 3	1:02,892 0:22,237 0:21,154 0:19,501	1:04,469 0:23,547 0:22,089 0:18,833	1:03,729 0:23,528 0:21,466 0:18,735	1:02,791 0:22,682 0:21,842 0:18,267	1:15,407 0:24,472 0:21,914 0:29,021
Runde 4	1:02,740 0:22,692 0:21,643 0:18,405	1:02,451 0:22,433 0:21,307 0:18,711	1:02,644 0:22,649 0:21,493 0:18,502	1:03,952 0:23,319 0:21,785 0:18,848	1:03,433 0:22,925 0:21,551 0:18,957
Runde 5	1:01,591 0:22,416 0:20,840 0:18,335	1:02,616 0:22,826 0:21,207 0:18,583	1:02,012 0:22,703 0:20,976 0:18,333	1:02,507 0:22,623 0:21,341 0:18,543	1:03,072 0:22,797 0:21,559 0:18,716
Runde 6	1:23,099 0:22,367 0:21,513 0:39,219	1:02,887 0:23,388 0:21,041 0:18,458	1:01,975 0:22,931 0:20,899 0:18,145	1:02,105 0:22,219 0:21,509 0:18,377	1:02,186 0:22,287 0:21,732 0:18,167
Runde 7	1:01,596 0:22,115 0:21,187 0:18,294	1:02,039 0:22,066 0:21,603 0:18,370	1:02,882 0:22,600 0:21,553 0:18,729	1:02,905 0:23,101 0:21,021 0:18,783	1:02,522 0:22,440 0:21,499 0:18,583
Runde 8	1:01,612 0:22,076 0:21,312 0:18,224	1:01,680 0:22,351 0:21,128 0:18,201	1:02,582 0:23,099 0:21,009 0:18,474	1:02,062 0:23,101 0:21,021 0:18,672	1:02,607 0:22,105 0:21,555 0:18,947
Runde 9	1:02,299 0:22,497 0:21,194 0:18,608	1:02,299 0:22,497 0:21,194 0:18,608	1:02,046 0:22,487 0:21,079 0:18,480		

free practice DSKC (K22) Group 1

Die schnellsten Zeiten

Ort	Nr. Fahrername	Zeit	Streckeil.	Ø Speed
Ziel	316 Thomsen,Lukas	0:58,980	1190 m	72,6 km/h
Sektion 1	316 Thomsen,Lukas	0:21,094	452 m	77,1 km/h
Sektion 2	309 Tröger,Niels	0:20,072	368 m	66,2 km/h
Sektion 3	312 Rackd,Thomas	0:17,546	370 m	75,9 km/h

Snr.326 Naumann,Christian
DEU

C.K.R. SRL

theoretisch mögliche Bestzeit 1:02,812

Ziel Sektion 1 Sektion 2 Sektion 3

1:03,540 0:22,836 0:21,193 0:18,783

Runde 1 1:06,393 0:24,627 0:21,647 0:20,119

Runde 2 1:04,792 0:23,322 0:21,974 0:19,496

Runde 3 1:03,540 0:23,296 0:21,461 0:18,783

Runde 4 1:09,929 0:22,836 0:21,193 0:25,900

Runde 5

Snr.375 Jalava,Aleksi
FIN

LA Motorsport

theoretisch mögliche Bestzeit 1:05,779

Ziel Sektion 1 Sektion 2 Sektion 3

1:06,607 0:22,914 0:22,301 0:20,564

Runde 1 1:06,607 0:23,742 0:22,301 0:20,564

Runde 2 0:22,914

Runde 3

Runde 4

Runde 5

Ziel Sektion 1 Sektion 2 Sektion 3

Ziel Sektion 1 Sektion 2 Sektion 3

Ziel Sektion 1 Sektion 2 Sektion 3

Ziel Sektion 1 Sektion 2 Sektion 3

free practice DSKC (KZ2) Group 1

Strecke / track: 1190m
started: 27 classified: 27 not classified: 0

Pos	Str. Nr.	Fahrer Driver	Nation	Bewerber / Sponsor	Nation	Lizenz R-Lizenz	Chassis / Motor / Reifen G/W	Runden Laaps	Differenz	Abstand Gap	beste Runde best Lap	in R. in L.	Geschw. Speed
1	316	THOMSEN, Lukas	DEU	Mach1 Motorsport - Kartschmie.de	DEU	12991 16686	Mach 1 / TM / VEGA	9			0:58,980	3	72,6 km/h
2	309	TRÖGER, Niels	DEU	Maranello SRP Factory Team	DEU	18256 16067	Maranello / TM / VEGA	8	0:00,154	0:00,154	0:59,134	2	72,4 km/h
3	312	RACKL, Thomas	DEU	Maranello SRP Factory Team	DEU	10288 16067	Maranello / TM / VEGA	8	0:00,172	0:00,018	0:59,152	4	72,4 km/h
4	318	DAMHUIS, Philipp	DEU	Philipp Damhuis	DEU	16926 16926	KR / TM / VEGA	9	0:00,179	0:00,007	0:59,159	5	72,4 km/h
5	328	BOS, Jeroen	NLD	SP Motorsport	NLD	21799 47253	KR / TM / VEGA	9	0:00,700	0:00,521	0:59,680	9	71,8 km/h
6	315	HENSEN, Linus	DEU	Mach1 Motorsport - Kartschmie.de	DEU	10705 16686	Mach 1 / TM / VEGA	9	0:00,736	0:00,036	0:59,716	3	71,7 km/h
7	377	WALTER, Luca	DEU	Luca Walter	DEU	14151 14151	Alpha / TM / VEGA G	9	0:01,104	0:00,368	1:00,084	5	71,3 km/h
8	357	REIBÖCK, Lukas	AUT	BIREL ART RACING KSW	AUT	JA2158 BK102	Birel Art / TM / VEGA	8	0:01,383	0:00,279	1:00,363	6	71,0 km/h
9	351	ALGRE, Ken Oskar	EST	Maranello SRP Factory Team	DEU	23026 16067	Maranello / TM / VEGA G	9	0:01,436	0:00,053	1:00,416	7	70,9 km/h
10	354	STEINBACH, Oskar	DEU	Georg Steinbach	DEU	10217 BEK1155170	Sodikart / TM / VEGA G	8	0:01,601	0:00,165	1:00,581	2	70,7 km/h
11	333	NEGRUTSA, Mark	MDA	BIREL ART RACING KSW	AUT	MDIK230002 BK102	Birel Art / TM / VEGA	8	0:01,880	0:00,279	1:00,860	7	70,4 km/h
12	381	BABAIOANA, Darius	ROU	Dörr Motorsport	DEU	461 16982	KR / IAME / VEGA G	7	0:01,910	0:00,030	1:00,890	5	70,4 km/h
13	366	SCHREYER, Maximilian	DEU	Mach1 Motorsport - Kartschmie.de	DEU	31254 16686	Mach 1 / TM / VEGA	9	0:01,912	0:00,002	1:00,892	9	70,4 km/h
14	335	FELBERMAYR, Emma	AUT	TB Racing Team	DEU	JK2003 12562	KR / TM / VEGA	9	0:01,928	0:00,016	1:00,908	5	70,3 km/h
15	321	KAPETANIDIS, Vinzent	DEU	AP-Racing	DEU	17239 12921	Birel Art / TM / VEGA	9	0:01,968	0:00,040	1:00,948	3	70,3 km/h
16	387	VANZAN, Bruno	ITA	Bruno Vanzan	ITA	489753 489753	EKS / TM / VEGA G	9	0:02,077	0:00,109	1:01,057	5	70,2 km/h
17	383	STANGE, Max	ESP	Dörr Motorsport	DEU	11E-0251-ESP 16982	KR / IAME / VEGA G	5	0:02,097	0:00,020	1:01,077	3	70,1 km/h
18	337	LA MARTINA, Vincenzo A	ITA	ORACLE RACING SS D.A.R.L.	ITA	406393 403577	Birel Art / TM / VEGA G	8	0:02,200	0:00,103	1:01,180	8	70,0 km/h
19	378	ACHILLEFS, Giannis	GRC	CPB Sport	FRA	5654 232241-1	Sodikart / TM / VEGA G	9	0:02,386	0:00,186	1:01,366	8	69,8 km/h
20	334	VLADIC, Lukas Milos	DEU	Maranello SRP Factory Team	DEU	33833 16067	Maranello / TM / VEGA	9	0:02,583	0:00,197	1:01,563	9	69,6 km/h
21	343	STEEN, Bas	NLD	Bas Steen	NLD	31350 31350	CKR / TM / VEGA G	8	0:02,611	0:00,028	1:01,591	5	69,6 km/h
22	313	KACIREK, Petr	CZE	DUCK RACING AUTOKLUB v ACR	CZE	23AS0116 23AT00161	MS Kart / TM / VEGA	9	0:02,700	0:00,089	1:01,680	8	69,5 km/h
23	307	SCHENCK, Maurice	DEU	APEX Performance Racing Team	DEU	10412 21544	Maranello / TM / VEGA	9	0:02,995	0:00,295	1:01,975	6	69,1 km/h
24	391	SCHMARL, Jürgen	AUT	BIREL ART RACING KSW	AUT	JK 2019 / JA1176 BK 102	Birel Art / TM / VEGA G	8	0:03,082	0:00,087	1:02,062	8	69,0 km/h
25	382	FEDERER, Jannick	ITA	Maranello SRP Factory Team	DEU	504448 16067	Maranello / TM / VEGA G	8	0:03,206	0:00,124	1:02,186	6	68,9 km/h
26	326	NAUMANN, Christian	Master DEU	C.K.R. SRL	ITA	29431 300098	CKR / TM / VEGA	4	0:04,560	0:01,354	1:03,540	3	67,4 km/h
27	375	JALAVA, Aleks	FIN	LA Motorsport	FIN	34752874 50112252	Tony Kart / TM / VEGA G	1	0:07,627	0:03,067	1:06,607	1	64,3 km/h

Rennleitung: Uwe Fuchs / Markus Peske Racedirektor: Horst Seidel
Sportkommissare: Nikolas Spaderna / Ulrich Bell / Gerhard Verlaan
Techn. Kommissare: H.-J. Dangers / M. Ambrosius / D. Pietzko / C. Schmidt / G. Mitscherling
Zeitmahme: KART-DATA timing service Franz Schieszler / Manuela Hintner



free practice DSKC (KZ2) Group 1

Fahrername Driver	Thomsen Lukas	Tröger Niels	Rackl Thomas	Damhuis Philipp	Bos Jeroen	Hensen Linus	Walter Luca	Reiböck Lukas	Algre Ken Oskar	Steinbach Oskar	Negrutsa Mark	Babaioana Darius
schnellste Runde in Runde	0:58,980 Rn. 3	0:59,134 Rn. 2	0:59,152 Rn. 4	0:59,159 Rn. 5	0:59,680 Rn. 9	0:59,716 Rn. 3	1:00,084 Rn. 5	1:00,363 Rn. 6	1:00,416 Rn. 7	1:00,581 Rn. 2	1:00,860 Rn. 7	1:00,890 Rn. 5
Speed	72,6 km/h	72,4 km/h	72,4 km/h	72,4 km/h	71,8 km/h	71,7 km/h	71,3 km/h	71,0 km/h	70,9 km/h	70,7 km/h	70,4 km/h	70,4 km/h
Lap 1	1:01,247	1:00,852	1:00,789	1:00,910	1:00,983	1:03,289	1:00,750	1:04,873	1:10,334	1:03,069	1:06,142	1:05,980
Lap 2	1:00,561	0:59,134	0:59,775	0:59,764	1:00,364	1:01,595	1:02,097	1:02,918	1:04,976	1:00,581	1:02,486	1:01,693
Lap 3	0:58,980	0:59,153	0:59,404	0:59,842	0:59,763	0:59,716	1:00,329	1:02,025	1:08,647	1:00,966	1:01,513	1:01,630
Lap 4	1:00,037	0:59,605	0:59,152	0:59,604	0:59,797	0:59,727	1:00,688	1:01,508	1:04,176	1:01,758	1:00,959	1:01,167
Lap 5	0:59,665	0:59,156	0:59,406	0:59,159	0:59,709	1:00,566	1:00,084	1:01,261	1:00,543	1:01,608	1:09,577	1:00,890
Lap 6	0:59,416	1:00,359	0:59,661	0:59,898	0:59,717	1:00,236	1:00,139	1:00,363	1:00,629	2:05,995	1:01,039	1:00,928
Lap 7	0:59,891	1:00,354	1:00,880	1:00,205	0:59,883	1:00,089	1:03,579	1:02,230	1:00,416	1:00,836	1:00,860	1:01,047
Lap 8	0:59,746	0:59,413	0:59,936	0:59,456	0:59,874	1:00,039	1:00,659	1:01,606	1:01,598	1:01,333	1:02,201	
Lap 9	0:59,774			1:00,023	0:59,680	1:00,334	1:00,200		1:00,615			

free practice DSKC (KZ2) Group 1

Fahrername Driver	Schreyer Maximilian	Felbermayr Emma	Kapetanidis Vinzent	Vanzan Bruno	Stange Max	Vincenzo Alessio	Achillefs Giannisis	Vladic Lukas Milos	Steen Bas	Kacirek Petr	Schenck Maurice	Schmarl Jürgen
schnellste Runde in Runde	1:00,892 Rn. 9	1:00,908 Rn. 5	1:00,948 Rn. 3	1:01,057 Rn. 5	1:01,077 Rn. 3	1:01,180 Rn. 8	1:01,366 Rn. 8	1:01,563 Rn. 9	1:01,591 Rn. 5	1:01,680 Rn. 8	1:01,975 Rn. 6	1:02,062 Rn. 8
Speed	70,4 km/h	70,3 km/h	70,3 km/h	70,2 km/h	70,1 km/h	70,0 km/h	69,8 km/h	69,6 km/h	69,6 km/h	69,5 km/h	69,1 km/h	69,0 km/h
Lap 1	1:03,930	1:02,998	1:02,351	1:04,988	1:08,162	1:03,317	1:08,851	1:05,188	1:04,677	1:04,881	1:08,696	1:03,338
Lap 2	1:02,405	1:01,524	1:02,150	1:03,209	1:01,199	1:01,311	1:04,323	1:03,408	1:02,415	1:04,355	1:05,535	1:02,361
Lap 3	1:03,419	1:01,775	1:00,948	1:01,703	1:01,077	1:04,009	1:01,387	1:03,171	1:02,892	1:04,469	1:03,729	1:02,791
Lap 4	1:01,944	1:01,155	1:01,507	1:01,533	1:01,304	1:01,327	1:01,552	1:02,166	1:02,740	1:02,451	1:02,644	1:03,952
Lap 5	1:01,570	1:00,908	1:01,619	1:01,057	1:03,877	1:01,389	1:01,544	1:02,034	1:01,591	1:02,616	1:02,012	1:02,507
Lap 6	1:01,088	1:01,316	1:01,153	1:01,069		1:01,235	1:01,968	1:01,619	1:23,099	1:02,887	1:01,975	1:02,105
Lap 7	1:01,144	1:01,346	1:01,103	1:01,672		1:01,748	1:01,533	1:01,770	1:01,596	1:02,039	1:02,882	1:02,905
Lap 8	1:01,150	1:02,730	1:01,139	1:02,100		1:01,180	1:01,366	1:01,825	1:01,612	1:01,680	1:02,582	1:02,062
Lap 9	1:00,892	1:01,869	1:01,860	1:01,745			1:02,827	1:01,563		1:02,299	1:02,046	

free practice DSKC (KZ2) Group 1

Fahrername Driver	Federer Jannick	Naumann Christian	Jalava Aleksi
schnellste Runde in Runde	1:02,186 Rn. 6	1:03,540 Rn. 3	1:06,607 Rn. 1
Speed	68,9 km/h	67,4 km/h	64,3 km/h
Lap 1	1:09,022	1:06,393	<u>1:06,607</u>
Lap 2	1:05,164	1:04,792	
Lap 3	1:15,407	1:03,540	
Lap 4	1:03,433	1:09,929	
Lap 5	1:03,072		
Lap 6	<u>1:02,186</u>		
Lap 7	1:02,522		
Lap 8	1:02,607		
Lap 9			

free practice DSKC (K22) Group 1

Ziel		Sektion 1		Sektion 2		Sektion 3	
Fahrername	Zeit	Fahrername	Zeit	Fahrername	Zeit	Fahrername	Zeit
1 316 Thomsen,Lukas	0:58,980	316 Thomsen,Lukas	0:21,094	309 Tröger,Niels	0:20,012	312 Rackl,Thomas	0:17,546
2 309 Tröger,Niels	0:59,134	318 Damhuis,Philipp	0:21,202	312 Rackl,Thomas	0:20,140	316 Thomsen,Lukas	0:17,560
3 312 Rackl,Thomas	0:59,152	309 Tröger,Niels	0:21,240	328 Bos,Jeroen	0:20,265	309 Tröger,Niels	0:17,584
4 318 Damhuis,Philipp	0:59,159	312 Rackl,Thomas	0:21,256	316 Thomsen,Lukas	0:20,272	318 Damhuis,Philipp	0:17,645
5 328 Bos,Jeroen	0:59,680	357 Reiböck,Lukas	0:21,263	318 Damhuis,Philipp	0:20,291	328 Bos,Jeroen	0:17,733
6 315 Hensen,Linus	0:59,716	328 Bos,Jeroen	0:21,267	315 Hensen,Linus	0:20,354	377 Walter,Luca	0:17,749
7 377 Walter,Luca	1:00,084	315 Hensen,Linus	0:21,414	377 Walter,Luca	0:20,535	315 Hensen,Linus	0:17,808
8 357 Reiböck,Lukas	1:00,363	377 Walter,Luca	0:21,508	381 Babaioana,Darius	0:20,602	351 Algre,Ken Oskar	0:17,830
9 351 Algre,Ken Oskar	1:00,416	351 Algre,Ken Oskar	0:21,567	387 Vanzan,Bruno	0:20,726	357 Reiböck,Lukas	0:17,867
10 354 Steinbach,Oskar	1:00,581	335 Felbermayr,Emma	0:21,576	321 Kapetanidis,Vinzent	0:20,776	354 Steinbach,Oskar	0:17,938
11 333 Negruța,Mark	1:00,860	354 Steinbach,Oskar	0:21,590	357 Reiböck,Lukas	0:20,778	378 Achillefs,Giannis	0:17,975
12 381 Babaioana,Darius	1:00,890	383 Stange,Max	0:21,630	351 Algre,Ken Oskar	0:20,781	337 La Martina,Vincenzo Ale:	0:18,034
13 366 Schreyer,Maximilian	1:00,892	366 Schreyer,Maximilian	0:21,651	354 Steinbach,Oskar	0:20,807	333 Negruța,Mark	0:18,077
14 335 Felbermayr,Emma	1:00,908	321 Kapetanidis,Vinzent	0:21,690	383 Stange,Max	0:20,816	387 Vanzan,Bruno	0:18,079
15 321 Kapetanidis,Vinzent	1:00,948	337 La Martina,Vincenzo Ale:	0:21,705	366 Schreyer,Maximilian	0:20,832	335 Felbermayr,Emma	0:18,098
16 387 Vanzan,Bruno	1:01,057	333 Negruța,Mark	0:21,721	343 Steen,Bas	0:20,840	366 Schreyer,Maximilian	0:18,117
17 383 Stange,Max	1:01,077	381 Babaioana,Darius	0:21,771	335 Felbermayr,Emma	0:20,883	307 Schenck,Maurice	0:18,145
18 337 La Martina,Vincenzo Ale:	1:01,180	387 Vanzan,Bruno	0:22,042	333 Negruța,Mark	0:20,886	334 Vladoić,Lukas Milos	0:18,166
19 378 Achillefs,Giannis	1:01,366	313 Kacirek,Petr	0:22,066	307 Schenck,Maurice	0:20,899	382 Federer,Jannick	0:18,167
20 334 Vladoić,Lukas Milos	1:01,563	343 Steen,Bas	0:22,076	337 La Martina,Vincenzo Ale:	0:20,901	313 Kacirek,Petr	0:18,201
21 343 Steen,Bas	1:01,591	382 Federer,Jannick	0:22,105	378 Achillefs,Giannis	0:20,987	321 Kapetanidis,Vinzent	0:18,202
22 313 Kacirek,Petr	1:01,680	334 Vladoić,Lukas Milos	0:22,114	334 Vladoić,Lukas Milos	0:20,989	343 Steen,Bas	0:18,224
23 307 Schenck,Maurice	1:01,975	378 Achillefs,Giannis	0:22,129	391 Schmarl,Jürgen	0:21,021	381 Babaioana,Darius	0:18,254
24 391 Schmarl,Jürgen	1:02,062	391 Schmarl,Jürgen	0:22,219	313 Kacirek,Petr	0:21,041	383 Stange,Max	0:18,265
25 382 Federer,Jannick	1:02,186	307 Schenck,Maurice	0:22,487	326 Naumann,Christian	0:21,193	391 Schmarl,Jürgen	0:18,267
26 326 Naumann,Christian	1:03,540	326 Naumann,Christian	0:22,836	382 Federer,Jannick	0:21,393	326 Naumann,Christian	0:18,783
27 375 Jalava,Aleksi	1:06,607	375 Jalava,Aleksi	0:22,914	375 Jalava,Aleksi	0:22,301	375 Jalava,Aleksi	0:20,564

free practice DSKC (K22) Group 1

Die schnellsten Zeiten

Ort	Nr. Fahrername	Streckentl.	Ø Speed
Ziel	316 Thomsen,Lukas	1190 m	72,6 km/h
Sektion 1	316 Thomsen,Lukas	452 m	77,1 km/h
Sektion 2	309 Träger,Niels	368 m	66,2 km/h
Sektion 3	312 Rackd,Thomas	370 m	75,9 km/h

	Snr.316 Thomsen,Lukas DEU	Snr.309 Träger,Niels DEU	Snr.312 Rackd,Thomas DEU	Snr.318 Damhuis,Philipp DEU	Snr.328 Bos,Jeroen NLD
	Mach1 Motorsport - Kartschmie.de theoretisch mögliche Bestzeit 0:58,926	Maranello SRP Factory Team theoretisch mögliche Bestzeit 0:58,836	Maranello SRP Factory Team theoretisch mögliche Bestzeit 0:58,942	Philipp Damhuis theoretisch mögliche Bestzeit 0:59,138	SP Motorsport theoretisch mögliche Bestzeit 0:59,265
best	Ziel Sektion 1 Sektion 2 Sektion 3 0:58,980 0:21,094 0:20,272 0:17,560	Ziel Sektion 1 Sektion 2 Sektion 3 0:59,134 0:21,240 0:20,012 0:17,584	Ziel Sektion 1 Sektion 2 Sektion 3 0:59,152 0:21,256 0:20,140 0:17,546	Ziel Sektion 1 Sektion 2 Sektion 3 0:59,159 0:21,202 0:20,291 0:17,645	Ziel Sektion 1 Sektion 2 Sektion 3 0:59,680 0:21,267 0:20,265 0:17,733
Runde 1	1:01,247 0:22,485 0:20,447 0:18,315	1:00,852 0:22,812 0:20,291 0:17,749	1:00,789 0:22,807 0:20,360 0:17,622	1:00,910 0:21,860 0:20,797 0:18,253	1:00,983 0:21,925 0:20,833 0:18,225
Runde 2	1:00,561 0:22,241 0:20,495 0:17,825	0:59,134 0:21,240 0:20,310 0:17,584	0:59,775 0:21,402 0:20,495 0:17,678	0:59,764 0:21,465 0:20,463 0:17,836	1:00,364 0:21,824 0:20,542 0:17,998
Runde 3	0:58,980 0:21,094 0:20,326 0:17,560	0:59,153 0:21,293 0:20,256 0:17,604	0:59,404 0:21,482 0:20,376 0:17,546	0:59,842 0:21,655 0:20,291 0:17,896	0:59,763 0:21,347 0:20,435 0:17,981
Runde 4	1:00,037 0:21,664 0:20,301 0:18,072	0:59,605 0:21,391 0:20,577 0:17,637	0:59,152 0:21,351 0:20,187 0:17,614	0:59,604 0:21,521 0:20,417 0:17,666	0:59,797 0:21,508 0:20,556 0:17,733
Runde 5	0:59,665 0:21,160 0:20,579 0:17,926	0:59,156 0:21,429 0:20,012 0:17,715	0:59,406 0:21,494 0:20,140 0:17,772	0:59,159 0:21,202 0:20,312 0:17,645	0:59,709 0:21,267 0:20,303 0:18,139
Runde 6	0:59,416 0:21,283 0:20,302 0:17,831	1:00,359 0:21,408 0:20,532 0:18,419	0:59,661 0:21,256 0:20,221 0:18,184	0:59,898 0:21,571 0:20,413 0:17,914	0:59,717 0:21,492 0:20,265 0:17,960
Runde 7	0:59,891 0:21,349 0:20,523 0:18,019	1:00,354 0:22,085 0:20,677 0:17,592	1:00,880 0:22,352 0:20,461 0:18,067	1:00,205 0:21,536 0:20,369 0:18,300	0:59,883 0:21,459 0:20,446 0:17,978
Runde 8	0:59,746 0:21,325 0:20,432 0:17,989	0:59,413 0:21,326 0:20,463 0:17,624	0:59,936 0:21,796 0:20,412 0:17,728	0:59,456 0:21,266 0:20,387 0:17,803	0:59,874 0:21,338 0:20,486 0:18,050
Runde 9	0:59,774 0:21,402 0:20,272 0:18,100			1:00,023 0:21,307 0:20,770 0:17,946	0:59,680 0:21,380 0:20,325 0:17,975

free practice DSKC (K22) Group 1

Die schnellsten Zeiten

Ort	Nr. Fahrername	Streckenl.	Ø Speed
Ziel	316 Thomsen,Lukas	1190 m	72,6 km/h
Sektion 1	316 Thomsen,Lukas	452 m	77,1 km/h
Sektion 2	309 Tröger,Niels	368 m	66,2 km/h
Sektion 3	312 Rackd,Thomas	370 m	75,9 km/h

	Smr.315 Hensen, Linus DEU	Smr.377 Walther, Luca DEU	Smr.357 Reiböck, Lukas AUT	Smr.351 Algre, Ken Oskar EST	Smr.354 Steinbach, Oskar DEU
	Mach1 Motorsport - Kartschmie.de theoretisch mögliche Bestzeit 0:59,576	Luca Walther theoretisch mögliche Bestzeit 0:59,792	BIREL ART RACING KSW theoretisch mögliche Bestzeit 0:59,908	Maranello SRP Factory Team theoretisch mögliche Bestzeit 1:00,178	Georg Steinbach theoretisch mögliche Bestzeit 1:00,335
best	Ziel Sektion 1 Sektion 2 Sektion 3 0:59,716 0:21,414 0:20,354 0:17,808	Ziel Sektion 1 Sektion 2 Sektion 3 1:00,084 0:21,508 0:20,535 0:17,749	Ziel Sektion 1 Sektion 2 Sektion 3 1:00,363 0:21,263 0:20,778 0:17,867	Ziel Sektion 1 Sektion 2 Sektion 3 1:00,416 0:21,567 0:20,781 0:17,830	Ziel Sektion 1 Sektion 2 Sektion 3 1:00,581 0:21,590 0:20,807 0:17,938
Runde 1	1:03,289 0:22,572 0:20,635 0:20,082	1:00,750 0:21,738 0:21,257 0:17,755	1:04,873 0:23,779 0:21,638 0:19,456	1:10,334 0:24,068 0:22,483 0:23,783	1:03,069 0:23,537 0:21,111 0:18,421
Runde 2	1:01,595 0:22,629 0:20,873 0:18,093	1:02,097 0:21,896 0:20,996 0:19,205	1:02,918 0:23,698 0:20,924 0:18,296	1:04,976 0:23,567 0:21,267 0:20,142	1:00,581 0:21,762 0:20,881 0:17,938
Runde 3	0:59,716 0:21,455 0:20,453 0:17,808	1:00,329 0:21,588 0:20,992 0:17,749	1:02,025 0:22,340 0:21,304 0:18,381	1:08,647 0:25,245 0:22,088 0:21,314	1:00,966 0:21,915 0:20,972 0:18,079
Runde 4	0:59,727 0:21,431 0:20,354 0:17,942	1:00,688 0:21,582 0:21,080 0:18,026	1:01,508 0:21,858 0:21,783 0:17,867	1:04,176 0:23,994 0:21,688 0:18,494	1:01,758 0:21,641 0:21,993 0:18,124
Runde 5	1:00,566 0:21,554 0:21,061 0:17,951	1:00,084 0:21,589 0:20,535 0:17,960	1:01,261 0:22,121 0:20,778 0:18,362	1:00,543 0:21,753 0:20,960 0:17,830	1:01,608 0:21,590 0:20,951 0:19,067
Runde 6	1:00,236 0:21,493 0:20,688 0:18,055	1:00,139 0:21,516 0:20,625 0:17,998	1:00,363 0:21,263 0:20,990 0:18,110	1:00,629 0:21,801 0:20,875 0:17,953	2:05,995 1:27,140 0:20,807 0:18,048
Runde 7	1:00,089 0:21,631 0:20,378 0:18,080	1:03,579 0:21,656 0:21,211 0:20,712	1:02,230 0:22,136 0:21,335 0:18,759	1:00,416 0:21,567 0:20,938 0:17,911	1:00,836 0:21,641 0:20,931 0:18,264
Runde 8	1:00,039 0:21,414 0:20,476 0:18,149	1:00,659 0:21,671 0:20,965 0:18,023	1:01,606 0:21,983 0:20,840 0:18,783	1:01,598 0:22,401 0:20,898 0:18,299	1:01,333 0:22,038 0:21,099 0:18,196
Runde 9	1:00,334 0:21,587 0:20,551 0:18,196	1:00,200 0:21,508 0:20,645 0:18,047		1:00,615 0:21,754 0:20,781 0:18,080	

free practice DSKC (K22) Group 1

Die schnellsten Zeiten

Ort	Nr. Fahrername	Streckenl.	Zeit	Ø Speed
Ziel	316 Thomsen,Lukas	1190 m	0:58,980	72,6 km/h
Sektion 1	316 Thomsen,Lukas	452 m	0:21,094	77,1 km/h
Sektion 2	309 Tröger,Niels	368 m	0:20,012	66,2 km/h
Sektion 3	312 Rackd,Thomas	370 m	0:17,546	75,9 km/h

	Smr.333 Negrutsa,Mark MDA	Smr.381 Babatona,Darius ROU	Smr.366 Schreyer,Maximilian DEU	Smr.335 Felbermayr,Emma AUT	Smr.321 Kapetanidis,Vinzent DEU
	BIREL ART RACING KSW	Dörr Motorsport	Mach1 Motorsport - Kartschmie.de	TB Racing Team	AP-Racing
	theoretisch mögliche Bestzeit 1:00,684	theoretisch mögliche Bestzeit 1:00,627	theoretisch mögliche Bestzeit 1:00,600	theoretisch mögliche Bestzeit 1:00,557	theoretisch mögliche Bestzeit 1:00,668
best	Ziel Sektion 1 Sektion 2 Sektion 3 1:00,860 0:21,721 0:20,886 0:18,077	Ziel Sektion 1 Sektion 2 Sektion 3 1:00,890 0:21,771 0:20,602 0:18,254	Ziel Sektion 1 Sektion 2 Sektion 3 1:00,892 0:21,651 0:20,832 0:18,117	Ziel Sektion 1 Sektion 2 Sektion 3 1:00,908 0:21,576 0:20,883 0:18,098	Ziel Sektion 1 Sektion 2 Sektion 3 1:00,948 0:21,690 0:20,776 0:18,202
Runde 1	1:06,142 0:23,959 0:22,333 0:19,850	1:05,980 0:25,415 0:21,589 0:18,976	1:03,930 0:24,121 0:21,030 0:18,779	1:02,998 0:22,518 0:21,557 0:18,923	1:02,351 0:22,508 0:21,201 0:18,642
Runde 2	1:02,486 0:22,373 0:21,149 0:18,964	1:01,693 0:22,554 0:20,885 0:18,254	1:02,405 0:23,310 0:20,832 0:18,263	1:01,524 0:22,018 0:21,359 0:18,147	1:02,150 0:22,751 0:21,095 0:18,304
Runde 3	1:01,513 0:21,949 0:21,015 0:18,549	1:01,630 0:21,963 0:21,370 0:18,297	1:03,419 0:22,993 0:21,592 0:18,834	1:01,775 0:21,828 0:21,080 0:18,867	1:00,948 0:21,690 0:21,033 0:18,225
Runde 4	1:00,959 0:21,776 0:20,886 0:18,297	1:01,167 0:21,855 0:20,602 0:18,710	1:01,944 0:21,664 0:21,692 0:18,588	1:01,155 0:22,174 0:20,883 0:18,098	1:01,507 0:22,529 0:20,776 0:18,202
Runde 5	1:09,577 0:22,511 0:25,612 0:21,454	1:00,890 0:21,975 0:20,626 0:18,289	1:01,570 0:22,014 0:20,873 0:18,683	1:00,908 0:21,576 0:21,008 0:18,324	1:01,619 0:22,367 0:20,944 0:18,308
Runde 6	1:01,039 0:21,811 0:20,930 0:18,298	1:00,928 0:21,811 0:20,820 0:18,297	1:01,088 0:21,718 0:20,957 0:18,413	1:01,316 0:22,026 0:21,069 0:18,221	1:01,153 0:22,011 0:20,881 0:18,261
Runde 7	1:00,860 0:21,721 0:21,062 0:18,077	1:01,047 0:21,771 0:20,990 0:18,286	1:01,144 0:21,844 0:21,183 0:18,117	1:01,346 0:21,908 0:21,069 0:18,369	1:01,103 0:22,017 0:20,784 0:18,302
Runde 8	1:02,201 0:21,902 0:21,343 0:18,956		1:01,150 0:21,722 0:21,206 0:18,222	1:02,730 0:22,408 0:21,287 0:19,035	1:01,139 0:21,712 0:21,040 0:18,387
Runde 9			1:00,892 0:21,651 0:21,023 0:18,218	1:01,869 0:22,253 0:21,126 0:18,490	1:01,860 0:22,397 0:21,197 0:18,266

free practice DSKC (K22) Group 1

Die schnellsten Zeiten

Ort	Nr. Fahrername	Zeit	Streckenl.	Ø Speed
Ziel	316 Thomsen,Lukas	0:58,980	1190 m	72,6 km/h
Sektion 1	316 Thomsen,Lukas	0:21,094	452 m	77,1 km/h
Sektion 2	309 Tröger,Niels	0:20,012	368 m	66,2 km/h
Sektion 3	312 Rackd,Thomas	0:17,546	370 m	75,9 km/h

	Smr.387 Vanzan,Bruno ITA		Smr.383 Stränge,Max ESP		Smr.337 La Martino,Vincenzo Alessio ITA		Smr.378 Achilleis,Giannisis GRC		Smr.334 Vladic,Lukas Milos DEU	
	theoretisch mögliche Bestzeit	Ziel	theoretisch mögliche Bestzeit	Ziel	theoretisch mögliche Bestzeit	Ziel	theoretisch mögliche Bestzeit	Ziel	theoretisch mögliche Bestzeit	Ziel
Runde 1	1:04,988	0:24,729	0:21,858	0:18,401	1:08,162	0:24,281	0:23,999	0:19,882	1:05,188	0:23,943
Runde 2	1:03,209	0:23,379	0:21,207	0:18,623	1:01,199	0:22,056	0:20,816	0:18,327	1:03,408	0:22,998
Runde 3	1:01,703	0:22,871	0:20,726	0:18,106	1:01,077	0:21,905	0:20,907	0:18,265	1:03,171	0:23,250
Runde 4	1:01,533	0:22,578	0:20,876	0:18,079	1:01,304	0:21,630	0:21,222	0:18,452	1:02,166	0:22,561
Runde 5	1:01,057	0:22,048	0:20,820	0:18,189	1:03,877	0:21,679	0:21,055	0:21,143	1:02,034	0:22,326
Runde 6	1:01,069	0:22,042	0:20,755	0:18,272					1:01,619	0:22,157
Runde 7	1:01,672	0:22,713	0:20,816	0:18,143					1:01,770	0:22,356
Runde 8	1:02,100	0:22,645	0:21,084	0:18,371					1:01,825	0:22,202
Runde 9	1:01,745	0:22,271	0:21,264	0:18,210					1:01,563	0:22,114

	Smr.337 La Martino,Vincenzo Alessio ITA		Smr.378 Achilleis,Giannisis GRC		Smr.334 Vladic,Lukas Milos DEU	
	theoretisch mögliche Bestzeit	Ziel	theoretisch mögliche Bestzeit	Ziel	theoretisch mögliche Bestzeit	Ziel
Runde 1	1:03,317	0:24,099	0:21,175	0:18,043	1:08,851	0:26,442
Runde 2	1:01,311	0:22,089	0:20,901	0:18,321	1:04,323	0:23,278
Runde 3	1:04,009	0:22,798	0:22,914	0:18,297	1:01,387	0:22,279
Runde 4	1:01,327	0:21,942	0:21,078	0:18,307	1:01,552	0:22,218
Runde 5	1:01,389	0:21,872	0:21,483	0:18,034	1:01,544	0:22,205
Runde 6	1:01,235	0:21,785	0:21,295	0:18,155	1:01,968	0:22,129
Runde 7	1:01,748	0:21,705	0:21,097	0:18,946	1:01,533	0:22,363
Runde 8	1:01,180	0:21,882	0:21,188	0:18,110	1:01,366	0:22,260
Runde 9					1:02,827	0:22,232

	Smr.378 Achilleis,Giannisis GRC		Smr.334 Vladic,Lukas Milos DEU	
	theoretisch mögliche Bestzeit	Ziel	theoretisch mögliche Bestzeit	Ziel
Runde 1	1:01,091	0:20,987	1:05,188	0:23,943
Runde 2	1:01,546	0:21,546	1:03,408	0:22,998
Runde 3	1:01,133	0:21,133	1:03,171	0:23,250
Runde 4	1:01,891	0:20,991	1:02,166	0:22,561
Runde 5	1:01,082	0:21,082	1:02,034	0:22,326
Runde 6	1:01,551	0:21,551	1:01,619	0:22,157
Runde 7	1:01,017	0:21,017	1:01,770	0:22,356
Runde 8	1:01,987	0:20,987	1:01,825	0:22,202
Runde 9	1:01,352	0:21,352	1:01,563	0:22,114

free practice DSKC (K22) Group 1

Die schnellsten Zeiten

Ort	Nr. Fahrername	Streckentl.	ø Speed
Ziel	316 Thomsen,Lukas	1190 m	72,6 km/h
Sektion 1	316 Thomsen,Lukas	452 m	77,1 km/h
Sektion 2	309 Tröger,Niels	368 m	66,2 km/h
Sektion 3	312 Rackd,Thomas	370 m	75,9 km/h

	Smr.343 Sreen,Bas NLD Bas Sreen	Smr.313 Kacirek,Petr CZE DUCK RACING AUTOKLUB v ACR	Smr.307 Schenck,Maurice DEU APEX Performance Racing Team	Smr.391 Schmarl,Jürgen AUT BIREL ART RACING KSW	Smr.382 Federer,Jannick ITA Maranello SRP Factory Team
	theoretisch mögliche Bestzeit 1:01,140	theoretisch mögliche Bestzeit 1:01,308	theoretisch mögliche Bestzeit 1:01,531	theoretisch mögliche Bestzeit 1:01,507	theoretisch mögliche Bestzeit 1:01,665
best	Ziel Sektion 1 Sektion 2 Sektion 3 1:01,591 0:22,076 0:20,840 0:18,224	Ziel Sektion 1 Sektion 2 Sektion 3 1:01,680 0:22,066 0:21,041 0:18,201	Ziel Sektion 1 Sektion 2 Sektion 3 1:01,975 0:22,487 0:20,899 0:18,145	Ziel Sektion 1 Sektion 2 Sektion 3 1:02,062 0:22,219 0:21,021 0:18,267	Ziel Sektion 1 Sektion 2 Sektion 3 1:02,186 0:22,105 0:21,393 0:18,167
Runde 1	1:04,677 0:23,912 0:21,722 0:19,043	1:04,881 0:23,780 0:21,500 0:19,601	1:08,696 0:24,515 0:21,886 0:22,295	1:03,338 0:23,291 0:21,636 0:18,411	1:09,022 0:24,403 0:22,021 0:22,598
Runde 2	1:02,415 0:22,689 0:21,362 0:18,364	1:04,355 0:23,834 0:21,578 0:18,943	1:05,535 0:25,156 0:21,427 0:18,952	1:02,361 0:22,520 0:21,316 0:18,525	1:05,164 0:24,342 0:21,393 0:19,429
Runde 3	1:02,892 0:22,237 0:21,154 0:19,501	1:04,469 0:23,547 0:22,089 0:18,833	1:03,729 0:23,528 0:21,466 0:18,735	1:02,791 0:22,682 0:21,842 0:18,267	1:15,407 0:24,472 0:21,914 0:29,021
Runde 4	1:02,740 0:22,692 0:21,643 0:18,405	1:02,451 0:22,433 0:21,307 0:18,711	1:02,644 0:22,649 0:21,493 0:18,502	1:03,952 0:23,319 0:21,785 0:18,848	1:03,433 0:22,925 0:21,551 0:18,957
Runde 5	1:01,591 0:22,416 0:20,840 0:18,335	1:02,616 0:22,826 0:21,207 0:18,583	1:02,012 0:22,703 0:20,976 0:18,333	1:02,507 0:22,623 0:21,341 0:18,543	1:03,072 0:22,797 0:21,559 0:18,716
Runde 6	1:23,099 0:22,367 0:21,513 0:39,219	1:02,887 0:23,388 0:21,041 0:18,458	1:01,975 0:22,931 0:20,899 0:18,145	1:02,105 0:22,219 0:21,509 0:18,377	1:02,186 0:22,287 0:21,732 0:18,167
Runde 7	1:01,596 0:22,115 0:21,187 0:18,294	1:02,039 0:22,066 0:21,603 0:18,370	1:02,882 0:22,600 0:21,553 0:18,729	1:02,905 0:23,101 0:21,021 0:18,783	1:02,522 0:22,440 0:21,499 0:18,583
Runde 8	1:01,612 0:22,076 0:21,312 0:18,224	1:01,680 0:22,351 0:21,128 0:18,201	1:02,582 0:23,099 0:21,009 0:18,474	1:02,062 0:23,101 0:21,021 0:18,672	1:02,607 0:22,105 0:21,555 0:18,947
Runde 9	1:02,299 0:22,497 0:21,194 0:18,608	1:02,299 0:22,497 0:21,194 0:18,608	1:02,046 0:22,487 0:21,079 0:18,480		

free practice DSKC (K22) Group 1

Die schnellsten Zeiten

Ort	Nr. Fahrername	Zeit	Streckeil.	Ø Speed
Ziel	316 Thomsen,Lukas	0:58,980	1190 m	72,6 km/h
Sektion 1	316 Thomsen,Lukas	0:21,094	452 m	77,1 km/h
Sektion 2	309 Tröger,Niels	0:20,072	368 m	66,2 km/h
Sektion 3	312 Rackd,Thomas	0:17,546	370 m	75,9 km/h

Snr:326 Naumann,Christian
DEU

C.K.R. SRL

theoretisch mögliche Bestzeit 1:02,812

Ziel Sektion 1 Sektion 2 Sektion 3

1:03,540 0:22,836 0:21,193 0:18,783

Runde 1 1:06,393 0:24,627 0:21,647 0:20,119

Runde 2 1:04,792 0:23,322 0:21,974 0:19,496

Runde 3 1:03,540 0:23,296 0:21,461 0:18,783

Runde 4 1:09,929 0:22,836 0:21,193 0:25,900

Runde 5

Snr:375 Jalava,Aleksi
FIN

LA Motorsport

theoretisch mögliche Bestzeit 1:05,779

Ziel Sektion 1 Sektion 2 Sektion 3

1:06,607 0:22,914 0:22,301 0:20,564

Runde 1 1:06,607 0:23,742 0:22,301 0:20,564

Runde 2 0:22,914

Runde 3

Runde 4

Runde 5

	Ziel	Sektion 1	Sektion 2	Sektion 3	Ziel	Sektion 1	Sektion 2	Sektion 3	Ziel	Sektion 1	Sektion 2	Sektion 3
best	1:06,607	0:22,914	0:22,301	0:20,564	1:06,607	0:23,742	0:22,301	0:20,564	0:22,914			
Runde 1	1:06,607	0:23,742	0:22,301	0:20,564								
Runde 2												
Runde 3												
Runde 4												
Runde 5												